



# LIBRARIES

UNIVERSITY OF WISCONSIN-MADISON

## Wisconsin [men's basketball] 1994-95 media guide. 1994

Madison, Wisconsin: UW Sports Information Office, 1994

<https://digital.library.wisc.edu/1711.dl/62X7CYZCX7PUD83>

<http://rightsstatements.org/vocab/InC/1.0/>

The libraries provide public access to a wide range of material, including online exhibits, digitized collections, archival finding aids, our catalog, online articles, and a growing range of materials in many media.

When possible, we provide rights information in catalog records, finding aids, and other metadata that accompanies collections or items. However, it is always the user's obligation to evaluate copyright and rights issues in light of their own use.

SPORTS INFORMATION OFFICE

DO NOT REMOVE







# WISCONSIN

1994-95 Wisconsin Men's Basketball Media Guide

1994-95 MEDIA GUIDE

1994-95

# SENIORS




Clockwise from top left:  
Head Coach Stan Van Gundy,  
Andy Kilbride, Michael Finley,  
Howard Moore, Chris Conger,  
and Brian Kelley

# 1994-95 WISCONSIN BASKETBALL

## QUICK FACTS

Location	Madison, WI
Population	196,053
Founded	1848
Enrollment	40,305
Nickname	Badgers
Colors	Cardinal and White
Arena	UW Field House
Capacity	11,500
Chancellor	David Ward
Director of Athletics	Pat Richter
Head Coach	Stan Van Gundy
Alma Mater	SUNY-Brockport '81
Career Record	122-78 (7 years)
Record at UW	First season
Assistant Coaches	Dave Bollwinkel Shawn Hood Brian Hecker
Basketball Phone	(608) 262-4597
1993-94 Record	18-11
Conference Record	8-10 (7th)
Post-Season	NCAA second round
Lettermen Back/Lost	8/5
Starters Back/Lost	4/1
Sports Info. Director	Steve Malchow
Associate SID	John Estes
Assistant SID	Julie Kluge
SID Phone	(608) 262-1811
SID Fax	(608) 262-8184
Press Row Phone	(608) 262-7869
Estes' Home Phone	(608) 836-5405



## ON WISCONSIN

Why Wisconsin?	2-3
Style of Play	4-5
Individual Instruction	6
Conditioning & Weight Training	7
Sports Medicine	8
Academic Support	9
Field House Excitement	10
Media Exposure & Travel	11
Madison	12-13
The University	14
Big Ten Conference	15
Academics & Athletics	16

## SEASON PREVIEW

Schedule	18
Rosters	19
Season Outlook	20-22

## PERSONNEL

Head Coach Stan Van Gundy	24-27
Assistant Coaches	28
Support Staff	29-30
Player Biographies	32-51
Returnees vs. Big Ten	52-53
1994-95 Team Photo	54

## OPPONENTS

Non-Conference	56-58
Big Ten	59-68

## 1993-94 REVIEW

Season Recap	70-71
Results	72
Statistics	73
Accomplishments	74
Game-By-Game Statistics	75-78
Big Ten Review	79-81
Game Summaries	82-88

## HISTORY

All-time Scores	90-101
Series Records	102-103
Scores vs. '94-95 Opponents	104-109
Year-by-Year Records	110-111
Coaching Records	112
Assistant Coaches	112
Post-Season History	113-116
All-Americans	117
Honors & Awards	118-119
NBA Draftees	118
Letterwinners	120-121
Starting Lineups	122-124
Tale of the Tape	124

## RECORDS

Individual Records	126-131
Team Records	132-133
Miscellaneous Records	134
Field House Records	135
Overtime Games	136
Biggest Wins & Losses	136
Year-by-Year Leaders	138-139
Statistical History	140-141
1,000-Point Scorers	142-143
30-Point Club	144

## MEDIA, ETC.

Media Information	146-147
TV/Radio Coverage	148-149
Sports Information Staff	150
Opponent SID Directory	151
Media Directory	152
Athletic Department Directory	153
Wisconsin Field House	154-156
Athletic Director Pat Richter	157
Big Ten Conference	158
Big Ten Composite Schedule	159
TV/Radio Chart	160

## CREDITS

The 1994-95 Wisconsin Basketball Media Guide was produced by the UW Sports Information Office: Steve Malchow, Director; John Estes, Associate; Julie Kluge, Assistant.


Editor	John Estes
Layout & Design	John Estes
Contributing Editors	Steve Malchow Dan Meyer
Contributing Writer	Dan Meyer
Photographers	Greg Anderson Del Brown Jeff Miller Todd Rosenberg Jay Salvo David Stluka
Cover Design	John Estes Earl Madden
Printing	Royle Printing

Front cover: Senior all-America candidate Michael Finley. Photo by David Stluka.

The 1994-95 Wisconsin Basketball Guide is available to the public by sending a \$10 check, payable to the University of Wisconsin, to the UW Sports Information Office, 1440 Monroe Street, Madison, WI 53711.

---

# WHY WISCONSIN?



"For me, it was close to home, which was important. The team is on the rise and I wanted to be a part of that. I knew I'd become a much better player in this program. I also wanted a school that would give me a good education, and Wisconsin is tops in that area."

— Rashard Griffith, Chicago, Ill.

"What interested me the most, in terms of basketball, was how close the team was. Everyone has the same goal. There is no 'I' on this team. My teammates are not really my teammates but my second family. I really liked the coaching staff; they really care for you as a person. As far as the university, it has all the opportunities I feel I need to succeed in life. A degree from Wisconsin is looked upon highly in society."

— Mosezell Peterson, Louisville, KY

"I'd recommend Wisconsin because of the great academics and the rise of the basketball team. The style of play is fast-paced and exciting, the individual instruction really improves your skills, and the conditioning allows you to play at a higher level for longer periods."

— Chris Conger, Green Bay, Wis.

"I felt Wisconsin provided the best opportunity for me, both on and off the court. I was looking for a school that had widely respected academics and a rising athletic program. In terms of basketball, I liked the up-tempo style of play and the Big Ten Conference, and the entire coaching staff really made me feel at home."

— Sean Daugherty, Vincennes, IN

"I came here because of the people I was going to be surrounded by every day. I was really impressed with the attitude of my teammates. Madison has a nice relaxed atmosphere, it has a good Afro-American Studies program, and the basketball program is on the rise."

— Howard Moore, Chicago, Ill.

"The players here are really good people, the coaches are great and really help you improve your skills, and the education is as good as there is."

— Brian Kelley, Decatur, Ga.

"I was looking for a school with a great academic reputation. Madison and the university are so diverse that the opportunities here are endless. I like a pressing, up-tempo style, and Wisconsin fit the bill perfectly. I wanted to be part of the revival of Wisconsin basketball. Plus, the players really made me feel like part of the family."

— Darnell Hoskins, Dayton, Ohio

---

# WHY WISCONSIN?

"I saw Wisconsin as a place where I could maximize my potential, academically and athletically. Academically, it's an excellent school and it rated very high in what I was planning to major in. Athletically, I was impressed with the conditioning program and the time they spend on individual development. I wanted to play in an up-and-coming program in a conference the caliber of the Big Ten, with a team that received a lot of media exposure. I was also very impressed with the family atmosphere of the team."

— Booker Coleman, Erie, PA

"It's a school where I knew I could better myself, athletically and academically. I liked the overall campus atmosphere and the town of Madison and its people."

— Michael Finley, Maywood, Ill.

"I really felt at home here. There's a great atmosphere around here, the university has a good academic program, and I knew I'd be around people I like and trust."


— Sean Mason, Olympia Fields, IL

"I came to Wisconsin because of the coaching staff and, more importantly, the players. When I came to Madison on my visit, I really enjoyed the players and how they interacted with each other. Now that I'm here, it's just like family. Everybody looks out for each other. I was also looking for a school with the educational qualities Wisconsin has. It has a great name in the world job market."

— Osita Nwachukwu, Owerri, Imo-State, Nigeria

"The program is moving up, and if you like a running and pressing style of play and really believe you have the ability to play here, why miss out on the action?"

— Former guard Tracy Webster, Harvey, Ill.



DAVID STLUKA

"Wisconsin is one of the premier universities in the country, and a degree from here is recognized around the world. When I stepped onto this campus I knew it was the right place for me. The people here go out of their way to make sure your experience is academically rewarding and that you have some fun along the way. Wisconsin also offered me the chance to play in the greatest conference in the country. Playing in the Field House, with the Bleacher Creatures and a packed house every night, is a dream come true."

— Andy Kilbride, Kankakee, Ill.

"I knew it was a place where I could get a top-flight education and be part of a team that focuses on being the best. The style of play was important, too. I enjoy playing a fast-paced game, shooting threes and playing non-stop pressure defense."



— Jalil Roberts, Jersey City, N.J.

# STYLE OF PLAY

## PUSHIN' THE PACE

Over the last two seasons, the Badgers' style of play has been transformed from a deliberate, methodical one to an exciting, up-tempo style that features pressure defense and a fast-paced, wide-open offense. Following are a few of the many accomplishments the 1993-94 Badgers enjoyed.

- Earned first NCAA Tournament berth since 1947 and third bid in school history
- Became first team in school history to earn consecutive post-season berths
- Reached 18-win plateau for only the fourth time in school history
- Had best start (11-0) since 1915-16
- Tied school record by winning first 12 home games
- Tied school record for home wins in a season (14)
- Sold out every home game (11,500) for the first time in school history
- Achieved highest national ranking ever: 12th in Associated Press and CNN/*USA Today* polls (Jan. 12)
- Spent school-record 13 consecutive weeks in AP poll and 11 straight weeks in CNN/*USA Today* poll
- Set single-season school records for points (2,259), field goals (816), three-point field goals (225) and three-point field goal attempts (609)
- Set single-game school records with 15 three-point field goals and 37 three-point attempts vs. Missouri
- Set Big Ten record with 14 three-point field goals vs. Michigan State
- Tied school record for most 100-point games in a season (4)
- Posted highest scoring average (77.9) since 1971-72
- Registered lowest field goal defense (.420) since 1973-74
- Led Big Ten in field goal defense (.428), three-point field goals per game (7.2) and blocked shots per game (4.4) in league play




DAVID STLIKA

# STYLE OF PLAY

"Michael Finley was talking about playing 'Wisconsin ball' and the words had this wonderful positive ring to them ... 'Wisconsin ball' means a commitment to high-pressure defense, the kind of intensity that earns victories and a fighting chance to beat just about anybody."


— Michael Bauman, *Milwaukee Journal*



DAVID STLUKA




"Players are looking for a style of play that they like and that really fits them. And hopefully they're looking for a program that's really going to make them better, which is our goal. The up-tempo style, the offensive freedom we encourage in our players, the way we shoot the three-pointer ... those are all things that players are looking for. There aren't a whole lot of players out there who want to walk the ball up the floor and play a halfcourt game. If you want to go beyond playing at the college level, whether it's in the NBA, CBA or Europe, the game is wide open and extremely fast, so you've got to be able to play at that pace."

— Head Coach Stan Van Gundy





# INDIVIDUAL INSTRUCTION






“ The individual instruction program is an absolute key to our program. The whole key to winning games anywhere is having better players, and there are only two ways to have better players. The obvious one is to go out and recruit the best players you can. But the not-so-obvious one is to really spend a lot of time on players' individual development and make the guys you have better. So maybe we get a guy who is not as good as another guy coming out of high school, but through what we do in individual instruction our guy is a better player two years down the road.

The program is also key to our players' futures. A lot of our guys want to play beyond college, whether it's in the NBA, the CBA or in Europe. To do that, they've got to get better, and I think we owe it to them, with the efforts they put into our program, to give back to them. And how we give back is to spend a lot of time with them developing their individual games. I don't think that happens at a lot of places. I think most places recruit the best players they can, put them into their system offensively and defensively, and the players improve through experience and through the teaching that goes on in practice. But I don't know if there's a lot of time given to individual skill development. Here, that's the foundation of our program.

We're talking about roughly 45 minutes to an hour of our allotted practice time three times a week. During that time, it's totally concentrated on offensive skills — ball-handling, shooting, low-post moves. Another way our program is different is that it's not just geared toward what the player will do in the game. We're constantly trying to expand a guy's shooting range or trying to work on dribble moves he can't make at that point. We continually work on those skills until eventually he'll be able to use them in a game. A guy who can't shoot the three-pointer as a freshman will hopefully be able to by the time he's a junior.



Brian Kelley is a good example of that. He now has the capability of shooting the three, even though we really haven't seen it much in games yet. Andy Kilbride has improved dramatically both in the consistency of his shooting and in his ball-handling. His improved shooting is directly attributable to individual instruction. Darnell Hoskins came in basically as someone who wasn't capable of shooting the three-pointer, and now he's very capable, and that's all come from individual work with him. ”

— Head Coach Stan Van Gundy



# CONDITIONING & WEIGHT TRAINING

"The program is state-of-the-art. We're not simply lifting weights and running the players like crazy to get in shape. Our objectives are beyond just getting in shape. Our goal is to develop speed and quickness and jumping ability and truly make the guys better in all those areas. There's tremendous variety in the things we do. The players have no idea when they walk in every day what they're going to be doing, which keeps it very interesting and fresh. There's a fun element to it. At most places, conditioning is sort of drudgery and guys start to dread it. I think our guys really like showing up every day, because they can see they're getting better and they know what we're doing is helping them." —Head Coach Stan Van Gundy



The Wisconsin strength and conditioning program is a sophisticated blend of science, technology and one-on-one attention to each athlete. Throughout the year, UW athletes spend more time working on strength and conditioning than any other aspect of their game. During the off-season, athletes work on strength improvement, speed, power, agility and conditioning. The in-season program is devoted to continuation of strength gains and performance-related conditioning.

Each year when freshmen arrive, baseline measures of strength, speed, power, agility, flexibility and endurance are collected. Measures of body composition, weight and frame-size are also recorded. With this information, goals are set for development and maintenance. Programs are established for each basketball player by strength and conditioning coach Robert Hackett, a former track all-American at Wisconsin. The UW also offers a sports nutrition program, coordinated by Scott Hettenbach. The program assists athletes in meeting their nutritional demands and body composition goals.

## CONDITIONING GAINS

Under the direction of strength and conditioning coach Robert Hackett, the Badger basketball team has made significant improvements in its conditioning program and in the weight room over the last two seasons. The following team averages document the dramatic gains made in each area.

Category	Fall '92	Fall '93	Fall '94
Vertical Jump	27.25	27.62	28.92
Bench Press	233	245	272
Mile Run	6:08	5:49	5:34
Shuttle Run	49.21	44.90	44.27
<b>1994 Bests</b>			
Bench Press	365	Brian Kelley	
Vertical Jump	33.5	Michael Finley	
30-yard Dash	3.39	Michael Finley	
Mile Run	5:02.27	Andy Kilbride	
300 Shuttle	41.92	Andy Kilbride	

---

# SPORTS MEDICINE

The Wisconsin Sports Medicine program features state-of-the-art facilities and the outstanding services of leading sports medicine and health care professionals.

Headquartered in the McClain Center, the department also maintains facilities at Camp Randall Stadium, the UW Field House, the Natatorium, the Nielsen Tennis Stadium and the Dane County Coliseum.

## Services

The Sports Medicine program focuses on injury prevention. Staff members utilize Cybex strength-testing devices, provide dietary analyses, measure physiological capacity and outline programs to improve flexibility. Should injury occur, athletes are seen immediately by team physicians from the UW Hospitals and Clinics.

The UW is one of a handful of schools with an on-site X-ray machine, enabling physicians to quickly and thoroughly evaluate injuries and prescribe treatment and rehabilitation. Daily orthopedic and urgent care clinics plus counseling and nutrition services are available by appointment.

Athletic trainers and physicians work together to design rehabilitation programs for injured athletes. A wide variety of facilities and equipment, including a rehabilitation swimming pool, Cybex equipment, the Impulse Inertial Exercise System, Stairmasters and Fitron Bicycles, help athletes rehabilitate injuries and minimize the loss of general fitness during recuperative time.

## Professional Staff

Dennis Helwig, a 1974 UW graduate, supervises the UW Sports Medicine Program. Now in his 20th year as a staff certified athletic trainer, Helwig is assisted by five athletic trainers, one physical therapist, three graduate assistant trainers and 30 student trainers. Team physician coverage is headed by Dr. Ben Graf, medical director of the UW Sports Medicine Center. Dr. Greg Landry, a staff physician for the UW Hospital Sports Medicine and Fitness Center, serves as head of primary care for UW athletic teams. Team physicians Dr. John Orwin and Dr. David Bernhardt round out the medical staff.



*The Wisconsin Sports Medicine staff includes (front row, from left): Mike Johnson, Barb Pearson; (back row, from left) Jan Helwig, Greg Ingermann, Laurie Miller, Dave Beine, Chuck Hart, Enrique Perez-Guerra, Andy Winterstein and Head Trainer Dennis Helwig.*

# ACADEMIC & STUDENT SERVICES

Academic excellence is emphasized at Wisconsin. Much of the credit for the impressive academic record behind many Badger athletes is the counseling system available to the student-athletes.


Academic and student services director Alan Zussman supervises a staff of four full-time and two part-time counselors who conduct the program offered to the nearly 800 UW student-athletes. The advising staff members have a comprehensive understanding of academics at Wisconsin and a permanent line of communication with all University departments.

For those student-athletes who request assistance, counseling sessions are offered on a one-to-one basis at a time appropriate for the athlete. Wisconsin athletes are degree-oriented while allowing for the flexibility to explore different areas. The counseling staff takes a personal approach to each athlete in determining his or her individual needs, personal or academic.


The department maintains a computer center, arranges for exam proctoring, offers advice on resume preparation and coordinates the grant-in-aid program. Support groups are offered to students who become medically or academically ineligible for competition.



The Wisconsin Athletic Department's Academic and Student Services staff includes (front row, from left): Jean Patt, Mary Weaver-Klees, Director Alan Zussman, Liane Kosaki; (back row, from left) Mary Moroder, Lou Ann Lund, Andrew Berns, Marcus McCoy, Craig Hudson, Jerry Darda, Christine Sayler and Nancy Kreklow.



Former Badger center Grant Johnson, a four-time academic all-Big Ten honoree, receives his diploma in last year's graduation ceremony.




Academic consultant Andrew Berns advises Darnell Hoskins on his class schedule.

---

# FIELD HOUSE EXCITEMENT

"A new tradition is taking root here. Near the end of each game, a giant W is unfurled at center court. It goes nicely with all those other W's that are starting to make the Badgers look like a legitimate first-division team." — *Mike Lucas, Capital Times*



“ It’s one of the great atmospheres in college basketball. It’s sort of an unknown on the national scene because our basketball program hadn’t emerged on the national scene until recently. Now, with national TV coming into the Field House more regularly, people around the country are really going to understand the special atmosphere we have here. It’s as good as any in the country. The noise and excitement level here can match anyone’s. I absolutely love it, and I know our players love it. ”  
— *Head Coach Stan Van Gundy*

## ATTENDANCE GAINS

Attendance at the UW Field House has jumped dramatically over the past two seasons, climbing from an average of 9,446 in 1992 to 10,387 in 1993 to a capacity 11,500 a year ago.

Last season marked the first time in school history that every game was sold out. Capacity crowds are expected at the Field House again this season.

# MEDIA EXPOSURE & TRAVEL

Playing college basketball in the Big Ten Conference and at the University of Wisconsin is an opportunity for success, excitement and exposure.

Badger basketball is unique with its intense media coverage. Among the many media outlets that routinely cover the Badgers are three local television stations, two local radio stations and the Wisconsin Radio News Network, four major newspapers (two in Madison and two in Milwaukee), two daily student newspapers, plus one specialty publication, *Badger Plus*, which covers Wisconsin athletics exclusively.

Badger players and the Wisconsin team were showcased in the national media last year with articles that appeared in *USA Today*, *Sports Illustrated*, *The Sporting News*, the *Chicago Tribune*, the *Chicago Sun-Times*, the *New York Daily News* and several other major metropolitan newspapers.

In terms of television coverage, Big Ten basketball is seen on ESPN, ABC, CBS, NBC and Raycom Sports and Entertainment. The Badgers are scheduled for a record five nationally televised games this season — two on CBS and three on ESPN. More than 20 other Badger games will be shown locally or regionally on the Raycom Network this season. In addition to being broadcast live, nearly a dozen home games will also be shown on the Wisconsin Public Television network on a delayed basis.


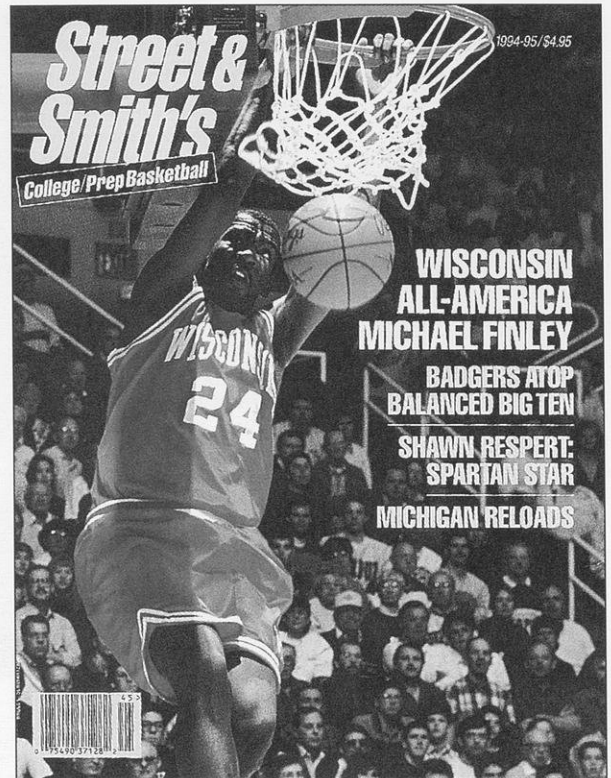
On radio, Badger games are heard on a 34-station state-wide network. Coach Stan Van Gundy has a weekly media conference that routinely draws more than a dozen reporters, and he also has a television show that is seen in all corners of the state.

## ROAD TRIPS

During their time at Wisconsin, Badger players see and experience different parts of the United States and the world through team travel.

In recent seasons, the Badgers' schedule has included games or tournaments in Dallas, Miami, Los Angeles, Las Vegas, Portland, Tampa, Tempe, Honolulu and San Juan, Puerto Rico.

This year's schedule includes a trip to Stanford in Palo Alto, Calif., while next year's slate features a trip to the Maui Classic in Hawaii. The team is also expected to travel to Europe or Australia for a week-long summer playing tour within the next three years.



# MADISON

Located in southern Wisconsin, Madison is home to both the University of Wisconsin and the state capital. The city was designed so that the school and state would be linked, signifying the interrelated nature of academics and politics.


One of the Midwest's most vibrant communities, Madison offers an endearing quality of life to both its residents and students.

The centerpiece of the city is the State Capitol. The campus is west of the Capitol and offers easy access to shopping malls, restaurants for every taste and popular night spots.

With a diverse population of nearly 190,000, Madison offers the unique combination of big-city excitement and small-town charm. Madison is an action-oriented community that promotes participation in government, education, sports, arts and recreation.

Madison was listed as the second most livable city in the United States in a 1993 *Money* magazine survey.

Besides the UW Athletic Department, the city offers a large quantity and high quality of outdoor leisure activities. *Outside* magazine ranked Madison as one of the top 15 sports towns in the nation several years ago.



Madison was voted one of the top 15 sports towns in the United States because of its high quality of outdoor leisure activities (left). The state capitol building (above) is the centerpiece of the city.

## NO. 2 IN *MONEY* MAGAZINE SURVEY

Madison was listed No. 2 on *Money* magazine's 1993 list of the country's most liveable cities. Following are excerpts from the magazine's seventh annual survey:

"A popular T-shirt sold in Madison describes the state capital and home of the University of Wisconsin as *THE ALTERNATIVE TO REALITY*. That's about right. Madison, which has ranked in our top 10 for the past three years, offers special attractions.

"Madison's awesome beauty and laid-back style appeal to most everyone: Walk along State Street's thriving pedestrian mall and you'll see the elderly (on bicycles) and yuppies and hippies moving among the street vendors, New Age stores and coffee shops.

"For a relatively small city, Madison offers a number of surprises. For example, you can find Caribbean, Ethiopian, Thai and more than 20 other reasonably priced types of ethnic restaurants."

---

# CAMPUS LIFE

Situated among gentle, rolling hills and wooded areas between Lakes Mendota and Monona is the 900-acre University of Wisconsin campus. Located in the state's capital city, Madison, the UW campus is one of the nation's most picturesque.

Two movies have been filmed on the UW-Madison campus, including the 1986 hit *Back To School*, featuring Rodney Dangerfield.

There are many famous landmarks on campus, including tree-lined Bascom Hill, North Hall (the first building on campus), Van Hise Hall (the tallest building on campus) and Picnic Point (a 129-acre peninsula). A favorite gathering spot for students is the Memorial Union and its lakeside terrace.

Wisconsin students include some of the nation's foremost scholastic achievers. The diversification of the student body and its campus life make the UW a truly special educational experience.



*The Memorial Union Terrace (above) is a favorite gathering spot for students, while Bascom Hall (right) houses the administration offices for the campus.*





# THE UNIVERSITY

The University of Wisconsin-Madison, founded in 1848, throughout its history has been recognized as one of the nation's leading institutions of higher learning, with many departments ranked among the nation's top 10.

Nobel Prize-winning research, a liberal tradition of shared governance and a diverse student body have given UW-Madison a worldwide reputation. Wisconsin has ranked among the top universities in the United States in every scholarly pursuit since 1910.

In what is the most extensive study on graduate level education of its kind, the five-volume *Assessment of Research-Doctorate Programs in the United States* rated Wisconsin tied for eighth (with UCLA and Michigan) for its academic quality.


## Physical Setting

UW-Madison is considered one of the most beautiful college campuses in the country, lying as it does along the shore of Lake Mendota. There are five lakes in the Madison area, two of which (Mendota and Monona) form an isthmus on which the state capitol building sits.

Madison's lakes, rolling hills, architecture, parks and arboretum have enhanced UW-Madison's reputation for scenic beauty. Hollywood filmmakers have selected the campus as its location for films about college life; one film was the 1986 hit *Back to School* with Rodney Dangerfield.

## Faculty

The UW-Madison faculty routinely wins national citations for teaching excellence, research and service. Much of the university's international reputation comes from the quality of its faculty. In fact, UW faculty and alumni have accounted for 12 Nobel and 17 Pulitzer Prizes. There are 54 UW-Madison faculty members who have won Presidential Young Investigator awards (second to MIT), nine winners of the National Medal of Science and three Searles Scholars. Forty-four professors at the UW-Madison are enrolled in the National Academy of Sciences, 14 are members of the National Academy of Engineering and three have been named to the



National Academy of Education.

One of the nation's leading institutions for higher learning, the UW-Madison includes 11 schools, 133 academic departments, more than 17,000 employees and a \$1.2 billion budget. Majors are offered in 156 bachelors, 184 masters and 125 doctorate programs.

## Student Body

From an initial enrollment of 17, the student population has grown to more than 40,000, making it fifth-largest among public four-year institutions. Although almost 80 percent of the students come from Wisconsin — representing every county of the state — Madison's isthmus is truly an international community.

UW-Madison students come from more than 125 countries, and the university ranks fourth in the nation for total foreign student enrollment. It is one of the nation's most diverse student populations.

## Political Atmosphere

Because of its roots in Wisconsin legislation, UW-Madison has always maintained close links with the state. With the passage of a federal act in 1862, it became one of the nation's first land grant

colleges, establishing a tradition of research in agriculture and the life sciences.

A number of centers and programs exist on the campus specifically to facilitate the exchange of information between the university and government, business and industry. Mandated by Wisconsin statute, faculty governance has been a hallmark of the university of Wisconsin since its founding.

## Academic Leader

The UW has been a leader in many areas. Among the breakthroughs at UW: establishing the first academic programs in the U.S. for Scandinavian Studies (1875), Psychology (1888), Agricultural Economics (1909), Genetics (1910) and Wildlife Management (1939); launching the world's first space observatory; conducting the first bone marrow transplant in the United States; operating the nation's first radio station (WHA) in 1917; discovering Vitamins A and B; and finding evidence to link cancer with saccharine and cyclamates.

# THE BIG TEN CONFERENCE

"I think the Big Ten is simply the best conference in the country, and I don't think there's a lot of argument with that. If you look at schools with the best total athletic programs, you start with the Big Ten. As far as basketball specifically, it's the most watched conference in the country. More people watch Big Ten basketball than any other league in America. The excitement level is incredible. You're playing in front of sellout crowds night in and night out, and everybody has great home fans. The talent level is great. If you just look at the most recent NBA drafts, you see what kind of players the Big Ten turns out. If you play in this league, you're going to be playing against the best players in country." — *Head Coach Stan Van Gundy*


From its beginning 100 years ago, the Big Ten Conference continues to be recognized as one of the premier athletic leagues in the nation. In a time when consistent excellence is difficult to maintain, the Big Ten continues to be a showcase for the finest achievements in athletics and academics.

## Basketball Success

The Big Ten Conference is arguably the premier basketball conference in America. The league regularly sends five or six teams to the NCAA Tournament. The Big Ten leads the nation with 33 Final Four appearances and is second with 210 NCAA Tournament victories. Big Ten schools boast nine NCAA titles since the tournament began in 1939, including Wisconsin's 1941 crown.

## Nation's Attendance Leader

Big Ten men's basketball has enjoyed unprecedented popularity through the years. Crowd sizes every season justify this assertion. The Big Ten has been the conference leader in attendance every year since 1977 and retained its place last season by averaging 12,696 per game. The 11 league teams attracted an NCAA-record 2,163,693 spectators in 1992-93.



## Media Exposure

More evidence of Big Ten basketball's popularity is found in the consistently high television ratings and exposure. No fewer than 96 of 99 Big Ten intraconference men's basketball games will be televised in 1995 by CBS Sports, ESPN and Raycom Sports. CBS will

nationally televise eight conference and four non-conference games. Nine different Big Ten teams are scheduled to appear on CBS; all 11 could appear depending on CBS wildcard picks the last two weeks of the season. ESPN will nationally cablecast 13 conference and three non-conference games. ESPN's nine-game "Big Tuesday" Big Ten series begins in January. The Big Ten has been ESPN's highest-rated college basketball conference for seven straight seasons.

With Penn State's addition to the league in 1992, the Big Ten features 11 institutions in eight states and reaches into major metropolitan areas such as Chicago, Detroit, Minneapolis/St. Paul, Cincinnati, Columbus, Milwaukee, Indianapolis, Pittsburgh and Philadelphia.

## Conference Leadership

The Big Ten has long been recognized for its excellence in athletics, but more importantly is dedicated to the academic well-being of its participants. The league has long pushed for higher standards for student-athletes.

With its founding principles still serving as the guiding force, the Big Ten will continue to be a national leader.

### 1993-94 ATTENDANCE

BIG TEN .....	12,696
Southeastern .....	11,321
Great Midwest ..	10,990
Big East .....	10,863
Atlantic Coast ...	10,564
Big Eight .....	10,280

### NCAA CHAMPIONSHIPS

Pac-10 .....	13
BIG TEN .....	9
Atlantic Coast .....	7
Southeastern .....	6
Missouri Valley .....	4

### FINAL FOUR APPEARANCES

BIG TEN .....	33
Atlantic Coast .....	27
Pac-10 .....	26
Big Eight .....	19
Missouri Valley .....	16
Southeastern .....	16

### NCAA TOURNEY WINS

Atlantic Coast .....	212
BIG TEN .....	210
Southeastern .....	133
Pac-10 .....	128
Big Eight .....	125

# ACADEMICS & ATHLETICS

Achieving national recognition in both academics and athletics is a difficult challenge for universities and colleges today. The University of Wisconsin is one of the few institutions that has earned praise for its work in the classroom and on the field of play.

With its admittance to the Association of American Universities (AAU), one of the most prestigious organizations of higher education, the UW-Madison has been recognized for its solid reputation in the academic world. Indeed, only 56 schools nationally are in the AAU.

Balancing the academic requirements of an outstanding institution with the demands of collegiate athletic competition is difficult. However, the University of Wisconsin has attacked the challenge and succeeded.

Besides its academic prowess, the University of Wisconsin is one of the top total-sports programs in the nation. The Wisconsin program finished 12th in the inaugural Sears Directors Cup standings for the 1993-94 academic year. The all-sports championship was created by the National Association of Collegiate Directors of Athletics (NACDA) to recognize the school with the best performance in men's and women's Division I athletics.

On the conference level, the Badger program placed second in the Big Ten Conference composite standings with team titles in men's and women's golf and a co-championship in football.

Inclusion in the AAU and a top-15 finish in the Directors Cup proves that academics and athletics do mix at the University of Wisconsin.

## American Association of Universities

Institutions are admitted to the AAU only if they are exemplary in graduate and professional education and research

Arizona	Indiana	Pittsburgh
Brandeis	Iowa	Princeton
Brown	Iowa State	Purdue
California	Johns Hopkins	Rice
California-San Diego	Kansas	Rochester
California Tech	Maryland	Rutgers
Carnegie-Mellon	M.I.T.	Stanford
Catholic University	Michigan	S.U.N.Y.
Case Western Reserve	Michigan State	Syracuse
Catholic University	Minnesota	Texas
Chicago	Missouri	Tulane
Clark	Nebraska	UCLA
Colorado	New York University	USC
Columbia	North Carolina	Vanderbilt
Cornell	Northwestern	Virginia
Duke	Ohio State	Washington (Mo.)
Florida	Oregon	Washington
Harvard	Penn State	<b>Wisconsin</b>
Illinois	Pennsylvania	Yale

## 1993-94 DIRECTORS CUP

1.	North Carolina	806.5
2.	Stanford	786.5
3.	UCLA	779.5
4.	Florida	768.0
5.	Penn State	756.0
6.	Arizona	710.0
7.	Texas	697.5
8.	USC	677.0
9.	Michigan	656.0
10.	Arizona State	603.0
11.	Notre Dame	595.0
12.	<b>Wisconsin</b>	<b>565.0</b>
13.	Tennessee	560.0
14.	Minnesota	553.0
15.	Alabama	552.5
16.	Clemson	546.5
17.	California	534.5
18.	Nebraska	524.5
19.	Virginia	513.0
20.	Oklahoma	499.0
21.	Georgia	495.0
22.	Brigham Young	488.0
23.	Ohio State	483.5
24.	Texas A&M	454.5
25.	Florida State	454.0


*Based on each school's finish in 22 sports: 10 core sports and one wild-card sport each for men and women; national champions in a sport receive 64 points, second-place 63, etc., through the tourney field.*

## BIG TEN RANKINGS

### Men's Program

1.	Michigan	3.45
2.	<b>Wisconsin</b>	<b>3.72</b>
3.	Minnesota	4.41
4.	Ohio State	4.42
5.	Penn State	5.58
6.	Illinois	5.75
7.	Indiana	5.95
8.	Iowa	6.23
9.	Michigan State	6.42
10.	Northwestern	7.13
11.	Purdue	8.55

*Based on dividing total points by number of sports in which school participates; conference champions in a sport receive 1 point, second-place 2, etc.*



# OUTLOOK

# 1994-95 WISCONSIN SCHEDULE

## November

8	Tue.	CROATIA NATIONAL TEAM (Exh.)		7:05 p.m.
20	Sun.	MARATHON BASKETBALL (Exh.)		3:35 p.m.
26	Sat.	WRIGHT STATE	Raycom	3:05 p.m.
30	Wed.	UW-GREEN BAY	Raycom	7:05 p.m.

## December

3	Sat.	TEXAS TECH	Raycom	1:05 p.m.
6	Tue.	VALPARAISO	Raycom	7:05 p.m.
10	Sat.	at Eastern Michigan	—	6:35 p.m.
14	Wed.	UW-MILWAUKEE	Raycom	7:05 p.m.
23	Fri.	LOYOLA MARYMOUNT	Raycom	7:05 p.m.
27	Tue.	at Stanford	—	9:35 p.m.
31	Sat.	at Marquette	—	1:05 p.m.

## January

4	Wed.	MICHIGAN STATE	Raycom	7:05 p.m.
7	Sat.	at Indiana	Raycom	7:05 p.m.
11	Wed.	at Ohio State	Raycom	7:05 p.m.
14	Sat.	MINNESOTA	Raycom	7:05 p.m.
21	Sat.	at Iowa	Raycom	7:05 p.m.
26	Thu.	PENN STATE	ESPN	8:35 p.m.
28	Sat.	NORTHWESTERN	Raycom WP	2:05 p.m.

## February

1	Wed.	at Michigan	Raycom	7:05 p.m.
4	Sat.	ILLINOIS	Raycom	7:05 p.m.
11	Sat.	MICHIGAN	CBS	3:05 p.m.
15	Wed.	at Northwestern	—	7:05 p.m.
18	Sat.	at Penn State	Raycom WP	12:05 p.m.
22	Wed.	IOWA	Raycom	7:05 p.m.
26	Sun.	at Purdue	CBS	11:05 a.m.
28	Tue.	at Minnesota	ESPN	6:35 p.m.

## March


4	Sat.	OHIO STATE	Raycom WP	2:05 p.m.
8	Wed.	INDIANA	ESPN	6:35 p.m.
11	Sat.	at Michigan State	Raycom WP	2:05 p.m.

Home games in CAPS.

All times are Central.


Raycom — Raycom Local Package

Raycom WP — Raycom Weekend/Regional Package



DAVID STLUKA

Sophomore point guard Darnell Hoskins



Sophomore swingman Jalil Roberts

# 1994-95 WISCONSIN ROSTERS

## Numerical

No.	Name	Pos.	Ht.	Wt.	Cl./El.	Hometown (HS/Last School)
0	Osita Nwachukwu	F/C	6-8	230	Jr./Jr.	Awo-Mbieri, Owerri, Imo-State, Nigeria (Holy Ghost/Kilgore, TX, JC)
4	Brian Kelley ***	F	6-7	255	Sr./Sr.	Decatur, GA (Towers)
5	Jalil Roberts *	F/G	6-4	185	So./So.	Jersey City, NJ (St. Anthony's)
10	Darnell Hoskins *	G	6-0	170	So./So.	Dayton, OH (Chaminade-Julienne)
12	Chris Conger **	G	6-3	185	Sr./Sr.	Green Bay, WI (Southwest)
13	Mosezell Peterson	G/F	6-4	195	Fr./Fr.	Louisville, KY (Ballard)
15	Andy Kilbride ***	G	6-3	190	Sr./Sr.	Kankakee, IL (HS)
22	Sean Mason	G	6-2	165	Fr./Fr.	Olympia Fields, IL (Rich Central)
24	Michael Finley ***	F	6-7	215	Sr./Sr.	Maywood, IL (Proviso East)
34	Howard Moore **	F	6-6	205	Sr.#/Sr.	Chicago, IL (Taft)
41	Booker Coleman	F	6-9	230	Fr./Fr.	Erie, PA (Cathedral Prep)
52	Sean Daugherty	F/C	6-10	240	Fr./Fr.	Vincennes, IN (Lincoln)
54	Rashard Griffith *	C	6-11	270	So./So.	Chicago, IL (Martin Luther King)

## Alphabetical

No.	Name	Pos.	Ht.	Wt.	Cl./El.	Hometown (HS/Last School)
41	Booker Coleman	F	6-9	230	Fr./Fr.	Erie, PA (Cathedral Prep)
12	Chris Conger **	G	6-3	185	Sr./Sr.	Green Bay, WI (Southwest)
52	Sean Daugherty	F/C	6-10	240	Fr./Fr.	Vincennes, IN (Lincoln)
24	Michael Finley ***	F	6-7	215	Sr./Sr.	Maywood, IL (Proviso East)
54	Rashard Griffith *	C	6-11	270	So./So.	Chicago, IL (Martin Luther King)
10	Darnell Hoskins *	G	6-0	170	So./So.	Dayton, OH (Chaminade-Julienne)
4	Brian Kelley ***	F	6-7	255	Sr./Sr.	Decatur, GA (Towers)
15	Andy Kilbride ***	G	6-3	190	Sr./Sr.	Kankakee, IL (HS)
22	Sean Mason	G	6-2	165	Fr./Fr.	Olympia Fields, IL (Rich Central)
34	Howard Moore **	F	6-6	205	Sr.#/Sr.	Chicago, IL (Taft)
0	Osita Nwachukwu	F/C	6-8	230	Jr./Jr.	Awo-Mbieri, Owerri, Imo-State, Nigeria (Holy Ghost/Kilgore, TX, JC)
13	Mosezell Peterson	G/F	6-4	195	Fr./Fr.	Louisville, KY (Ballard)
5	Jalil Roberts *	F/G	6-4	185	So./So.	Jersey City, NJ (St. Anthony's)

**Head Coach:** Stan Van Gundy (1st season)

**Assistant Coaches:** Dave Bollwinkel, Shawn Hood, Brian Hecker

**Trainer:** Andy Winterstein

\* letters earned

# fifth-year senior

### PRONUNCIATION GUIDE

Chris Conger .....	CAHNG-gurr
Sean Daugherty .....	DOR-itty
Osita Nwachukwu .....	o-SEET-a wa-SHUK-oo
Mosezell Peterson .....	mo-ZELL
Jalil Roberts .....	ja-LEEL

# SEASON PREVIEW

“My vision is to make this program a perennial winner in the Big Ten. I don’t want the NCAA Tournament to be something rare and something you’ll get excited about because it doesn’t come around very often. I want it to be something that we come to expect here. We want to be one of those teams that every year is going to be in contention for the Tournament, and in your better years will be in contention to win the Big Ten.”

Stan Van Gundy stated those words at his inaugural press conference on July 22 when he was elevated from associate head coach to head coach following the departure of Stu Jackson, who resigned to become general manager of the Vancouver Grizzlies of the NBA.

The 35-year-old Van Gundy, who is now the youngest head coach in the Big Ten, may not have to wait long for one of those “better years,” as he takes over a squad that is arguably the most talented and promising in Wisconsin history.

Last season, in Jackson’s second year at the helm of the program, the Badgers earned their first NCAA Tournament invitation since 1947 and just the third bid in school history. In addition to scratching the 47-year NCAA Tournament itch, the 18-11 Badgers achieved their highest national ranking, climbing as high as No. 12 in both the Associated Press and CNN/USA Today rankings and spending more than 10 straight weeks in both polls. The team enjoyed just the third winning season since 1974 and matched the fourth-highest win total in school history. For the first time in school history, every game at the Field House was sold out.

With four starters and eight letterwinners back from last year’s breakthrough squad, optimism is at an unprecedented high for the 1994-95 team. An upper-division finish in the Big Ten, which would be the team’s first since 1974, is within reach, and some prognosticators feel the seasoned Badgers will be among a handful of teams that will contend for the league title. Wisconsin hasn’t finished in the top three of the conference since a runner-up finish in 1962.

“I’m certainly not going to downplay expectations,” says Van Gundy, who has coached 200 games at the Division II and NAIA levels. “We return four starters and have a lot of people back who are very good players. We should be very, very good.

It may sound corny, but our success is going to depend on the commitment every single one of us is going to make, players and coaches alike. Every player better be working hard to get ready, and better come back in shape and ready to work and make the commitment to winning again.”

Heading the list of returnees are pre-season all-America Michael Finley and rising star Rashard Griffith, who combined to score 42 percent of the Badgers’ points and were the team’s top rebounders last season. In all, 69 percent of last year’s scoring and 71 percent of the rebounding are back.

The biggest shoes to fill are those of point guard Tracy Webster, a three-year starter who concluded his career as the Badgers’ all-time leader in assists (501) and steals (183). The emotional pulse of the team, Webster averaged 11.4 points last season and ranks eighth on the school’s career scoring list (1,264). Also gone is forward/center Jeff Petersen, who averaged 8.1 points and 4.2 rebounds as the Badgers’ “sixth man” a year ago. Center Grant Johnson and shooting guard Jason Johnsen were also lost to graduation, while forward Otto McDuffie transferred out of the program.

Following is a position-by-position look at the 1994-95 Badgers:

## BACKCOURT


The heir apparent to Webster at the point is sophomore **Darnell Hoskins**, who averaged 11 minutes of action in 22 appearances a year ago. He averaged 2.7 points and 2.1 assists per game but came on strong at year’s end. Ac-

ording to the coaching staff, the ultra-quick guard was playing as well as anyone on the squad during the last month of the season.

Also battling for time at the point will be freshman **Sean Mason**, a 6-2, 165-pounder from Olympia Fields, Ill., who will also see action at the shooting guard spot. He averaged 21.8 points as a senior and led Rich Central High to a 23-6 record.

Senior **Andy Kilbride** is the incumbent at the off guard slot. A two-year starter, he pitched in 7.4 points last season and was ranked among the Big Ten leaders in three-point field goals and three-point accuracy. A hard-nosed defender, he can also handle the point guard role if needed.

Kilbride is backed up by sophomore swingman **Jalil Roberts** and freshman **Mosezell Peterson**. Roberts played in all



Senior forward Michael Finley

# SEASON PREVIEW

but one game last year, averaging more than 17 minutes. He pitched in 5.5 points per game. Peterson, a 6-4, 195-pounder from Louisville, Ky., averaged 19.9 points and 8.0 rebounds per game as a senior in leading Ballard High to a 25-5 record.

Rounding out the Badgers' backcourt is senior shooting guard **Chris Conger**, a walk-on who returns for his third season. A long-range shooter, he saw limited action in 10 games a year ago.

## FRONTCOURT

Three frontcourt starters return, led by senior all-America candidate **Michael Finley**. The leading scorer on the 1994 USA Goodwill Games team that won the bronze medal in Russia this summer, he needs just 262 points to pass Danny Jones as the Badgers' career scoring leader. He currently ranks fourth with 1,593 points and is on pace to become the first 2,000-point scorer in school history.

Finley led the Badgers in scoring (20.4), field goals (208), field goal attempts (446), three-pointers (66), three-point attempts (182), free throws (110) and minutes (36.1) last season and was second on the squad in rebounds (6.7), assists (3.2) and steals (1.4) per game.

A two-time team MVP, he became just the second player in UW history to average more than 20 points per game twice in a career. He is the No. 2 returning scorer in the Big Ten this season, behind Michigan State's Shawn Respert (24.3).

"It's a great feeling knowing that every night we take the floor we'll have one of the best players in the country on our side," Van Gundy says. "Michael has taken his game and his body to another level this summer. He's developed tremendously in the upper body and gained a lot of strength while still maintaining his agility and smoothness."

Sophomore center **Rashard Griffith**, who played on Stu Jackson's North squad at this summer's U.S. Olympic Festival, returns to anchor the Badgers in the middle. The 6-11, 270-pounder earned Freshman all-America recognition after averaging 13.9 points and a team-best 8.5 rebounds in his inaugu-



Senior guard Andy Kilbride

ral campaign. He led the Big Ten with 2.8 blocked shots per game — the first Badger to lead the conference in that category — and was the only freshman in the conference ranked in four statistical categories.

Griffith, who missed four games due to injury midway through the Big Ten season, finished two blocked shots shy of Brad Sellers' single-season school record of 68 and needs just 55 blocks to pass Brad Sellers as the school's career leader.

"I think the Olympic Festival this summer was good for Rashard's development, and we're looking for another solid season from him," Van Gundy says. "He'll again be one of the dominant inside forces in our league."

Rounding out the returning starters is senior power forward and two-year starter **Brian Kelley**. Despite averaging just 5.3 points and 4.6 rebounds per game, he was consistently praised by the Badger coaches


for his understanding of team defense, his picks and his unselfishness as the Badgers' "consummate role player." The 6-7, 255-pounder suffered a sprained knee late in the season and saw limited action in the final three games.

Also returning in the frontcourt is senior **Howard Moore**, who was a member of the Big Ten all-star team that competed in Argentina this summer. He saw limited action in 12 games last season, averaging 2.8 points and 1.4 rebounds per game.

Rounding out the stable of forwards are three newcomers. The leading candidate for playing time is junior college transfer **Osita Nwachukwu**. A 6-8, 230-pounder, Nwachukwu (pronounced wa-SHUK-oo) averaged 8.3 points and 5.9 rebounds for Kilgore (Tex.) Junior College last season. A native of Nigeria, he is the first foreign-born player in Wisconsin history.

"Osita has a Big Ten body and will give us a forceful presence inside," Van Gundy says. "I think he'll really challenge Brian Kelley at the four spot."

**Sean Daugherty**, a 6-10, 240-pound freshman from Vincennes, Ind, will also battle for playing time. A finesse player with three-point range, he averaged 19 points and 10 rebounds as a senior at Vincennes High.



Sophomore center Rashard Griffith




# SEASON PREVIEW

"Despite his size, Sean will be one of our top three-point shooters," Van Gundy says. "He's an excellent long-range shooter and can make a contribution inside as well. He needs to improve his strength and stamina, but he should be a key contributor."

Daugherty and Nwachukwu will also back-up Griffith at the center spot.

Rounding out the corps of newcomers is 6-9,230-pound **Booker Coleman**, a freshman from Erie, Pa. He averaged 17.3 points and 10.0 rebounds for Cathedral Prep last year and was a first-team all-state selection.

"Rebounding was our biggest weakness last year and will always be a concern," Van Gundy says. "We made a concerted effort to shore up our frontcourt in this last recruiting class, and I'm very pleased with the three kids we brought in at the power forward spot."



Senior forward Brian Kelley

and Stanford highlight this year's non-conference schedule. Home games against Wright State, Valparaiso and Loyola Marymount and a road game at Eastern Michigan round out the non-conference slate. The Big Ten schedule features two games against each league team with the exception of Illinois and Purdue, which are on the schedule just once.

Ten of the Badgers' opponents advanced to post-season play last season — Illinois, Indiana, Michigan, Michigan State, Minnesota, Purdue, Marquette and UW-Green Bay made NCAA appearances, while Northwestern and Stanford were NIT participants.

Wisconsin will appear on national television a school-record five times during the season. The Badgers will be seen on CBS twice — at home against Michigan and at defending league champion Purdue — and

for the second consecutive season will make three appearances on ESPN — at home against Penn State and Indiana and on the road against Minnesota.

## SCHEDULE

Home games against Texas Tech and state rivals UW-Green Bay and UW-Milwaukee and road contests at Marquette

## WISCONSIN AT A GLANCE

### Letterwinners Lost (5)

Name	Pos.	Ht.	Wt.	FG%	FT%	PPG	RPG	APG
Tracy Webster #	G	6-0	185	.441	.714	11.4	2.7	5.9
Jeff Petersen	F/C	6-10	225	.592	.667	8.1	4.2	0.3
Jason Johnsen	G	6-3	190	.394	.400	3.2	0.9	0.8
Grant Johnson	C	7-0	245	.425	.389	1.5	2.0	0.3
Otto McDuffie	F	6-5	200	.571	.200	1.4	0.8	0.3

### Letterwinners Returning (8)

Name	Yr.	Pos.	Ht.	Wt.	FG%	FT%	PPG	RPG	APG
Michael Finley #	Sr.	F	6-7	215	.466	.786	20.4	6.7	3.2
Rashard Griffith #	So.	C	6-11	270	.538	.580	13.9	8.5	1.0
Andy Kilbride #	Sr.	G	6-3	190	.421	.815	7.4	2.6	1.9
Jalil Roberts	So.	G/F	6-4	185	.362	.625	5.5	2.2	0.7
Brian Kelley #	Sr.	F	6-7	255	.462	.632	5.3	4.6	0.8
Howard Moore	Sr.	F	6-6	205	.571	.909	2.8	1.4	0.2
Darnell Hoskins	So.	G	6-0	170	.353	.731	2.7	1.2	2.1
Chris Conger	Sr.	G	6-3	185	.444	—	1.1	0.2	0.2

### Newcomers (5)


Name	Yr.	Pos.	Ht.	Wt.	Hometown (HS/Last School)
Booker Coleman	Fr.	F	6-9	230	Erie, PA (Cathedral Prep)
Sean Daugherty	Fr.	F/C	6-10	240	Vincennes, IN (Lincoln)
Sean Mason	Fr.	G	6-2	165	Olympia Fields, IL (Rich Central)
Osita Nwachukwu	Jr.	F/C	6-8	230	Awo-Mbieri, Owerri, Imo-State, Nigeria (Holy Ghost/Kilgore, TX, JC)
Mosezell Peterson	Fr.	G/F	6-4	195	Louisville, KY (Ballard)



# COACHES

# HEAD COACH STAN VAN GUNDY

## THE VAN GUNDY FILE



### Personal Data

Born Stan Alan Van Gundy on Aug. 26, 1959 in Indio, Calif. ... wife Kim ... daughter Shannon (2) ... father, Bill, is head coach at Genesee Community College in Batavia, N.Y. ... younger brother Jeff is assistant coach with New York Knicks.

### Education

Alhambra H.S., Martinez, Calif., 1977 ... B.A. in English and physical education, SUNY-Brockport, 1981 ... graduated summa cum laude.

### Playing Experience

Guard, Alhambra High School, 1975-77; SUNY-Brockport, 1978-81.

### Coaching Experience

Assistant coach, University of Vermont, 1982-83; head coach, Castleton (Vt.) State College, 1984-86; assistant coach, Canisius, 1987; assistant coach, Fordham, 1988; head coach, Massachusetts-Lowell, 1989-92; assistant coach, Wisconsin, 1993; associate head coach, Wisconsin, 1994; head coach, Wisconsin, 1994-present.

### Honors and Achievements

All-time leading scorer in Alhambra High School history (1,233 points) ... all-Northern California selection as a senior and three-time all-conference pick ... graduated summa cum laude from SUNY-Brockport ... Scholar-Athlete of the Year for the entire SUNY system in 1981 ... 1984 NAIA District 5 Coach of the Year; State of Vermont's 1984 College Coach of the Year; Mayflower Conference 1984 Coach of the Year.

**S**tan Van Gundy, who served as an assistant coach under Stu Jackson the last two seasons, was named head coach at Wisconsin on July 22, less than an hour after Jackson was unveiled as vice president of operations and general manager of the NBA Vancouver Grizzlies. The 35-year-old Van Gundy, who is now the youngest coach in the Big Ten, was signed to a five-year contract. He is the 12th head coach in Badger basketball history.

Named associate head coach last season, Van Gundy was the chief recruiter on Jackson's staff and has been heavily involved with scouting and game preparation, as well as the day-to-day operations of the basketball program. The Badgers posted a 32-25 record over the last two years and have appeared in consecutive post-season tournaments for the first time in school history. Last year, the Badgers advanced to the NCAA tournament for the first time since 1947 and finished with an 18-11 record.

Though he has never headed a Division I program, Van Gundy is certainly not lacking for experience. He has coached 200 games at the NAIA and Division II levels, boasting a 122-78 (.610) record. Before coming to Madison, Van Gundy was head coach for four seasons at Massachusetts-Lowell, where he compiled a 54-60 record. He led his squad to a 16-13 record and a berth in the New England Collegiate Conference semifinals in his inaugural season in 1989. The Chiefs posted a 14-15 mark his last season and again advanced to the semifinals of the NECC playoffs.

Prior to his stint at Lowell, Van Gundy served as an assistant under veteran coach Nick Macarchuk at Canisius

College (1987) and Fordham University (1988).

From 1984-86, Van Gundy was head coach at Castleton State College (Vt.), where he posted a 68-18 mark. As a 24-year-old rookie head coach in 1984, he directed Castleton State to a 26-2 record and a runner-up finish in the NAIA District 5 playoffs. For his accomplishments, he was named NAIA District 5 Coach of the Year and Vermont's College Coach of the Year. The team posted a 23-7 record in 1985 and captured the District 5 championship. In his third and final season, Van Gundy led the Spartans to a 19-9 mark and the district semifinals. The school's records under Van Gundy were the three best in school history.

Van Gundy, who began his coaching career as an assistant at the University of Vermont (1982-83), grew up in Martinez, Calif., where he was a star guard at Alhambra High School. A three-time all-conference selection, he earned all-Northern California honors as a senior and graduated as the all-time leading scorer in Alhambra history (1,233 points).

Stan played college basketball for his father, Bill, at SUNY-Brockport from 1978-81 and was named Scholar-Athlete of the Year for the entire SUNY system as a senior. Majoring in English and physical education, he graduated summa cum laude in 1981.

Stan's father, a 36-year coaching veteran, is now head coach at Genesee Community College in Batavia, N.Y. Stan's younger brother Jeff is an assistant coach with the New York Knicks.

Van Gundy and his wife, Kim, have a daughter, Shannon (2), and are expecting a son in December. They live in Madison.

## VAN GUNDY'S HEAD COACHING RECORD

Season	School	W	L	Pct.	Post-Season
1983-84	Castleton State College	26	2	.929	NAIA Dist 5 runner-up
1984-85	Castleton State College	23	7	.767	NAIA Dist. 5 champion
1985-86	Castleton State College	19	9	.704	NAIA Dist. 5 semifinals
1988-89	Massachusetts-Lowell	16	13	.552	NECC semifinals
1989-90	Massachusetts-Lowell	13	15	.464	—
1990-91	Massachusetts-Lowell	11	17	.393	—
1991-92	Massachusetts-Lowell	14	15	.483	NECC semifinals
<b>Career Totals</b>		<b>122</b>	<b>78</b>	<b>.610</b>	

---

# THE WORD ON VAN GUNDY

*"I think he's going to be absolutely outstanding. He has all the qualities that any head coach should possess. He's very much a teacher and he's extremely organized. His enthusiasm is infectious. He's as bright mentally as the day is long. He just has a strong desire to succeed."*

**Stu Jackson**

**Vice President and General Manager  
Vancouver NBA franchise**

*"People in Madison might not realize what they have, but this is a special guy taking over a special program. He was a big part of what Stu accomplished, which is really turning Wisconsin into one of the up-and-coming teams in all of college basketball."*

**Dick Vitale**

**ESPN/ABC Sports**

*"Stan is probably the smartest basketball mind I've ever been around. He's got tremendous imagination and is so observant. He could pick things out and straighten things out quickly in a game. You could tell he's a student of the game and that he just loves basketball. All of those things make him a very good choice for the job."*

*"He's a very bright guy. His GPA in college was either a 3.8 or 3.9 ... I don't think a lot of people know just how bright Stan is about things that have nothing to do with basketball."*

**Nick Macarchuk**

**Head Coach**

**Fordham University**

*"Van Gundy is an astute, quick-on-his-feet basketball technician who Jackson relied on heavily during the course of the game. Van Gundy excels as a recruiter because of a thorough work ethic. And he has surprised more than a few academicians in past jobs with his ability to mingle with alumni and raise money, not just for his program but for the entire school. His charm is his loyalty and honesty and down-to-earth, folksy, up-beat approach to basketball and life."*

**Rob Schultz**

**The Capital Times**

*"He got the most that anybody could have out of the talent he had available. The players responded to him well, they were well-prepared every game, they respected the hell out of him. I had a lot of confidence in him both on and off the floor."*

**Wayne Edwards**

**Athletic Director**

**University of Massachusetts-Lowell**

*"The more time you spend with Stan, the more you understand what type of person he is, the commitment he has, the work ethic, and the comfort you have that he is the right person to carry this program forward."*

**Pat Richter**

**Director of Athletics**

**University of Wisconsin**

*"Trying to find Stan at home is sometimes like trying to find a needle in a haystack. I don't know if he's the hardest working basketball coach in the country, but I know nobody will outwork him, out-prepare him and outsell him in recruiting. And that's where his success comes from."*

**Jeff Van Gundy**

**Assistant Coach**

**New York Knicks**

*"The Van Gundy style on the sidelines has a pinch of Rollie Massimino, a dash of Jud Heathcote and a touch of Tony Barone all rolled into it. His back shirttail will pop out first followed by the front shirttail. Then the tie will be loosened along with the top button of his shirt. Next, the sports coat will be flung across a chair... By the end of the game Van Gundy will look as if he's just run the Boston Marathon."*

**Rob Schultz**

**The Capital Times**

*"I know it's an overused expression, but he really is a student of the game. I've never seen anybody work harder at getting better at his job. He understands and knows the game, because he works at it. It seems like every free minute he's looking at films, going to clinics, talking with other coaches. He really does have a brilliant basketball mind."*

**Tom Marryott**

**Athletic Director/Basketball Coach**

**Naval Academy Prep School**

*"He was the driving force behind a lot of our current program. The excitement and the work that was put into it, Stan had a lot to do with it. We're confident he's the best coach to carry out the tradition that has been established, and the continuity and stability he lends to the program is invaluable."*

**Cheryl Marra**

**Associate Athletic Director**

**University of Wisconsin**

*"(His hiring) keeps the continuity going. The players are all excited. We understand and respect how hard coach Van Gundy works and when you see your coach working that hard, it's easy to do that yourself."*

**Chris Conger**

**Badger senior guard**

*"Friends and associates don't paint the picture of a basketball coach who knows little else about the world around him. He's as quick to intelligently discuss the horrible situation in Rwanda as he is the role of the trailer on a fast break. He'll talk your ear off on the sociological ramifications of the changing family structure in the United States, though he is still able to associate it with how it is changing the game of basketball at the Division I level."*

**Vic Feuerherd**

**Wisconsin State Journal**

*"Stan and (brother) Jeff were each diagramming plays by the age of 6 with their crayons, said their mother, Cindy. When her husband had surgery and couldn't scout an upcoming opponent, Stan and Jeff went out and did it for him. They were 11 and 9 at the time."*

**Rob Schultz**

**The Capital Times**

*"I've been coaching for 10 years and I've never met anybody who has shown more knowledge and is as dedicated and hard-working. He is so into detail that no stone is left unturned. I think Stu Jackson is a great basketball coach and I think Stan Van Gundy made him an even greater one."*

**Tim Buckley**

**Assistant Coach, Ball State University/  
Former Wisconsin assistant coach**

# Q & A WITH STAN VAN GUNDY

**Q:** What do you see as your biggest strength as a head coach?

**A:** My biggest strength as a head coach is that I'll continue to work like an assistant coach. I want to get involved in every aspect of the program. I understand the need for leadership, but I also understand the need to continue a certain work ethic. I want all the people in our program to look at me and know that I'm working every bit as hard as they are. I think the other strength I have is enthusiasm, and I think that will carry forward and be contagious. I'm absolutely excited to get started.

**Q:** How do you react to concerns about your lack of Division I head coaching experience?

**A:** It didn't seem to hamper Steve Fisher at Michigan. He's been to a couple of Final Fours. I think that issue is a little overplayed. I'm convinced that my background is a great way to learn the ropes of this business. Being at those lower levels, you learn a lot of things you can't learn at this level or anywhere else. When you're at a Division II or III school, you don't have the tremendous support people we have around here. There are a lot of people who get into the business at this level who rely on these support people, but they don't really know what those people are doing. I've sat in a room and monitored study table as a coach because there was no one else to do it. I've done everything you could possibly do in terms of running a basketball program, from managing budgets to doing the recruiting, to handling academics, to running the preseason conditioning program.

I've got seven years of head coach-

ing experience behind me. I'm not going to be walking out on the court for the first game this season saying 'Oh, my God' and wondering what the heck to do when the ball goes up. I've coached 200 college games. They haven't been at this level, but basketball is played the same at all levels. The decisions you make in a game are the same. You've got



JEFF MILLER

to go somewhere to learn how to do that, and I'm very satisfied with my background and very confident in my abilities.

**Q:** What were some of the things you learned during your two seasons working with Stu Jackson, and do you expect much of a transition period?

**A:** What Stu really gave me was an appreciation for running a program at this level. I've been involved in every aspect of this program. I have tremen-

dous appreciation for what Stu has done for me, in terms of bringing me here to begin with, and also for the way he treated me and the responsibility he gave me. I can honestly say there have been very few decisions made in this program in the last two years that I have not been a part of, so I think the transition will be an easy one.

**Q:** What are your top priorities for the program?

**A:** Recruiting is an absolute priority. In this business, you recruit well or you don't get the job done. You've seen that in our football program. Barry Alvarez was the same coach the first year he got here as he was last year when we won the Rose Bowl. He was simply dealing with better personnel. There's no secret to the successful programs out there; they're the ones where the head coaches are out there really working hard. So recruiting is a priority and it's going to get my daily attention.

**Q:** What are your long-term goals for this program?

**A:** I'd like to be a perennial contender for the Big Ten title. I'd like to be a team that year

in and year out is a first-division team in this league, and in our better years we'll contend for the Big Ten championship. Certainly we want to be a team that's in the NCAA Tournament on a very regular basis. To do that, we obviously have to do well on the floor, and we also have to continue to recruit well.

**Q:** How would you assess the strengths of this year's team?

**A:** I think our strengths are, No. 1, experience in our starting lineup. We

# Q & A WITH STAN VAN GUNDY

have four starters returning. No. 2, we've got perhaps the best player in the Big Ten Conference in Michael Finley and probably the best big guy in the conference in Rashard Griffith, so we've got two of the better players in the league. No. 3, we should be very strong defensively based on what we've got back from last year. And No. 4, we shoot the ball very well.

**Q: What are your biggest concerns?**

**A:** I think our depth is a real question because we're going to rely on mostly all new people coming off the bench. Rebounding is still a concern because we basically have the same frontline and less size off the bench. We improved a little last year but still didn't rebound real well. We're a little inexperienced at the point guard spot with the loss of Tracy Webster.

**Q: How do you see the five newcomers fitting into the rotation?**

**A:** Our expectations are that all five of them can help us and can fit into the rotation. Sean Mason is talented enough to challenge Darnell Hoskins for the starting point guard spot, so he's in a position to really push for considerable playing time. For Sean Daugherty, it'll depend on how well he can defend and rebound, because I know he can help us offensively. With Booker Coleman, it'll depend on how well he can rebound and what he can do offensively, because I know he can defend. With Osita Nwachukwu, I have a pretty good idea that he can defend and rebound, so it's a matter of how well he can do offensively and how he can handle the ball. Mosezell Peterson

will be right there battling for playing time at the wing spot. He came back in great shape and is very talented offensively.

In most cases, how well a newcomer can defend, rebound and handle the physical play in the Big Ten will determine how quickly they will play and help you.



last two years, so we're going to go forward with it. We're going to run the ball as much as we can, we're going to give our players freedom offensively as we have been, and we're going to strive to be the best man-to-man defensive team in the Big Ten.

**Q: How do you see the Big Ten race shaping up this season?**

**A:** In my mind, I've got to look at Indiana and Michigan up top again. But even with those teams you can point at some weaknesses more so than in the past. On a strict talent level, those two are very, very strong and they have enough returning people who really know what's going on and who have played a lot. From there, you've got Purdue, Minnesota, Illinois, Michigan State and us, and we should all be pretty good. Those are the seven teams that went to the NCAA Tournament last year, and in my mind none of those teams have been weakened substantially. Purdue obviously had the most notable loss in Glenn Robinson, and the rest of us also had some losses, but we've all got good people coming back and some strong talent coming in.

**Q: Will the style of play be any different than last year's?**


**A:** On the surface, the style of play, the pace of the game and the running are all going to stay the same. We may run some different halfcourt plays and different out-of-bounds plays here and there and do some different things defensively, but the system is going to stay the same. I believe in it and was a big part of developing it and putting it in place the

I don't think there's anyone in our league that's not capable of winning games. I think the most overlooked fact in the Big Ten last year is that the two last-place teams each won five conference games. If you look at most other leagues, their bottom teams are winning none, or maybe one or two games. It's just an automatic win for whoever plays them, and that's not the case in the Big Ten. Our bottom teams are going to win five or six games, so it's a difficult league across the board.

JEFF MILLER

---

# ASSISTANT COACHES



**DAVE BOLLWINKEL**

---


Entering his first season at Wisconsin is veteran coach Dave Bollwinkel, who brings a wealth of knowledge and experience to the Badger staff. He comes to Madison from the University of Dayton, where he served as an assistant coach under Jim O'Brien the last two seasons.

Recognized as a top-notch recruiter and organizer, Bollwinkel served as head coach at Cal Poly Pomona for five years prior to his stint at Dayton. He posted a 60-78 record at the Division II school, with winning seasons his last two years. He was honored as the California Collegiate Athletic Association Coach of the Year in 1991 after leading Cal Poly Pomona to the conference championship game.

Before being named head coach at Cal Poly Pomona, Bollwinkel held assistant coach positions at California (1976-77), Cal Poly Pomona (1977-78), Oregon (1978-80), Colorado State (1980-82) and San Jose State (1982-87). Prior to entering the college coaching ranks, he spent four years as a high school coach in the Oakland, Calif., area, winning two conference championships.

A native of Lafayette, Calif., Bollwinkel attended Princeton University (1968-69) and California, where he graduated with a degree in political science in 1972. He was a defensive back on the football team at both schools. He also earned a master's degree in athletic administration from St. Mary's College (CA) in 1984.

Bollwinkel, 44, is single and resides in Madison. He is the father of two children: Stephanie (19) and Aaron (11).



**SHAWN HOOD**

---

Shawn Hood, 29, joined the Badger staff in August following a six-year stint as an assistant at Cleveland State.


Hood, who served as CSU's senior assistant last season, worked with the Vikings' guards during his tenure as an assistant coach and also had responsibilities for recruiting, scouting and summer camps. He was responsible for the recruitment of Nike all-Americans Craig Caldwell and Reggie Welch and national top 50 player Jamal Jackson.

Hood was a four-year letterwinner at Cleveland State (1983-87), serving as the Vikings' captain his last two seasons. As a junior in 1985-86, he was a backup point guard on the CSU squad that finished 29-4 and earned the school's first NCAA Tournament bid. The Vikings posted an 83-79 victory over heavily favored Indiana in the first round, then downed St. Joseph's 75-69 to advance to the "Sweet 16," where they lost 71-70 to David Robinson's Navy squad. Hood started on the 1987 CSU team that went 25-8 and advanced to the second round of the NIT.

Hood, who graduated with a degree in social services in 1988, stands fourth in career steals at CSU with 227, sixth in career assists with 395 and eighth in games played with 114. He scored 529 points during his career.

As a prep at Don Bosco High in Boston, Hood led his team to a pair of state titles and became the first junior in school history to score 1,000 points.

Shawn and his wife, Kim, live in Madison. He is the father of a daughter, Brittany.



**BRIAN HECKER**

---


Brian Hecker, 26, is in his third year at Wisconsin and his first season as an assistant coach. In addition to his coaching duties, he directs the Badgers' summer camps and coaching clinics, assists with scouting and coordinates underclass recruiting. He is also in charge of the team's video operations.

Hecker served as the Badgers' administrative assistant his first two years at Wisconsin. He was responsible for coordinating all off-the-court activities for Stu Jackson and the UW basketball program. He coordinated official recruiting visits, team travel, the basketball budget, video operation and co-directed Wisconsin's summer camps and coaching clinics.

Prior to his appointment at Wisconsin, he was a high school basketball coach at Nicolet High School in Milwaukee.

A native of Milwaukee, Hecker earned a bachelor's degree in sports marketing/management from Indiana University in 1990. Hecker is single and lives in Madison.

# SUPPORT STAFF




**ROBERT HACKETT**  
Strength & Conditioning

Robert Hackett, a former all-America sprinter at Wisconsin, is in his third year as a strength and conditioning coach at the UW. He directs the men's basketball strength and conditioning program.

Prior to joining the strength and conditioning staff, Hackett worked for three years as a sprint coach for the Badger men's track program.

Hackett, who earned seven Big Ten sprint titles as a Badger, earned all-Big Ten honors in 1986 and 1987 and was voted the league's Athlete of the Championship in 1986. He earned all-America honors as a member of the Badgers' distance medley relay team that captured the NCAA title in 1985 and holds school indoor records in the 55-, 200- and 300-meter sprints and outdoor records in the 100 and 200. He has competed internationally for the past seven years.

Hackett, 30, earned a bachelor's degree in consumer science from Wisconsin in 1988. He and his wife, Renee, live in Madison.




**JAMES STAFFORD**  
Administrative Assistant

James Stafford joined the Wisconsin staff in August. As the Badgers' administrative assistant, he coordinates all off-the-court activities for Stan Van Gundy and the UW basketball program. He is responsible for team travel arrangements and the Badgers' budget and assists with all official recruiting visits. He also assists with Wisconsin's summer camps and coaching clinics.

Stafford had been associate boys' basketball coach at Lake Orion High School in suburban Detroit since 1993. In addition, he worked with Team Detroit (AAU) since 1992, serving as an assistant for the 19-and-under and 17-and-under squads and head coach of the 16-and-under team. He was head boys' coach and assistant girls' coach at Detroit Renaissance High School during the 1992-93 season.

Stafford played collegiately at Siena Heights College in Adrian, Mich., where he earned NAIA all-district honors his last three seasons. He earned bachelor's degrees in human services (1991) and psychology (1992).

Stafford, 26, is engaged to Tracy Thomas and lives in Madison.



**ANDY WINTERSTEIN**  
Basketball Trainer

The health and well-being of the Wisconsin basketball team is entrusted to athletic trainer Andy Winterstein, who is in his ninth year with the UW sports medicine staff.

Winterstein, 32, teaches courses in introduction to athletic injuries and athletic injury rehabilitation at the UW, coordinates the inventory and supply ordering process for the sports medicine staff, and supervises the academic progress of the graduate assistant athletic trainers. He also provides care for the UW volleyball program.


A certified member of the National Athletic Trainers Association (NATA), the American College of Sports Medicine and the Wisconsin Athletic Trainers Association, Andy spent four seasons in the Houston Astros organization as a minor league trainer. He was the trainer for the 1991 Big Ten basketball all-star team that played in Scandinavia.

The Phoenix native earned a bachelor's degree in secondary education/biological sciences from Arizona in 1984 and a master's in physical education with an emphasis in applied physiology and athletic training from Oregon in 1986. Winterstein was awarded a grant from the NATA Research and Education Foundation to study organizational issues among head athletic trainers in the intercollegiate setting. He will finish a doctorate in educational administration at Wisconsin this year.


Andy and his wife, Barb, who is the secretary in the Badger basketball office, live in Madison.




# SUPPORT STAFF




**Andy Berns**  
Academic Coordinator




**Scot Ecker**  
Senior Manager




**Scott Fox**  
Senior Manager




**Scott Hettenbach**  
Nutritionist




**Sally Huegel**  
Basketball Secretary




**Scott Jenkins**  
Facilities Director




**Tim Lopez**  
Equipment Manager




**Matt Michels**  
Video Coordinator




**Roger Schuster**  
Field House Manager



**Tim Van Alstine**  
Ticket Manager



**Jeff Viergutz**  
Senior Manager




**Barb Winterstein**  
Basketball Secretary




## 1994-95 Student Managers

From left: Adam Jackson, Amy Zastoupil, Tim Lopez, Scot Ecker, Courtney Quaye, Paul Sabel, Matt Saunders, Dave Petroff, Dan Brenner, Tom Jones, Tom Barth, Scott Fox, Jeff Viergutz. Not pictured: Andrew Zavelson

# PLAYERS



# 12 CHRIS CONGER \*\*



SENIOR  
6-3 185  
GUARD  
GREEN BAY, WI  
(SOUTHWEST)

**General** — Walk-on ... joined team in November of 1992 following open tryout ... nine of his 10 career field goals have been three-pointers ... has attempted just four two-point field goals as a Badger.

**1993-94** — Academic all-Big Ten ... saw action in 10 games ... averaged 1.1 points per game ... season-high five points and season-high eight minutes at Minnesota ... three points against both Grambling and Michigan State.

**1992-93** — Academic all-Big Ten ... appeared in 13 games ... averaged 1.4 points per game ... scored season-high six points against Alcorn State ... hit key three-point field goal in win over UW-Green Bay ... played season-high 22 minutes against Fairfield.

**High School** — Averaged eight points per games as a senior ... earned two letters each in basketball and tennis.

**Personal** — Born April 8, 1972 in Menomonee Falls, Wis. ... parents are Michael and Jean Conger ... an engineering mechanics major.

## CAREER HIGHS

**Points:** 6 vs. Alcorn State 12-29-92

**Rebounds:** 2, three times

**Assists:** 2, twice


**Blocks:** 0

**Steals:** 1, three times

**Minutes:** 22 vs. Fairfield 12-31-92

## 1993-94

Opponent	FG-A	3P-A	FT-A	RB	AT	TO	BS	ST	PTS
UW-Milwaukee	0-0	0-0	0-0	0	0	0	0	0	0
at Loyola Mary.	0-0	0-0	0-0	0	0	0	0	0	0
Eastern Mich.	0-1	0-1	0-0	0	0	0	0	1	0
Miss. Valley St.	0-0	0-0	0-0	1	1	0	0	0	0
Grambling	1-3	1-3	0-0	0	0	0	0	0	3
at Penn State	0-0	0-0	0-0	0	0	0	0	0	0
at Minnesota	2-3	1-2	0-0	1	0	1	0	0	5
Michigan St.	1-1	1-1	0-0	0	0	0	0	0	3
Minnesota	0-0	0-0	0-0	0	0	0	0	0	0
Iowa	0-1	0-1	0-0	0	0	0	0	0	0
<b>Totals</b>	<b>4-9</b>	<b>3-8</b>	<b>0-0</b>	<b>2</b>	<b>2</b>	<b>3</b>	<b>0</b>	<b>1</b>	<b>11</b>



# CHRIS CONGER


### Conger's Career Statistics

Year	G-GS	MIN	FG	FGA	PCT	3P	3PA	PCT	FT	FTA	PCT	REB	AVG	PF-D	AT	TO	BK	ST	PTS	AVG
92-93	13-0	94-7	6	20	.300	6	17	.353	0	0	—	7	0.5	11-0	7	11	0	2	18	1.4
93-94	10-0	28-3	4	9	.444	3	8	.375	0	0	—	2	0.2	2-0	2	3	0	1	11	1.1
Totals	23-0	122-5	10	29	.345	9	25	.360	0	0	—	9	0.4	13-0	9	14	0	3	29	1.3

### Conger's Big Ten Statistics

Year	G-GS	MIN	FG	FGA	PCT	3P	3PA	PCT	FT	FTA	PCT	REB	AVG	PF-D	AT	TO	BK	ST	PTS	AVG
92-93	7-0	36-5	1	7	.143	1	5	.200	0	0	—	2	0.3	6-0	5	5	0	0	3	0.4
93-94	5-0	13-3	3	5	.600	2	4	.500	0	0	—	1	0.2	2-0	0	1	0	0	8	1.6
Totals	12-0	49-8	4	12	.333	3	9	.333	0	0	—	3	0.3	8-0	5	6	0	0	11	0.9


# 24 MICHAEL FINLEY \*\*\*



SENIOR
6-7 215
FORWARD
MAYWOOD, IL
(PROVISO EAST)

**General** — Preseason first-team all-America selection by *Playboy*, *Street & Smith's*, *College Sports* and *Dick Vitale's College Basketball Yearbook* ... preseason candidate for the John Wooden All-America team and Player-of-the-Year Award ... one of top 10 male candidates for the 1994-95 Naismith Award ... member of 1994 USA Goodwill Games team that won bronze medal in St. Petersburg, Russia, in July ... led squad with 14.8 scoring average and .609 field goal percentage on the five-game tour ... scored game-high 24 points and grabbed eight rebounds in bronze medal game against Russia ... other members of the team included Scotty Thurman and Corey Beck of Arkansas, Andrew DeClercq of Florida, Alan Henderson of Indiana, Cherokee Parks of Duke, Shawn Respert of Michigan State, Lou Roe of Massachusetts and Damon Stoudamire of Arizona ... ranks fourth in career scoring at Wisconsin with 1,593 points ... needs 262 points to pass Danny Jones (1,854) as Badgers' all-time leading scorer ... on pace to become the first 2,000-point scorer in school history ... No. 2 returning scorer in Big Ten this season (20.4), behind Michigan State's Shawn Respert (24.3) ... just the second player in UW history to average more than 20 points per game twice in a career (Clarence Sherrrod did it in 1970 and '71) ... career scoring average of 18.1 ... has scored in double figures in 54 of his last 58 games ... has 37 games with 20 points or more in his career, including eight of 30 or more.

**1993-94** — Team co-captain and MVP ... second-team all-Big Ten by coaches and media ... second-team all-America by *Basketball Times* ... honorable mention all-America by Associated Press and U.S. Basketball Writers Association ... one of 16 finalists for the John Wooden All-America team ... one of 50 nominees for the 1993 Sullivan Award, presented to the nation's top amateur athlete ... *Playboy* preseason all-American ... averaged 20.4 points and 6.7 rebounds per game ... led team in scoring, minutes (36.1), field goals (208), field goal attempts (446), three-point field goals (66), three-point field goal attempts (182), free throws (110) and free throw attempts (140) ... ranked in three statistical categories in Big Ten play — 4th in scoring (20.1), 5th in three-pointers per game (2.3) and 10th in steals (1.6)



... paced the Badgers in scoring 22 times ... scored double figures in all but two games ... averaged 29.0 points in NCAA Tournament action ... career-high 36 points in season-ending loss to Missouri in West Regional second round ... was 9 of 19 from the field, 5 of 10 from three-point range and 13 of 14 from the free throw line against the Tigers ... Wisconsin's Chevrolet Player of the Game against Mizzou ... 22 points in first-round win over Cincinnati, hitting 7 of 13 field goals, 4 of 8 three-pointers and 4 of 5 free throws ... 32 points and 11 rebounds in home win over Michigan State, including 25 points in the first half ... 12 of 19 from the field, 5 of 8 from three-point range and 3 of 4 from the free throw line vs. the Spartans ... game-high 30 points at Michigan, including school-record seven three-pointers ... hit 10 of 17 from the field and 7 of 12 from three-point range against Wolverines ... became third player in school history to have back-to-back 30-point games ... Big Ten Player of the Week after averaging 22 points and 10 rebounds in wins over Penn State and Ohio State in January, the third Player-of-the-Week Award of his career ... held to a season-low two points (1-15 FGs) at Northwestern ... earned team's "Mr. Deflection" award.

**Summer of 1993** — Member of inaugural Team USA squad that played in Europe and World University Games team that competed in Buffalo, N.Y. ... started three of five games and averaged 5.2 points on European tour ... started all seven games and was third-leading scorer (11.4) on World University Games gold medal team ... scored team-high 16 points in title game against Canada ... named USA Basketball's Male Athlete of the Year for his accomplishments on the two summer teams.

**1992-93** — Team MVP ... first-team all-Big Ten by league coaches and media ... became first Badger sophomore to earn first-team all-league honors since John Kotz in 1941 ... Associated Press honorable mention all-America ... second-team all-Midwest by *Basketball Weekly* ... led Badgers in scoring (22.1), minutes (35.0), field goals (223), field goal attempts (478), three-point field goals (63), three-point attempts (173), rebounding (5.8) ... was second in steals (1.8) and assists (3.1) ... set season scoring record with 620 points, breaking the mark held by Danny Jones (611 in 1989) ... set school record for three-point field goal attempts in a season (173) ... became 22nd player in school history to score more than 1,000 career points (1,001) and first Badger to top that figure after just two seasons ... his scoring average (22.1) ranked fourth in school history, behind Clarence Sherrod (23.8 in 1971 and 22.4 in 1970) and Joe Franklin (22.7 in 1968) ... ranked second in Big Ten scoring (23.2), first in three-pointers per game (2.44), fifth in steals (1.83) and 10th in free throw percentage (.780) ... scored double figures in 27 of 28 games, including 17 games of 20 or more and four games of 30 or more ... scored season-high 34 against Ohio State, 33 against Purdue, 32 against UW-Green Bay and 30 at Illinois ... lone single-digit game was at Purdue (6) ... set school, Field House and Big Ten records with 10 steals in double-overtime loss to Purdue ... did not commit a turnover in 49 minutes against the Boilermakers ... was hampered by strep throat and viral infection in Penn State and Northwestern games in March ... first Badger to be named Big Ten Player of the Week twice in a season ... earned the awards after averaging 24.5 points and 8.0 rebounds in wins over Michigan State and Illinois in February and 31 points in wins over Ohio State and Michigan State in January ... received team's "Mr. Deflection" award.

**1991-92** — Honorable mention all-Big Ten ... earned team's first-year achievement and rebounding awards ... appeared in all 31 games, including 28 as a starter ... second on squad with 12.3 scoring average and led team with 4.9 rebounding average ... scored in double figures 22 times, including season-high 30 points in win over Michigan ... also had career-high 13 rebounds against the Wolverines.

## THE WORD ON FINLEY

"Finley, who is almost certainly the top returning senior in the nation and the heart of Wisconsin's vastly improved basketball program, had done much of his toiling as a strictly Midwestern phenomenon, unseen and certainly underappreciated on the far ends of the nation. But for those who have seen him, making the *Street & Smith* All-America first team seems very right ... His game has few overt flaws. He can play three positions with facility and he is a better than average passer and defender ... He is that rarest of college commodities: a money player. When games are decided, Finley not only wants to be the key figure, but knows how to be the key figure. The second half of the equation is far harder than the first."

— Ray Ratto, *San Francisco Examiner/Street & Smith's*

"(Finley is) a marvelous amalgam of every physical attribute Dr. Naismith had in mind when he tacked up the peach basket."

— Keith Langlois, *Basketball Times*

"When you talk about stars, I think the most underrated player in America is Wisconsin's Michael Finley."

— Dick Vitale, *Basketball Times*

## FINLEY'S TOP-5 CAREER RANKINGS

### Points

1. Danny Jones ..... 1,854
2. Claude Gregory ..... 1,745
3. Rick Olson ..... 1,736
4. **Michael Finley** ..... 1,593
5. Trent Jackson ..... 1,545

### Scoring Average

1. Clarence Sherrod ..... 19.6
2. **Michael Finley** ..... 18.1
2. Wes Matthews ..... 18.1
4. Cory Blackwell ..... 16.9
4. Joe Franklin ..... 16.9

### Field Goals

1. Rick Olson ..... 729
2. Danny Jones ..... 723
3. Claude Gregory ..... 656
4. Cory Blackwell ..... 563
5. **Michael Finley** ..... 561

### 3-Point Field Goals

1. Tim Locum ..... 227
2. Trent Jackson ..... 193
3. Tracy Webster ..... 167
4. **Michael Finley** ..... 155
5. Andy Kilbride ..... 108

### 3-Point Attempts

1. Tim Locum ..... 481
2. Trent Jackson ..... 430
3. **Michael Finley** ..... 427
4. Tracy Webster ..... 406
5. Andy Kilbride ..... 254

### Free Throws

1. Claude Gregory ..... 433
2. Danny Jones ..... 408
2. Clarence Sherrod ..... 408
4. **Michael Finley** ..... 316
4. Dick Cable ..... 316

### Assists

1. Tracy Webster ..... 501
2. Mike Heineman ..... 388
3. Tom Molaski ..... 335
4. Arnold Gaines ..... 290
5. **Michael Finley** ..... 263

### Steals

1. Tracy Webster ..... 183
2. Trent Jackson ..... 151
3. Claude Gregory ..... 131
4. **Michael Finley** ..... 116
5. Wes Matthews ..... 113

# MICHAEL FINLEY (CONTINUED)

**High School** — All-state, all-Chicago area and all-conference as a senior at Proviso East ... helped lead Pirates to 32-1 record and Illinois Class AA state championship ... teammate of Donny Boyce (Colorado) and Sherell Ford (Illinois-Chicago) ... earned high honorable mention all-America honors from *Street & Smith's* and *USA Today* ... team was voted Best in the Nation by *Bob Gibbons All-Star Sports Report* and finished sixth in the *USA Today* rankings ... averaged 14.3 points and seven rebounds per game as a senior ... academic all-conference selection ... National Honor Society member ... set school records for assists in a game (14) and season (177).

**Personal** — Born March 6, 1973 in Melrose Park, Ill. ... mother's name is Bertha Finley ... worked as a clerk at the Chicago Board of Trade during the summer of 1992 ... an agricultural economics major.

## CAREER HIGHS

**Points:** 36 vs. Missouri 3-19-94

**Rebounds:** 13 vs. Michigan 2-26-92

**Assists:** 8 at Purdue 2-29-92

**Blocks:** 3 vs. Marquette 1-2-94

**Steals:** 10 vs. Purdue 2-13-93

**Minutes:** 49 vs. Purdue 2-13-93 (2OT)

## 1992-93

Opponent	FG-A	3P-A	FT-A	RB	AT	TO	BS	ST	PTS
at Loyola (IL)*	5-10	3-5	1-3	4	0	5	0	3	14
UW-Green Bay*	13-20	3-6	3-6	8	4	4	2	1	32
Bethune-Cook.*	6-13	1-3	2-2	5	1	2	1	0	15
UW-Milwaukee*	3-10	0-5	4-4	5	7	2	0	1	10
Charleston So.*	7-16	2-4	2-2	7	2	4	0	2	18
Detroit*	13-20	1-6	2-4	7	5	2	0	3	29
Alcorn State*	7-13	2-4	2-2	6	4	4	0	2	18
Fairfield*	10-14	2-3	2-2	9	2	4	1	2	24
at Marquette*	6-11	3-6	5-6	4	5	1	0	2	20
Michigan*	7-16	2-8	1-1	8	6	5	1	2	17
at Purdue*	2-13	0-1	2-2	6	4	5	0	4	6
Minnesota*	7-11	2-4	5-5	3	1	5	0	0	21
Ohio State*	12-23	2-5	8-11	11	1	3	1	2	34
at Michigan St.*	11-28	3-10	3-4	4	4	2	2	2	28
at Illinois*	10-16	3-6	7-10	7	2	4	0	1	30
at Penn State*	8-17	2-3	9-12	11	3	2	0	3	27
Northwestern*	8-16	3-8	0-0	7	3	1	2	2	19
at Michigan*	10-18	3-9	2-6	4	2	2	0	0	25
Purdue*	11-22	3-7	8-12	3	3	0	1	10	33
at Minnesota*	9-23	5-13	4-4	4	4	1	2	2	27
at Ohio State*	4-12	1-6	7-7	3	3	3	0	1	16
Michigan State*	8-16	1-6	8-10	9	2	2	1	1	25
Illinois*	9-24	3-8	3-6	7	3	2	1	1	24
Penn State*	5-16	1-5	0-0	3	2	0	1	0	11
at Northwestern*	8-22	5-11	5-6	4	2	1	1	0	26
at Iowa*	6-21	4-10	9-9	4	2	2	2	2	25
Indiana*	9-21	1-6	4-4	4	3	2	0	0	23
Rice* #	9-16	2-5	3-4	4	6	3	0	0	23
<b>Totals</b>	<b>223-478</b>	<b>63-173</b>	<b>111-144</b>	<b>161</b>	<b>86</b>	<b>76</b>	<b>18</b>	<b>49</b>	<b>620</b>

\* - game started

# - NIT first-round, Madison, WI

## 1993-94

Opponent	FG-A	3P-A	FT-A	RB	AT	TO	BS	ST	PTS
UW-Milwaukee*	8-13	3-5	2-2	7	3	1	1	0	21
at Loyola Mary.*	10-25	4-9	0-0	7	6	2	2	2	24
UW-Green Bay*	2-13	0-7	4-5	7	5	2	0	0	8
at Texas Tech*	10-19	4-7	3-4	4	2	4	0	1	27
Eastern Mich.*	8-11	0-2	2-3	10	2	3	1	0	18
Miss. Valley St.*	7-12	1-4	6-11	5	3	2	1	1	21
Stanford*	6-14	1-5	8-9	5	5	1	1	0	21
Grambling*	5-7	0-2	8-8	6	2	2	0	1	18
Marquette*	5-13	2-8	2-3	6	4	3	3	3	14
at Penn State*	8-15	2-4	5-8	10	6	4	0	5	23
Ohio State*	7-14	1-4	6-7	9	1	2	2	2	21
at Minnesota*	6-13	3-6	0-0	8	0	6	0	2	15
Purdue*	8-17	3-8	6-8	5	0	0	1	3	25
at Michigan St.*	5-17	3-8	4-4	9	2	2	1	0	17
Illinois*	7-16	1-5	2-3	7	7	4	1	2	17
at Michigan*	10-17	7-12	3-3	4	4	1	1	2	30
Michigan St.*	12-19	5-8	3-4	11	5	1	0	4	32
at Ohio State*	7-13	4-6	0-2	5	3	2	1	3	18
Penn State*	7-14	2-6	3-4	6	2	1	0	0	19
Minnesota*	10-19	1-7	4-5	4	4	5	0	0	25
Purdue*	8-20	3-8	0-1	6	4	2	1	1	19
Northwestern*	5-13	1-4	4-5	4	2	4	1	1	15
at Illinois*	10-18	1-3	6-6	4	1	4	0	0	27
Michigan*	5-11	2-6	8-11	6	1	4	0	0	20
at Northwestern*	1-15	0-8	0-0	8	3	5	0	1	2
Iowa*	12-21	2-4	1-1	12	4	3	1	2	27
at Indiana*	3-15	1-8	3-4	9	5	2	0	0	10
vs. Cincinnati* %	7-13	4-8	4-5	3	4	3	1	3	22
vs. Missouri* %	9-19	5-10	13-14	7	2	0	0	1	36
<b>Totals</b>	<b>208-446</b>	<b>66-182</b>	<b>110-140</b>	<b>194</b>	<b>92</b>	<b>75</b>	<b>21</b>	<b>40</b>	<b>592</b>

\* - game started


% - NCAA West Regional, Ogden, UT

## 1991-92

Opponent	FG-A	3P-A	FT-A	RB	AT	TO	BS	ST	PTS
Loyola (IL)*	5-8	0-0	5-6	0	3	2	1	0	15
SE Missouri*	2-9	0-0	2-6	9	1	3	3	2	6
at Portland*	4-10	1-2	6-7	3	4	3	1	0	15
So. Methodist*	5-9	1-3	2-4	7	4	7	1	2	13
C. Connecticut*	6-7	1-2	2-4	1	2	4	1	1	15
Coastal Carolina*	4-5	2-3	0-1	1	3	2	1	0	10
at Nebraska*	2-8	0-1	1-1	4	1	3	0	1	5
Sam Houston*	8-11	0-2	5-6	8	3	3	0	0	21
Howard*	1-8	0-3	6-7	4	2	4	0	1	8
vs. Washington St.*	1-4	0-1	0-0	0	1	1	0	0	2
vs. Navy	5-8	0-2	1-2	2	0	2	1	2	11
vs. Fresno State	3-10	0-1	3-3	5	2	2	0	0	9
Marquette*	4-8	1-1	2-2	3	1	3	1	0	11
Northwestern*	0-3	0-0	0-0	3	4	2	0	1	0
Indiana*	6-11	2-3	1-2	5	2	2	1	1	15
Minnesota*	3-6	1-2	5-8	6	3	2	2	1	12
at Illinois*	4-12	1-2	5-6	8	1	3	0	0	14
at Michigan*	6-16	2-5	7-8	8	2	5	0	2	21
at Iowa	6-11	0-3	2-3	9	4	6	2	2	14
Purdue*	2-6	0-0	10-10	2	3	4	0	0	14
at Ohio State*	2-9	0-2	4-4	3	3	2	0	1	8
Michigan State*	3-9	0-1	3-4	1	2	1	0	0	9
at Michigan State*	5-12	2-5	0-1	5	3	2	0	2	12
Ohio State*	6-10	2-2	0-1	5	3	5	1	1	14
Illinois*	8-13	1-3	2-3	7	2	1	0	1	19
Michigan*	9-15	2-4	10-10	13	4	4	1	0	30
at Purdue*	4-7	2-4	1-5	5	8	0	0	3	11
at Minnesota*	3-9	2-5	3-6	4	3	2	0	0	11
Iowa*	7-12	0-3	5-5	9	5	2	1	1	19
at Indiana*	4-12	2-3	1-2	6	2	3	3	2	11
at Northwestern*	2-9	1-4	1-1	6	4	2	3	0	6
<b>Totals</b>	<b>130-287</b>	<b>26-72</b>	<b>95-128</b>	<b>152</b>	<b>85</b>	<b>87</b>	<b>24</b>	<b>27</b>	<b>381</b>

\* - game started

# MICHAEL FINLEY



#### Finley's Career Statistics


Year	G-GS	MIN	FG	FGA	PCT	3P	3PA	PCT	FT	FTA	PCT	REB	AVG	PF-D	AT	TO	BK	ST	PTS	AVG
91-92	31-28	920-30	130	287	.453	26	72	.361	95	128	.742	152	4.9	73-3	85	87	24	27	381	12.3
92-93	28-28	979-35	223	478	.467	63	173	.364	111	144	.771	161	5.8	79-3	86	76	18	49	620	22.1
93-94	29-29	1046-36	208	446	.466	66	182	.363	110	140	.786	194	6.7	67-1	92	75	21	40	592	20.4
Totals	88-85	2945-33	561	1211	.463	155	427	.363	316	412	.767	507	5.8	219-7	263	238	63	116	1593	18.1

#### Finley's Big Ten Statistics

Year	G-GS	MIN	FG	FGA	PCT	3P	3PA	PCT	FT	FTA	PCT	REB	AVG	PF-D	AT	TO	BK	ST	PTS	AVG
91-92	18-17	600-33	80	182	.440	20	51	.392	60	79	.759	105	5.8	53-3	58	48	14	18	240	13.3
92-93	18-18	650-36	144	335	.430	44	126	.349	85	109	.780	102	5.7	51-2	50	45	14	33	417	23.3
93-94	18-18	672-37	131	287	.456	42	115	.365	58	76	.763	127	7.1	41-0	54	52	10	28	362	20.1
Totals	54-53	1922-36	355	804	.442	106	292	.363	203	264	.769	334	6.2	145-5	162	145	38	79	1019	18.9



# 54 RASHARD GRIFFITH \*



**SOPHOMORE**  
**6-11 270**  
**CENTER**  
**CHICAGO, IL**  
**(M.L. KING)**

**General** — Played on Stu Jackson's North squad at the U.S. Olympic Festival in St. Louis last summer ... averaged 12.3 points and 6.3 rebounds over four contests ... needs 55 blocked shots to break Brad Sellers' school career record of 120.

**1993-94** — Named to *Basketball America* Freshman All-America team ... averaged 13.9 points and 8.5 rebounds per game ... led team and Big Ten with 2.8 blocked shots per game ... first Wisconsin player to lead the league in blocks ... was two blocks shy of tying Brad Sellers' single-season school record of 68 ... had nine "double-doubles" ... only freshman in Big Ten ranked in four statistical categories (all games) — scoring (19th, 13.9), field goal percentage (6th, .541), rebounding (6th, 8.3) and blocked shots (1st, 2.8) ... scored in double figures in 19 of his 25 games ... missed two games with a sore knee and two games with back spasms in February ... 22 points (12-14 FTs) and 15 rebounds in NCAA Tournament win over Cincinnati ... Wisconsin's Chevrolet Player of the Game against the Bearcats ... six points and five rebounds in season-ending loss to Missouri ... seven points, 10 rebounds and three blocked shots in Big Ten finale at Indiana ... 16 points and three rebounds against Iowa ... team-high 13 points, nine rebounds and three blocked shots at Northwestern ... 11 points, 12 rebounds and four blocked shots in win over Michigan ... helped limit Juwan Howard to 15 points and six rebounds ... 14 points and four rebounds at Illinois ... 11 points, nine rebounds and five blocked shots in home win over Illinois ... 18 points and season-high 16 rebounds in home win over Purdue ... 16 points, 12 rebounds and three blocked shots in home win over Ohio State ... 19 points and 12 rebounds against Stanford ... 13 points, 12 rebounds and four blocked shots against Eastern Michigan ... 21 points, seven rebounds and six blocked shots at Texas Tech ... 27 points, 12 rebounds, six assists, two blocked shots and three steals in his Badger debut against UW-Milwaukee ... the 27 points were three shy of the freshman single-game record set by Michael Finley and thought to be the most ever by a player in his first game.

**High School** — Second-team all-USA selection by *USA Today* ... second-team *Parade* all-American ... McDonald's all-American ... ranked as the No. 2 center in the nation by most recruiting analysts ... named 1993 Mr. Basketball of Illinois ... *Chicago Sun-Times* Player of the Year ... first-team all-state

selection by *Chicago Sun-Times* and *Chicago Tribune* ... averaged 22 points, 14 rebounds and seven blocked shots as a senior and led King to second Class AA state title ... team posted 32-0 record and finished second in *USA Today* final poll ... co-MVP of Magic Johnson Roundball Classic in Detroit after registering 19 points and nine rebounds in West All-Stars' 131-95 win ... also participated in Nike/*Chicago Sun-Times* all-star game in Chicago ... averaged 22 points, 14 rebounds and 5.5 blocked shots as a junior, when Jaguars posted 28-2 mark ... *Street & Smith's* first-team all-American ... first-team all-state ... averaged 20 points and 10 rebounds as a sophomore, when Jaguars lost in Public League semifinals ... started as a freshman and helped lead King to a 32-0 record, the state championship and the mythical national title ... King was 117-4 (.967) during Griffith's four seasons.

**Personal** — Didn't play basketball until the seventh grade ... weighed 11 pounds, 11 ounces and was 27 inches at birth and grew to 6-5 in the sixth grade, 6-7 in the seventh grade and 6-10 in eighth grade ... heaviest player in Wisconsin history ... born October 8, 1974 in Chicago ... parents are Clinton and Elaine Griffith ... enrolled in College of Letters and Science.

## CAREER HIGHS

**Points:** 27 vs. UW-Milwaukee 11-27-93

**Rebounds:** 16 vs. Purdue 1-15-94

**Assists:** 6 vs. UW-Milwaukee 11-27-93

**Blocks:** 6 at Texas Tech 12-11-93

**Steals:** 3 vs. UW-Milwaukee 11-27-93

**Minutes:** 36 vs. Purdue 1-15-94

## 1993-94

Opponent	FG-A	3P-A	FT-A	RB	AT	TO	BS	ST	PTS
UW-Milwaukee*	11-17	0-0	5-11	12	6	4	2	3	27
at Loyola Mary.*	3-4	0-0	2-5	6	0	3	3	0	8
UW-Green Bay*	5-10	0-0	5-7	4	1	2	3	0	15
at Texas Tech*	9-14	0-0	3-7	7	2	2	6	0	21
Eastern Mich.*	5-11	0-0	3-4	12	2	1	4	0	13
Miss. Valley St.*	5-9	0-0	8-13	14	0	1	4	0	18
Stanford*	8-13	0-0	3-7	12	0	1	0	0	19
Grambling*	8-13	0-0	4-8	7	0	2	4	0	20
Marquette*	5-10	0-0	3-5	5	0	1	2	0	13
at Penn State*	6-10	0-0	1-4	11	2	4	2	1	13
Ohio State*	3-9	0-0	10-16	12	0	6	3	0	16
at Minnesota*	1-4	0-0	1-4	6	1	3	2	0	3
Purdue*	5-10	0-0	8-13	16	1	2	2	0	18
at Michigan St.*	4-9	0-0	0-0	8	1	1	2	1	8
Illinois*	5-9	0-0	1-2	9	1	3	5	0	11
at Michigan*	2-4	0-0	3-4	3	0	3	1	1	7
Penn State*	7-11	0-0	1-3	3	0	0	1	0	15
Northwestern	4-8	0-0	3-5	7	3	4	3	0	11
at Illinois*	2-5	0-0	10-14	4	0	2	3	0	14
Michigan*	5-7	0-0	1-3	12	1	5	4	1	11
at Northwestern*	6-11	0-0	1-1	9	0	1	3	0	13
Iowa*	8-11	0-0	3-4	3	0	1	2	1	19
at Indiana*	3-13	0-0	1-3	10	1	4	3	1	7
vs. Cincinnati*	5-9	0-0	12-14	15	2	4	1	0	22
vs. Missouri*	2-5	0-0	2-5	5	0	1	1	0	6
<b>Totals</b>	<b>127-236</b>	<b>0-0</b>	<b>94-162</b>	<b>212</b>	<b>24</b>	<b>61</b>	<b>66</b>	<b>9</b>	<b>348</b>

\* - game started



# RASHARD GRIFFITH


#### Griffith's Career Statistics

Year	G-GS	MIN	FG	FGA	PCT	3P	3PA	PCT	FT	FTA	PCT	REB	AVG	PF-D	AT	TO	BK	ST	PTS	AVG
93-94	25-24	672-27	127	236	.538	0	0	—	94	162	.580	212	8.5	67-2	24	61	66	9	348	13.9

#### Griffith's Big Ten Statistics

Year	G-GS	MIN	FG	FGA	PCT	3P	3PA	PCT	FT	FTA	PCT	REB	AVG	PF-D	AT	TO	BK	ST	PTS	AVG
93-94	14-13	389-28	61	121	.504	0	0	—	44	76	.579	113	8.1	39-2	11	39	36	6	166	11.9

# 10 DARNELL HOSKINS \*



SOPHOMORE  
6-0 170  
GUARD  
DAYTON, OH  
(CHAMINADE-JULIENNE)

**1993-94** — Back-up point guard ... averaged 2.7 points per game ... missed first three games of the season due to a sprained ankle and first four Big Ten games due to mono-nucleosis ... eight points in regular-season finale at Indiana ... was 3 of 6 from the field and 2 of 4 from three-point range against the Hoosiers ... five points and four rebounds at Northwestern ... two points and four assists against Iowa ... five points and four assists at Illinois ... season-high nine points against Grambling along with seven assists ... season-high eight assists against Mississippi Valley State ... two points, three rebounds and six assists in debut at Texas Tech.

**High School** — Honorable mention all-USA by *USA Today* as a senior ... first-team all-state, Greater Catholic League Player of the Year and Southwest Ohio Player of the Year ... captain and team MVP ... led team in scoring (21.2), three-point shooting (35-92, .380), free throw shooting (151-181, .834) and assists (4.9) ... led Greater Catholic League in scoring ... scored 40 points against Hamilton Badin the day after breaking a bone in his shooting hand ... made four consecutive three-pointers in 40 seconds to rally team from a 12-point deficit against Toledo St. John's ... Chaminade-Julienne posted 18-7 record, won second straight league championship and advanced to regional final ... participated in Coca-Cola all-star game at Bloomington, Ind., and was coached by actor Nick Nolte ... selected to 24-member Ohio North-South all-star game and 10-member Ohio all-

star team that competed in Ohio-Michigan series ... ranked as one of the top 10 prep point guards in the nation by recruiting analyst Dave Kaplan ... averaged 20 points and 4.5 assists as a junior, when Eagles were 17-6 ... second-team all-state and first-team all-Southwest Ohio as a junior ... helped lead team to 22-5 mark and Division 2 title game as a sophomore.

**Personal** — First Wisconsin player from Ohio since Brecksville native Scott Roth (1982-85) ... born October 7, 1974 in Dayton ... parents are Alfred and Carolyn Hoskins ... enrolled in College of Letters and Science.

## CAREER HIGHS

**Points:** 9 vs. Grambling 12-29-93

**Rebounds:** 4, twice


**Assists:** 8 vs. Mississippi Valley State 12-23-93

**Blocks:** 0

**Steals:** 2, three times

**Minutes:** 19 vs. Grambling 12-29-93

1993-94										
Opponent	FG-A	3P-A	FT-A	RB	AT	TO	BS	ST	PTS	
at Texas Tech	1-2	0-1	0-0	3	6	1	0	1	2	
Eastern Mich.	0-2	0-1	2-5	4	3	6	0	1	2	
Miss. Valley St.	1-1	0-0	3-4	1	8	4	0	1	5	
Stanford	0-1	0-1	0-0	0	0	1	0	0	0	
Grambling	2-6	0-1	5-6	3	7	1	0	2	9	
Marquette	1-3	0-1	0-1	2	1	0	0	1	2	
at Michigan St.	0-3	0-0	0-0	1	2	0	0	0	0	
Illinois	0-0	0-0	2-2	0	1	0	0	0	2	
at Michigan	0-0	0-0	0-0	0	2	2	0	0	0	
Michigan St.	1-1	0-0	0-0	0	4	1	0	0	2	
at Ohio State	1-4	0-2	0-0	0	0	2	0	1	2	
Penn State	1-3	0-1	0-0	1	0	0	0	1	2	
Minnesota	1-2	1-2	0-0	1	3	2	0	1	3	
Purdue	0-0	0-0	0-0	0	0	2	0	0	0	
Northwestern	1-4	0-1	0-0	0	0	0	0	0	2	
at Illinois	1-6	1-5	2-2	2	3	4	0	2	5	
Michigan	0-0	0-0	1-2	1	0	0	0	0	1	
at Northwestern	2-3	1-2	0-0	4	0	1	0	0	5	
Iowa	1-2	0-0	0-0	1	4	0	0	2	2	
at Indiana	3-6	2-4	0-0	2	0	0	0	1	8	
vs. Cincinnati	1-1	0-0	2-2	1	1	1	0	1	4	
vs. Missouri	0-1	0-1	2-2	0	1	2	0	0	2	
<b>Totals</b>	<b>18-51</b>	<b>5-23</b>	<b>19-26</b>	<b>27</b>	<b>46</b>	<b>30</b>	<b>0</b>	<b>15</b>	<b>60</b>	



# DARNELL HOSKINS


### Hoskins' Career Statistics

Year	G-GS	MIN	FG	FGA	PCT	3P	3PA	PCT	FT	FTA	PCT	REB	AVG	PF-D	AT	TO	BK	ST	PTS	AVG
93-94	22-0	245-11	18	51	.353	5	23	.217	19	26	.731	27	1.2	23-0	46	30	0	15	60	2.7

### Hoskins' Big Ten Statistics

Year	G-GS	MIN	FG	FGA	PCT	3P	3PA	PCT	FT	FTA	PCT	REB	AVG	PF-D	AT	TO	BK	ST	PTS	AVG
93-94	14-0	143-10	12	34	.353	5	17	.294	5	6	.833	13	0.9	12-0	19	14	0	8	34	2.4

# 4 BRIAN KELLEY \*\*\*



SENIOR

6-7 255

FORWARD

DECATUR, GA

(TOWERS)

**1993-94** — Played in 28 of 29 games, including 24 starts ... suffered a knee sprain at Northwestern on March 5 and sat out Iowa game ... played two minutes in Big Ten finale at Indiana ... averaged 5.3 points and was third on the team with 4.6 rebounds per game ... nine points and eight rebounds in win over Michigan ... game-high four offensive rebounds against the Wolverines ... 12 points in home win over Illinois, including seven straight in final two minutes ... matched career high with 10 rebounds in win over Ohio State ... career-high 19 points and game-high nine rebounds at Loyola Marymount ... scored 13 and 14 points in back-to-back games against Eastern Michigan and Mississippi Valley State.

**1992-93** — Started all but two games ... second on team with 4.1 rebounding average ... averaged 5.0 points per game ... led team in rebounding seven times, including career-high 10 at Michigan ... season-high 10 points at Marquette and Purdue ... nine points and eight rebounds in season finale against Rice.

**1991-92** — Saw action in 19 games ... averaged 1.6 points and 1.2 rebounds per game ... season-high eight points and four rebounds against Sam Houston State.

**High School** — Averaged 23 points, 10 rebounds, four assists and two steals as a senior ... first-team all-state selection ... DeKalb AAA Player of the Year ... also named Player of the Year by *DeKalb News/Sun* and *DeKalb Extra* ... Rated No. 54 prospect in the country by *Hoop Scoop* magazine ... McDonald's all-America nominee ... played in Georgia North-South and Georgia-Tennessee all-star games ... school's all-time leading scorer with 1,294 points

... led Titans to 21-5 mark and school's first regional title as a junior, averaging 17 points, nine rebounds and four assists per game ... earned four letters in basketball and two each in football and baseball ... earned academic letter and graduated in top 10 percent of his class.

**Personal** — First Badger from Georgia since Macon native John Bailey (1979-82) and Sanderville native Dwayne Renfroe (1981-82) ... born November 15, 1972 in Atlanta ... parents are Hubert and Mamie Kelley ... an Afro-American studies major.

## CAREER HIGHS

**Points:** 19 at Loyola Marymount 12-4-93

**Rebounds:** 10, twice

**Assist:** 4 at Purdue 2-16-94

**Blocks:** 1, eight times


**Steals:** 2, twice

**Minutes:** 33 vs. Purdue 2-13-93

## 1993-94

Opponent	FG-A	3P-A	FT-A	RB	AT	TO	BS	ST	PTS
UW-Milwaukee*	2-5	0-1	3-4	6	1	0	0	1	7
at Loyola Mary.*	9-16	0-0	1-1	9	1	1	0	0	19
UW-Green Bay*	1-1	0-0	2-2	5	0	0	0	0	4
at Texas Tech*	1-2	0-0	0-0	4	1	4	1	1	2
Eastern Mich.*	6-11	0-0	1-3	7	1	2	0	0	13
Miss. Valley St.*	6-9	1-1	1-2	8	0	2	0	1	14
Stanford	1-6	0-2	2-4	3	2	1	0	0	4
Grambling*	1-6	0-0	1-2	6	1	3	1	1	3
Marquette*	1-2	0-0	0-0	1	0	0	0	0	2
at Penn State*	2-3	0-0	0-0	2	0	1	0	0	4
Ohio State*	1-2	0-1	1-2	10	1	1	0	0	3
at Minnesota*	2-7	1-2	2-2	4	1	1	0	2	7
Purdue*	4-7	0-1	1-3	6	1	0	0	0	9
at Michigan St.*	2-5	0-0	0-0	8	0	1	0	0	4
Illinois*	4-8	1-1	3-3	2	1	3	0	1	12
at Michigan*	1-3	0-0	0-0	6	1	3	0	0	2
Michigan St.*	1-2	0-0	0-0	0	0	3	0	1	2
at Ohio State*	2-4	0-0	0-0	5	1	3	0	0	4
Penn State*	1-2	0-0	0-0	5	2	5	1	1	2
Minnesota*	1-4	0-0	2-2	5	0	2	0	0	4
Purdue*	2-4	0-0	0-0	8	4	3	0	0	4
Northwestern*	3-6	0-1	0-0	5	0	2	0	1	6
at Illinois*	0-0	0-0	0-0	0	0	1	0	0	0
Michigan*	4-7	0-0	1-1	8	0	1	0	0	9
at Northwestern*	1-4	0-0	0-0	0	0	0	0	0	2
at Indiana	0-0	0-0	0-0	1	0	0	0	0	0
vs. Cincinnati	1-4	0-0	1-3	3	0	1	0	1	3
vs. Missouri	0-0	0-0	2-4	3	2	2	0	0	2
<b>Totals</b>	<b>60-130</b>	<b>3-10</b>	<b>24-38</b>	<b>130</b>	<b>21</b>	<b>46</b>	<b>3</b>	<b>11</b>	<b>147</b>

\* - game started



# BRIAN KELLEY


### Kelley's Career Statistics

Year	G-GS	MIN	FG	FGA	PCT	3P	3PA	PCT	FT	FTA	PCT	REB	AVG	PF-D	AT	TO	BK	ST	PTS	AVG
91-92	19-0	108-6	11	22	.500	1	1	1.000	8	19	.421	22	1.2	15-0	0	10	0	2	31	1.6
92-93	28-26	582-21	55	130	.423	0	2	.000	31	45	.689	116	4.1	51-0	24	38	5	10	141	5.0
93-94	28-24	542-19	60	130	.462	3	10	.300	24	38	.632	130	4.6	83-3	21	46	3	11	147	5.3
Totals	75-50	1232-16	126	282	.447	4	13	.308	63	102	.618	268	3.6	149-0	45	94	8	23	319	4.3

### Kelley's Big Ten Statistics

Year	G-GS	MIN	FG	FGA	PCT	3P	3PA	PCT	FT	FTA	PCT	REB	AVG	PF-D	AT	TO	BK	ST	PTS	AVG
91-92	10-0	54-5	5	9	.556	1	1	1.000	3	9	.333	7	0.7	9-0	0	4	0	1	14	1.4
92-93	18-17	386-21	29	78	.372	0	2	.000	19	28	.679	71	3.9	37-0	12	21	3	6	77	4.3
93-94	17-16	314-19	31	68	.456	2	6	.333	10	13	.769	75	4.4	54-3	12	30	1	6	74	4.4
Totals	45-33	754-17	65	155	.419	3	9	.333	32	50	.640	153	3.4	99-3	24	55	4	13	165	3.7

# 15 ANDY KILBRIDE \*\*\*



SENIOR
6-3 190
GUARD
KANKAKEE, IL
(KANKAKEE)

**1993-94** — Started all 29 games ... averaged 7.4 points per game ... second on squad with 54 three-point field goals and tops on team with .412 three-point percentage ... was eighth in the Big Ten in three-pointers per game (1.94) and sixth in three-point accuracy (.417) ... averaged 11.5 points in NCAA Tournament, scoring eight against Cincinnati and 15 against Missouri ... team-high 11 points in Big Ten finale at Indiana ... was 4 of 5 from the field and 3 of 4 from three-point range against the Hoosiers ... 11 points in win over Michigan ... hit 3 of 4 from three-point range against the Wolverines ... season-high 20 points at Purdue ... made 7 of 14 field goals against Boilermakers, including 6 of 11 three-pointers ... made four three-pointers in five minutes to fuel a late 14-4 run that put the Badgers back in the game at Purdue ... 11 points in home loss to Minnesota ... 12 points in home win over Penn State ... 17 points in win over Michigan State ... 6 of 8 from the field and 5 of 7 from three-point range against the Spartans ... career-high seven rebounds at Loyola Marymount ... matched career-high with six assists against Mississippi Valley State and Iowa.

**1992-93** — Named team's Defensive Player of the Year ... played in 27 games, including 22 as a starter ... averaged 6.7 points per game ... led team with .458 mark from three-point range ... second on team with 49 three-point field goals ... career-high 23 points against Indiana ... hit 7 of 11 field goal attempts against the Hoosiers, including 6 of 9 three-point tries ... ranked second in Big Ten in three-point accuracy (.493) and fifth in three-point field goals per game (2.00) ... career-high six assists at Minnesota.

**1991-92** — Appeared in 15 games ... averaged 2.1 points per game ... season-high eight points against Coastal Carolina.

**High School** — Two-time first-team all-SICA South Conference ... honorable mention all-state as a senior ... aver-

aged 14.8 points per game as a senior, including 72 three-point field goals ... school-record 183 assists his senior year ... set school career records for assists (565) and three-point field goals (204) ... set state record with 10 three-pointers in one game ... earned four letters in basketball and two in track ... state qualifier in 300 hurdles his last two years.


**Personal** — Born December 27, 1972 in Kankakee ... parents are Gerry and Judy Kilbride ... his uncle, Joe Romary, attended Wisconsin and was a roommate and baseball teammate of current Badger Director of Athletics Pat Richter ... nickname is "Killer" ... a political science major.

## CAREER HIGHS

- Points:** 23 vs. Indiana 3-14-93
- Rebounds:** 7 at Loyola Marymount 12-4-93
- Assists:** 6, three times
- Blocks:** 1 vs. Alcorn State 12-29-93
- Steals:** 3, twice
- Minutes:** 39 at Illinois 2-27-94

1993-94										
Opponent	FG-A	3P-A	FT-A	RB	AT	TO	BS	ST	PTS	
UW-Milwaukee*	3-4	2-3	0-0	1	1	4	0	0	8	
at Loyola Mary.*	0-5	0-2	2-2	7	3	4	0	2	2	
UW-Green Bay*	3-8	3-5	1-2	2	1	0	0	2	10	
at Texas Tech*	4-8	2-5	0-0	4	4	1	0	1	10	
Eastern Mich.*	1-3	1-3	0-0	2	0	1	0	0	3	
Miss. Valley St.*	3-6	3-5	0-0	3	6	0	0	1	9	
Stanford*	1-3	1-1	4-5	5	1	1	0	1	7	
Grambling*	0-1	0-1	0-0	1	2	1	0	1	0	
Marquette*	2-6	2-6	0-0	4	2	0	0	0	6	
at Penn State*	1-4	1-4	0-0	2	2	0	0	1	3	
Ohio State*	0-2	0-2	0-0	3	0	1	0	0	0	
at Minnesota*	0-2	0-2	2-2	1	2	1	0	1	2	
Purdue*	0-5	0-4	2-2	2	1	2	0	1	2	
at Michigan St.*	1-4	1-4	0-0	1	2	2	0	0	3	
Illinois*	3-6	2-5	0-0	3	1	1	0	0	8	
at Michigan*	4-9	2-7	0-0	2	2	3	0	0	10	
Michigan St.*	6-8	5-7	0-0	3	2	1	0	0	17	
at Ohio State*	2-5	2-4	0-0	3	4	4	0	0	6	
Penn State*	4-9	3-8	1-2	0	1	0	0	0	12	
Minnesota*	4-8	3-7	0-0	1	2	4	0	1	11	
Purdue*	7-14	6-11	0-0	5	4	1	0	1	20	
Northwestern*	1-4	1-3	0-0	1	0	3	0	0	3	
at Illinois*	2-4	1-1	2-4	1	1	3	0	2	7	
Michigan*	3-4	3-4	2-2	0	1	1	0	0	11	
at Northwestern*	1-4	1-3	0-0	5	0	0	0	2	3	
Iowa*	3-6	1-4	0-0	2	6	2	0	0	7	
at Indiana*	4-5	3-4	0-0	2	2	1	0	0	11	
vs. Cincinnati*	2-8	2-8	2-2	5	1	2	0	2	8	
vs. Missouri*	4-9	3-8	4-4	5	1	2	0	0	15	
<b>Totals</b>	<b>69-164</b>	<b>54-131</b>	<b>22-27</b>	<b>76</b>	<b>55</b>	<b>46</b>	<b>0</b>	<b>19</b>	<b>214</b>	

\* - game started



# ANDY KILBRIDE

### Kilbride's Career Statistics


Year	G-GS	MIN	FG	FGA	PCT	3P	3PA	PCT	FT	FTA	PCT	REB	AVG	PF-D	AT	TO	BK	ST	PTS	AVG
91-92	15-0	96-6	6	23	.261	5	16	.313	14	17	.824	4	0.3	14-0	4	13	0	2	31	2.1
92-93	27-22	579-21	58	137	.423	49	107	.458	16	20	.800	34	1.3	67-0	37	52	1	25	181	6.7
93-94	29-29	717-25	69	164	.421	54	131	.412	22	27	.815	76	2.6	89-6	55	46	0	19	214	7.4
Totals	71-51	1392-20	133	324	.410	108	254	.425	52	64	.813	114	1.6	170-6	96	111	1	46	426	6.0

### Kilbride's Big Ten Statistics

Year	G-GS	MIN	FG	FGA	PCT	3P	3PA	PCT	FT	FTA	PCT	REB	AVG	PF-D	AT	TO	BK	ST	PTS	AVG
91-92	8-0	41-5	1	10	.100	1	7	.143	5	6	.833	1	0.1	4-0	0	5	0	1	8	1.0
92-93	17-17	403-24	43	94	.457	34	69	.493	14	18	.778	24	1.4	49-0	23	37	0	18	134	7.9
93-94	18-18	458-25	46	103	.447	35	84	.417	9	12	.750	37	2.1	60-4	33	30	0	9	136	7.6
Totals	43-35	902-21	90	207	.435	70	160	.438	28	36	.778	62	1.4	113-0	56	72	0	28	278	6.5



# 34 HOWARD MOORE \*\*



SENIOR
6-6 205
FORWARD
CHICAGO, IL
(TAFT)

1990-91 — Redshirted.

**High School** — Honorable mention all-Chicago area ... averaged 14 points, 12 rebounds and three blocked shots per game as a senior ... helped Eagles reach the Final Eight of city playoffs ... received team's Most Improved Player Award two straight years.

**Personal** — Born September 22, 1972 in Chicago ... parents are Howard Sr. and Trennis Moore ... nicknamed "Duck" ... an Afro-American studies major.

**General** — Only fifth-year senior on squad ... member of Big Ten all-star squad that played in Argentina in summer of 1994 ... recipient of 1993 Student Athletic Leadership Award presented by African-American Alumni Association.

**1993-94** — Appeared in 12 games, averaging six minutes per contest ... averaged 2.8 points and 1.4 rebounds per game ... career-high eight points against Mississippi Valley State ... made 3 of 5 field goals and both free throws against MVSU ... career-high six rebounds against Grambling ... seven points and three rebounds against Eastern Michigan ... career-best 12 minutes against Minnesota.

**1992-93** — Saw action in four games ... season-high four points against Bethune-Cookman and Alcorn State ... season-high four rebounds against Charleston Southern.

**1991-92** — Appeared in five games ... averaged 1.8 points and 2.4 rebounds ... scored season-high three points in win over Navy ... season-high five rebounds against Central Connecticut.

## CAREER HIGHS

**Points:** 8 vs. Mississippi Valley State 12-23-93

**Rebounds:** 6 vs. Grambling 12-29-93

**Assists:** 1, three times

**Blocks:** 1, twice

**Steals:** 1, five times

**Minutes:** 12 at Minnesota 2-12-94

1993-94										
Opponent	FG-A	3P-A	FT-A	RB	AT	TO	BS	ST	PTS	
UW-Milwaukee	0-1	0-0	0-0	0	0	0	0	0	0	0
at Loyola Mary.	1-1	0-0	0-0	1	1	0	1	0	2	
Eastern Mich.	3-4	0-0	1-2	3	0	0	0	0	7	
Miss. Valley St.	3-5	0-0	2-2	2	0	1	0	1	8	
Grambling	0-4	0-0	4-4	6	0	0	1	0	4	
at Penn State	0-0	0-0	0-0	0	0	0	0	0	0	
at Minnesota	2-2	0-0	0-0	1	0	0	0	0	0	
Michigan St.	2-2	0-0	0-0	1	0	0	0	0	4	
Minnesota	0-0	0-0	2-2	2	0	0	0	0	2	
Purdue	0-0	0-0	0-0	0	0	1	0	0	0	
Iowa	1-2	0-0	1-1	1	1	0	0	0	3	
at Indiana	0-0	0-0	0-0	0	0	1	0	0	0	
<b>Totals</b>	<b>12-21</b>	<b>0-0</b>	<b>10-11</b>	<b>17</b>	<b>2</b>	<b>3</b>	<b>2</b>	<b>1</b>	<b>34</b>	



# HOWARD MOORE


#### Moore's Career Statistics

Year	G-GS	MIN	FG	FGA	PCT	3P	3PA	PCT	FT	FTA	PCT	REB	AVG	PF-D	AT	TO	BK	ST	PTS	AVG
91-92	5-0	26-5	3	8	.375	0	0	—	3	6	.500	12	2.4	5-0	1	2	2	1	9	1.8
92-93	9-0	26-3	4	8	.500	0	0	—	2	2	1.000	9	1.0	0-0	0	4	0	2	10	1.1
93-94	12-0	72-6	12	21	.571	0	0	—	10	11	.909	17	1.4	10-0	2	3	2	1	34	2.8
Totals	26-0	124-5	19	37	.514	0	0	—	15	19	.789	38	1.5	15-0	3	9	4	4	53	2.0

#### Moore's Big Ten Statistics

Year	G-GS	MIN	FG	FGA	PCT	3P	3PA	PCT	FT	FTA	PCT	REB	AVG	PF-D	AT	TO	BK	ST	PTS	AVG
91-92	0-0	0-0	0	0	—	0	0	—	0	0	—	0	0.0	0-0	0	0	0	0	0	0.0
92-93	4-0	8-2	0	1	.000	0	0	—	0	0	—	2	0.5	0-0	0	2	0	0	0	0.0
93-94	7-0	40-6	5	6	.833	0	0	—	3	3	1.000	5	0.7	4-0	1	2	0	0	13	1.9
Totals	11-0	48-8	5	7	.714	0	0	—	3	3	1.000	7	0.6	4-0	1	4	0	0	13	1.2

# 5 JALIL ROBERTS \*



SOPHOMORE

6-4 185

GUARD/FORWARD

JERSEY CITY, NJ

(ST. ANTHONY'S)

**1993-94** — Played in all but one game ... missed game at Minnesota due to upper respiratory infection ... averaged 5.5 points per game ... nine points in NCAA Tournament win over Cincinnati ... hit 3 of 4 field goals and both three-point tries against the Bearcats ... seven points in Big Ten finale at Indiana ... two points, two rebounds, two steals and season-high three assists in win over Michigan ... matched career-high with 11 points in home loss to Minnesota ... also had 11 points in home win over Penn State, hitting five of six from the field ... 11 points vs. Marquette, hitting four of seven from the field and three of five from three-point range ... 10 points against Grambling ... 11 points vs. Eastern Michigan ... 10 points at Loyola Marymount ... six points and season-high five rebounds at Texas Tech.

**High School** — Honorable mention all-USA by *USA Today* as a senior ... first-team all-state ... selected to Madison Square Garden Network metropolitan all-star team, comprised of top preps from New York, New Jersey and Connecticut ... averaged 17.5 points, 5.5 rebounds and 3.0 steals per game as a senior ... concluded his career with 1,047 points ... ranks third in St. Anthony's history with 85 three-pointers, trailing only Danny and Bobby Hurley ... team posted 28-1 record and finished No. 4 in *USA Today* final poll his senior season ... MVP of Skyline Tournament in Jersey City, Above the Rim Hoopwear Classic in San Diego and Reebok Charm City Classic in Baltimore during senior campaign ... participated in Nike/*Chicago Sun-Times* all-star game in Chicago and Asics Roundball Classic in Pittsburgh following senior season ... inaugural recipient of Bobby Hurley Student-Athlete Award, presented to top student-basketball player among Jersey City's 12 high schools ... inducted into National Honor Society as a senior ... averaged 18.5 points, eight rebounds, three assists and two steals per game as a junior ... led team with 50 three-pointers ... Friars were 28-2 and finished ninth in final *USA Today* poll his junior season ... parochial all-state selection ...

helped lead squad to 30-1 record, state championship and No. 2 national ranking as a sophomore ... was a reserve on Friars' 28-4 state championship team his freshman season ... St. Anthony's was 114-8 (.934) during Roberts' four seasons ... coached by Bob Hurley Sr. ... first of Hurley's players to attend a Big Ten university and third to attend a Midwest school ... others were Notre Dame's David Rivers and Marquette's Mandy Johnson ... graduated in same class with Roshown McLeod (St. John's), Halim Abdullah (North-eastern) and Jamar Curry (Oregon) ... was also a teammate of Danny Hurley (Seton Hall) and Roderick Rhodes (Kentucky).

**Personal** — First-ever Badger basketball player from New Jersey ... born January 19, 1975 in Newark, N.J. ... parents are Morris and Marie Banks ... first name is pronounced ja-LEEL ... enrolled in College of Letters and Science.

## CAREER HIGHS

**Points:** 11, four times

**Rebounds:** 5 at Texas Tech 12-11-93

**Assists:** 3 vs. Michigan 3-2-94


**Blocks:** 1, three times

**Steals:** 2, four times

**Minutes:** 27 vs. Grambling 12-29-93

## 1993-94

Opponent	FG-A	3P-A	FT-A	RB	AT	TO	BS	ST	PTS
UW-Milwaukee	1-5	0-3	1-2	2	1	2	0	1	3
at Loyola Mary.	4-6	2-4	0-0	1	1	2	0	0	10
UW-Green Bay	1-3	0-2	0-0	4	0	0	0	0	2
at Texas Tech	2-7	2-5	0-0	5	2	1	1	0	6
Eastern Mich.	4-11	3-6	0-0	3	2	1	0	0	11
Miss. Valley St.	2-6	1-4	0-0	3	1	1	0	2	5
Stanford	2-3	1-2	2-4	2	0	1	0	1	7
Grambling	4-7	1-3	1-4	3	0	2	0	2	10
Marquette	4-7	3-5	0-0	3	1	0	0	0	11
at Penn State	1-5	0-2	2-2	1	1	0	0	1	4
Ohio State	1-6	1-5	2-2	2	0	2	0	2	5
Purdue	1-2	0-1	0-0	1	0	1	0	0	2
at Michigan St.	3-6	1-2	0-0	3	0	3	0	0	7
Illinois	0-1	0-0	0-0	1	0	0	0	0	0
at Michigan	2-4	2-3	1-2	2	2	1	0	0	7
Michigan St.	2-9	0-5	0-1	2	1	5	0	0	4
at Ohio State	1-4	1-3	2-4	1	0	1	0	0	5
Penn State	5-6	1-2	0-0	3	0	1	0	0	11
Minnesota	3-8	2-5	3-4	3	1	5	0	0	11
Purdue	1-6	0-2	0-0	1	2	1	0	0	2
Northwestern	2-5	1-3	3-3	4	0	0	0	0	8
at Illinois	0-2	0-1	0-0	0	0	1	0	0	0
Michigan	1-5	0-3	0-0	2	3	5	1	2	2
at Northwestern	0-2	0-2	0-0	1	0	2	0	0	0
Iowa	1-5	0-1	0-0	2	0	1	0	1	2
at Indiana	3-9	1-4	0-0	1	1	1	1	0	7
vs. Cincinnati	3-4	2-2	1-2	2	1	1	0	0	9
vs. Missouri	0-5	0-2	2-2	3	0	0	0	0	2
<b>Totals</b>	<b>54-149</b>	<b>25-81</b>	<b>20-32</b>	<b>61</b>	<b>20</b>	<b>41</b>	<b>3</b>	<b>12</b>	<b>153</b>



# JAILLIL ROBERTS


### Roberts' Career Statistics

Year	G-GS	MIN	FG	FGA	PCT	3P	3PA	PCT	FT	FTA	PCT	REB	AVG	PF-D	AT	TO	BK	ST	PTS	AVG
93-94	28-0	482-17	54	149	.362	25	81	.309	20	32	.625	61	2.2	32-0	20	41	3	12	153	5.5

### Roberts' Big Ten Statistics


Year	G-GS	MIN	FG	FGA	PCT	3P	3PA	PCT	FT	FTA	PCT	REB	AVG	PF-D	AT	TO	BK	ST	PTS	AVG
93-94	17-0	284-17	27	85	.318	10	43	.233	13	18	.722	30	1.8	21-0	11	30	2	6	77	4.5

# NEWCOMERS




41  
**Booker Coleman**  
F 6-9 230 Fr.  
Erie, PA  
(Cathedral Prep)

**High School** — First-team all-state as a senior ... averaged 17.3 points, 10.0 rebounds and 3.2 blocked shots in helping to lead Cathedral Prep to 24-7 record, the Erie Metro League championship and a second-place finish in Class 4A state tournament ... named to four all-tournament teams during the season, including two MVP honors ... averaged 10.2 points as a junior, when Ramblers posted 21-7 mark and won state title ... first-team all-league as a junior ... averaged 10.6 points and 7.8 rebounds in his three years of varsity action. **Personal** — First Badger from Pennsylvania since Drexel Hill native Dan Hastings (1978-81) ... born July 22, 1976 in Lexington, Ky. ... parents are Booker and Doris Coleman ... enrolled in College of Letters and Science.



52  
**Sean Daugherty**  
F/C 6-10 240 Fr.  
Vincennes, IN  
(Lincoln)


**High School** — Averaged 19 points and 10 rebounds as a senior ... first-team all-state selection by *Bloomington Herald-Times* and Indiana Basketball Coaches Association ... *Evansville Courier* Player of the Year ... led Lincoln to 21-5 record, a conference title and a berth in the regional championship game as a senior ... team posted 56-16 record (.778) during his three years of varsity competition ... played in the Indiana-Kentucky all-star series, McDonald's Kentucky Derby Classic and Times-Illiana Roundball Classic following his senior season ... averaged 23.1 points and 10.8 rebounds as a junior, when Lincoln posted a 15-8 record ... first-team all-state selection of *Bloomington Herald-Times* and third-team all-state pick of Indiana Basketball Coaches Association ... averaged 19.0 points and 7.4 rebounds his sophomore season, when Lincoln posted 20-3 record and won conference and sectional titles ... all-conference selection all three years. **Personal** — Born November 20, 1975 in Hopkinsville, Ky. ... parents are Phillip and Laura Daugherty ... enrolled in College of Letters and Science.



22  
**Sean Mason**  
G 6-2 165 Fr.  
Olympia Fields, IL  
(Rich Central)

**High School** — Named all-area by *Chicago Tribune* and *Chicago Sun-Times* ... all-SICA South selection ... averaged 21.8 points, five rebounds, three assists and three steals as a senior ... shot 49 percent from the field and 38 percent from three-point range ... helped Rich Central to 23-6 record and conference and regional championships ... graduated as Olympians' career scoring leader with 1,254 points, passing Kendall Gill as the all-time leader ... averaged 24.4 points as a junior, when team posted 21-7 record and advanced to regional final ... *Chicago Heights Star* Player of the Year ... first-team all-state by *Champaign News-Gazette* ... all-area pick of *Chicago Tribune*, *Chicago Sun-Times* and *Daily Southtown* ... co-MVP and all-SICA South selection ... teammates included Quinton James (Texas A&M) and Jermond Remmer (Creighton) ... other Rich Central alumni include former Badger Kass Weaver. **Personal** — Born December 31, 1975 in Chicago ... parents are Ira and Pat Mason ... enrolled in College of Letters and Science.


# NEWCOMERS



0

**Osita Nwachukwu**  
F/C 6-8 230 Jr.  
Awo-Mbieri, Owerri, Nigeria  
(Kilgore, TX, JC)


**Junior College**—Honorable mention all-Texas Eastern Athletic Conference selection ... team co-captain ... averaged 8.3 points and 5.9 rebounds per game as a sophomore last season ... shot 56 percent from the field ... helped lead Kilgore to 22-12 record and berth in 16-team NJCAA Tournament ... averaged 12.5 points and 8.0 rebounds in three NJCAA games ... Rangers won state and regional championships en route to national tourney ... saw limited action as a freshman ... teammates included Marlow White, who played at New Mexico last season and was first-team all-WAC and league Newcomer of the Year. **High School**—Played basketball for two years at St. Peter Clever Seminary and two years at Holy Ghost High School in Nigeria ... coached by Pius Oguike ... played on Nigerian National Team following his senior season ... also played soccer and volleyball in high school. **Personal**—Name is pronounced o-SEET-a wa-SHUKÉ-oo ... first-ever foreign player on Badger squad ... first junior college transfer since James Gillespie (Highland Park, MI, CC) in 1988-89 and just fifth JC player in school history ... born January 27, 1974 ... parents are Alphunsus and Celine Nwachukwu ... an agricultural economics major.




13

**Mosezell Peterson**  
G/F 6-4 195 Fr.  
Louisville, KY  
(Ballard)

**High School**—Ranked among the nation's top 100 recruits by recruiting analyst Bob Gibbons ... first-team all-state by *Lexington Herald-Leader* and *Louisville Courier-Journal* ... all-district and all-region selection ... team MVP ... participated in Kentucky-Indiana All-Star Game and Asics Roundball Classic in Pittsburgh ... finished second in the three-point contest at the Roundball Classic ... averaged 19.9 points, 8.0 rebounds and 4.0 assists as a senior ... led team in charges drawn ... Bruins posted 25-5 record and advanced to regional final ... finished his career with 1,226 points ... averaged 15.8 points and 6.8 rebounds as a junior, when Ballard went 27-7 and advanced to regional final ... averaged nine points as a sophomore, when Bruins were 27-6 and advanced to final 16 of state tournament ... enjoyed a 79-18 record (.814) during his three seasons on varsity ... teammates included Kenneth Lee (Northwestern) and DeJuan Wheat (Louisville) ... other Ballard alumni include former Los Angeles Laker Jeff Lamp and current Detroit Piston Allan Houston. **Personal**—First-ever Badger from Kentucky ... born July 7, 1975 in Louisville ... parents are Mosezell and Lillian Peterson ... first name is pronounced mo-ZELL ... enrolled in School of Education.



Freshman guard Sean Mason



Junior forward/center Osita Nwachukwu

## IN-SEASON BIRTHDAYS

Nov. 11 ... Dave Bollwinkel .....	45
Nov. 15 ... Brian Kelley .....	22
Nov. 20 ... Sean Daugherty .....	19
Dec. 27 ... Andy Kilbride .....	22
Dec. 31 ... Sean Mason .....	19
Jan. 19 ... Jalil Roberts .....	20
Jan. 27 ... Osita Nwachukwu ...	21
Mar. 6 ... Michael Finley .....	22

# BADGERS VS. BIG TEN

## Chris Conger

Opponent	G-GS	MIN	FG-A	PCT	3P-A	PCT	FT-A	PCT	REB	AVG	PF-D	AT	TO	BK	ST	PTS	AVG
Illinois	1-0	4	0-0	—	0-0	—	0-0	—	0	0.0	2-0	0	1	0	0	0	0.0
Indiana	—	—	—	—	—	—	—	—	—	—	—	—	—	—	—	—	—
Iowa	2-0	3	0-1	.000	0-1	.000	0-0	—	2	2.0	1-0	0	1	0	0	0	0.0
Michigan	1-0	15	1-4	.250	1-3	.333	0-0	—	0	0.0	0-0	2	2	0	0	3	3.0
Michigan State	1-0	2	1-1	1.000	1-1	1.000	0-0	—	0	0.0	0	0	0	0	0	3	3.0
Minnesota	2-0	9	2-3	.667	1-2	.500	0-0	—	1	0.5	1-0	0	1	0	0	5	2.5
Northwestern	1-0	6	0-3	.000	0-2	.000	0-0	—	0	0.0	1-0	0	1	0	0	0	0.0
Ohio State	2-0	4	0-0	—	0-0	—	0-0	—	0	0.0	2-0	3	0	0	0	0	0.0
Penn State	2-0	6	0-0	—	0-0	—	0-0	—	0	0.0	0-0	0	0	0	0	0	0.0
Purdue	—	—	—	—	—	—	—	—	—	—	—	—	—	—	—	—	—

## Michael Finley

Opponent	G-GS	MIN	FG-A	PCT	3P-A	PCT	FT-A	PCT	REB	AVG	PF-D	AT	TO	BK	ST	PTS	AVG
Illinois	6-6	221	48-99	.485	10-27	.370	25-34	.735	40	6.7	20-1	16	18	2	2	131	21.8
Indiana	4-4	150	22-59	.373	6-20	.300	9-12	.750	24	6.0	15-1	12	9	4	3	59	14.8
Iowa	4-4	138	31-65	.477	6-20	.300	17-18	.944	34	8.5	9-0	15	13	6	7	85	21.3
Michigan	6-6	218	47-93	.505	18-44	.409	31-39	.795	43	7.2	16-0	19	21	3	6	143	23.8
Michigan State	6-6	218	44-101	.436	14-38	.368	21-27	.778	39	6.5	9-0	18	10	4	9	123	20.5
Minnesota	6-6	211	38-81	.469	14-37	.378	21-28	.750	29	4.8	20-1	14	24	3	3	111	18.5
Northwestern	6-6	181	24-78	.308	10-35	.286	10-12	.833	32	5.3	15-1	18	15	7	5	68	11.3
Ohio State	6-6	217	38-81	.469	10-25	.400	25-32	.781	36	6.0	17-1	14	17	5	10	111	18.5
Penn State	4-4	137	28-62	.452	7-18	.389	17-24	.708	30	7.5	7-0	13	5	1	5	80	20.0
Purdue	6-6	235	35-85	.412	11-28	.393	27-38	.711	27	4.5	17-0	22	11	3	21	108	18.0

## Rashard Griffith

Opponent	G-GS	MIN	FG-A	PCT	3P-A	PCT	FT-A	PCT	REB	AVG	PF-D	AT	TO	BK	ST	PTS	AVG
Illinois	2-2	62	7-14	.500	0-0	—	11-16	.688	13	6.5	5-0	1	5	8	0	25	12.5
Indiana	1-1	33	3-13	.231	0-0	—	1-3	.333	10	10.0	5-1	1	4	3	1	7	7.0
Iowa	1-1	18	8-11	.727	0-0	—	3-4	.750	3	3.0	2-0	0	1	2	1	19	19.0
Michigan	2-2	55	7-11	.636	0-0	—	4-7	.571	15	7.5	5-0	1	8	5	2	18	9.0
Michigan State	1-1	33	4-9	.444	0-0	—	0-0	—	8	8.0	3-0	1	1	2	1	8	8.0
Minnesota	1-1	28	1-4	.250	0-0	—	1-4	.250	6	6.0	0-0	1	3	2	0	3	3.0
Northwestern	2-1	50	10-19	.526	0-0	—	4-6	.667	16	8.0	6-1	3	5	6	0	24	12.0
Ohio State	1-1	30	3-9	.333	0-0	—	10-16	.625	12	12.0	4-0	0	6	3	0	16	16.0
Penn State	2-2	44	13-21	.619	0-0	—	2-7	.286	14	7.0	6-0	2	4	3	1	28	14.0
Purdue	1-1	36	5-10	.500	0-0	—	8-13	.615	16	16.0	3-0	1	2	2	0	18	18.0

## Darnell Hoskins

Opponent	G-GS	MIN	FG-A	PCT	3P-A	PCT	FT-A	PCT	REB	AVG	PF-D	AT	TO	BK	ST	PTS	AVG
Illinois	2-0	21	1-6	.167	1-5	.200	4-4	1.000	2	1.0	4-0	4	4	0	2	7	3.5
Indiana	1-0	11	3-6	.500	2-4	.500	0-0	—	2	2.0	1-0	0	0	0	1	8	8.0
Iowa	1-0	14	1-2	.500	0-0	—	0-0	—	1	1.0	1-0	4	0	0	2	2	2.0
Michigan	2-0	14	0-0	—	0-0	—	1-2	.500	1	0.5	2-0	2	2	0	0	1	0.5
Michigan State	2-0	22	1-4	.250	0-0	—	0-0	—	1	0.5	3-0	6	1	0	0	2	1.0
Minnesota	1-0	15	1-2	.500	1-2	.500	0-0	—	1	1.0	0-0	3	2	0	1	3	3.0
Northwestern	2-0	21	3-7	.429	1-3	.333	0-0	—	4	2.0	0-0	0	1	0	0	7	3.5
Ohio State	1-0	12	1-4	.250	0-2	.000	0-0	—	0	0.0	1-0	0	2	0	1	2	2.0
Penn State	1-0	8	1-3	.333	0-1	.000	0-0	—	1	1.0	0-0	0	0	0	1	2	2.0
Purdue	1-0	5	0-0	—	0-0	—	0-0	—	0	0.0	0-0	0	2	0	0	0	0.0





# 1994-95 BADGERS



**Front row, from left:** Assistant coach Shawn Hood, assistant coach Brian Hecker, Osita Nwachukwu, Chris Conger, Brian Kelley, head coach Stan Van Gundy, Michael Finley, Howard Moore, Andy Kilbride, administrative assistant James Stafford, assistant coach Dave Bollwinkel. **Back row:** Trainer Andy Winterstein, manager Scot Ecker, manager Jeff Viergutz, Darnell Hoskins, Jalil Roberts, Sean Daugherty, Rashard Griffith, Booker Coleman, Mosezell Peterson, Sean Mason, manager Scott Fox, equipment manager Tim Lopez, strength and conditioning coach Robert Hackett.



# OPPONENTS

# NON-CONFERENCE OPPONENTS

## WRIGHT STATE

Sat., Nov. 26 at Madison

### GENERAL INFORMATION

**Location:** Dayton, OH  
**Founded:** 1964  
**Enrollment:** 17,657  
**President:** Dr. Harley Flack  
**Athletic Director:** Mike Cusack  
**Nickname:** Raiders  
**Colors:** Hunter Green and Gold  
**Conference:** Midwestern Collegiate  
**Arena:** Ervin J. Nutter Center (10,632)

### MEDIA INFORMATION

**SID:** Bob Noss  
**Office Phone:** (513) 873-2816  
**Home Phone:** (513) 438-8665  
**Press Row Phone:** (513) 873-4687  
**Fax:** (513) 873-2368

### BASKETBALL INFORMATION

**Head Coach:** Ralph Underhill  
**Career Record:** 329-132 (16 years)  
**Record at WSU:** 329-132 (16 years)  
**Office Phone:** (513) 873-2771  
**Assistant Coaches:** Jim Brown, Jack Butler, Jim Ehler  
**1993-94 Record:** 12-18  
**Conference Record:** 9-9 (4th)  
**Lettermen Returning/Lost:** 9/6  
**Starters Returning/Lost:** 2/3  
**Series Record:** First meeting

### TOP RETURNNEES

Delme Herriman (F, 6-7, Jr., 9.0 ppg, 4.0 rpg); Rob Welch (G, 6-1, So., 6.1 ppg, 2.7 rpg);

### TOP NEWCOMERS

Bilal Neal (F, 6-5, Jr.); Antuan Johnson (F, 6-6, Fr.)

### SCHEDULE

**November:** 26 — at Wisconsin; 30 — Fairleigh Dickinson. **December:** 3 — Wilmington (OH); 10 — Dayton; 13 — at Ohio; 16-17 — Wright State Classic; 21 — at Fairleigh Dickinson; 22 — at Manhattan; 30 — Miami (OH). **January:** 3 — Mississippi Valley State; 5 — at Detroit; 7 — at Cleveland State; 12 — La Salle; 19 — Xavier; 21 — Northern Illinois; 26 — at Loyola (IL); 28 — at UW-Milwaukee. **February:** 2 — Detroit; 4 — at Illinois-Chicago; 7 — Virginia Tech; 11 — at La Salle; 16 — at Xavier; 19 — Cleveland State; 23 — Butler; 26 — UW-Green Bay. **March:** 3-7 — MCC Tournament (Dayton, OH).

## UW-GREEN BAY

Wed., Nov. 30 at Madison

### GENERAL INFORMATION

**Location:** Green Bay, WI  
**Founded:** 1966  
**Enrollment:** 5,000  
**Chancellor:** Dr. Mark Perkins  
**Athletic Director:** Dennis Chambers  
**Nickname:** Phoenix  
**Colors:** Red, Green and White  
**Conference:** Midwestern Collegiate  
**Arena:** Brown County Arena (5,600)

### MEDIA INFORMATION

**SID:** Sue Bodilly  
**Office Phone:** (414) 465-2498  
**Home Phone:** (414) 499-8956  
**Fax:** (414) 465-2357

### BASKETBALL INFORMATION

**Head Coach:** Dick Bennett  
**Career Record:** 339-179 (18 years)  
**Record at UWGB:** 165-101 (9 years)  
**Office Phone:** (414) 465-2145  
**Assistant Coaches:** Mike Heideman, Steve Swan, Woody Wilson  
**1993-94 Record:** 27-7  
**Mid-Con Conference Record:** 15-3 (1st)  
**Lettermen Returning/Lost:** 6/5  
**Starters Returning/Lost:** 2/3  
**Series Record:** UW leads 5-0

### TOP RETURNNEES

Jeff Nordgaard (C, 6-6, Jr., 15.6 ppg, 6.4 rpg); Gary Grzesk (G, 6-3, Jr., 3.6 ppg, 3.6 rpg); Ben Berlowski (F, 6-3, Jr., 7.1 ppg, 2.7 rpg)

### TOP NEWCOMERS

Ryan Borowicz (G, 6-0, Fr.); Kevin Olm (G, 6-3, Fr.); James Daggs (F, 6-7, Fr.); Mark Domenick (F, 6-7, Jr.)

### SCHEDULE

**November:** 26 — at Oregon; 28 — at Idaho State; 30 — at Wisconsin.  
**December:** 3 — at Illinois State; 17 — Bowling Green State; 19 — Morgan State; 22 — Mississippi Valley State; 30-31 — Great Northern Classic. **January:** 5 — Northern Illinois; 7 — at Marquette; 9 — Cleveland State; 15 — at UW-Milwaukee; 16 — at Illinois-Chicago; 19 — Southern Utah; 21 — at Loyola (IL); 28 — La Salle. **February:** 2 — at Northern Illinois; 4 — at Butler; 11 — at Xavier; 16 — Illinois-Chicago; 18 — Loyola (IL); 21 — UW-Milwaukee; 23 — at Detroit; 25 — at Wright State. **March:** 3-7 — at MCC Tournament (Dayton, OH).

## TEXAS TECH

Sat., Dec. 3 at Madison

### GENERAL INFORMATION

**Location:** Lubbock, TX  
**Founded:** 1923  
**Enrollment:** 24,285  
**President:** Dr. Robert Lawless  
**Athletic Director:** Bob Bockrath  
**Nickname:** Red Raiders  
**Colors:** Scarlet and Black  
**Conference:** Southwest  
**Arena:** Municipal Coliseum (8,174)

### MEDIA INFORMATION

**Basketball SID:** Kelly Robinson  
**Office Phone:** (806) 742-2770  
**Home Phone:** (806) 793-5291  
**Press Row Phone:** (806) 742-3688  
**Fax:** (806) 742-1970

### BASKETBALL INFORMATION

**Head Coach:** James Dickey  
**Career Record:** 50-37 (3 years)  
**Record at TT:** 50-37 (3 years)  
**Office Phone:** (806) 742-3355  
**Assistant Coaches:** Doc Sadler, Greg Pinkney, Robert Brashear  
**1993-94 Record:** 17-11  
**Conference Record:** 10-4 (2nd-tie)  
**Lettermen Returning/Lost:** 8/0  
**Starters Returning/Lost:** 5/0  
**Series Record:** UW leads 1-0

### TOP RETURNNEES

Jason Sasser (F, 6-7, Jr., 20.6 ppg, 9.4 rpg); Mark Davis (F, 6-7, Sr., 18.5 ppg, 8.1 rpg); Lance Hughes (G, 6-4, Sr., 17.5 ppg, 4.5 rpg); Koy Smith (G, 6-5, Jr., 11.7 ppg, 3.7 rpg); Darvin Ham (C/F, 6-7, Sr., 8.2 ppg, 5.4 rpg)

### TOP NEWCOMERS

Cory Carr (G, 6-4, Fr.); Jason Martin (G, 5-10, Jr.); Tony Battie (F/C, 6-9, Fr.)

### SCHEDULE

**November:** 29 — Houston Baptist.  
**December:** 3 — at Wisconsin; 15 — Midwestern State; 17 — vs. Kentucky (Cincinnati, OH); 28-30 — at Fiesta Bowl Classic (Tucson, AZ). **January:** 4 — Oral Roberts; 7 — at Montana State; 11 — at Texas A&M; 14 — Baylor; 18 — at Houston; 21 — Southern Methodist; 28 — at Texas. **February:** 4 — Texas Christian; 7 — Texas A&M; 11 — at Baylor; 15 — Houston; 18 — at Southern Methodist; 23 — Texas. **March:** 1 — Rice; 4 — at Texas Christian; 9-11 — at SWC Tournament (Dallas, TX).

# NON-CONFERENCE OPPONENTS

## VALPARAISO

**Tue., Dec. 6 at Madison**

### GENERAL INFORMATION

**Location:** Valparaiso, IN  
**Founded:** 1859  
**Enrollment:** 3,757  
**President:** Dr. Alan Harre  
**Athletic Director:** William Steinbrecher  
**Nickname:** Crusaders  
**Colors:** Brown and Gold  
**Conference:** Mid-Continent  
**Arena:** Athletics-Recreation Center (4,500)

### MEDIA INFORMATION

**SID:** Bill Rogers  
**Office Phone:** (219) 464-5232  
**Home Phone:** (219) 477-4605  
**Press Row Phone:** (219) 464-5492  
**Fax:** (219) 464-5762

### BASKETBALL INFORMATION

**Head Coach:** Homer Drew  
**Career Record:** 325-233 (18 years)  
**Record at VU:** 56-111 (6 years)  
**Office Phone:** (219) 464-5254  
**Assistants:** Mark Scherer, Scott Drew  
**1993-94 Record:** 20-8  
**Conference Record:** 14-4 (2nd-tie)  
**Lettermen Returning/Lost:** 10/5  
**Starters Returning/Lost:** 2/3  
**Series Record:** First meeting

### TOP RETURNNEES

Dave Redmon (F, 6-5, Sr., 17.7 ppg, 4.9 rpg); Lance Barker (G, 6-1, Sr., 10.9 ppg, 2.3 rpg); Wayne Charles (F, 6-6, Sr., 7.0 ppg, 5.8 rpg); Chris Ensminger (C, 6-10, Jr., 6.3 ppg, 5.6 rpg)

### TOP NEWCOMERS

Bryce Drew (G, 6-3, Fr.); Anthony Allison (F, 6-6, Jr.); Bill Jenkins (F, 6-6, Fr.); Bob Jenkins (F, 6-6, Fr.)

### SCHEDULE

**November:** 27 — at Notre Dame.  
**December:** 1 — at Butler; 3 — Carthage; 6 — at Wisconsin; 9-10 — at Purdue Invitational; 31 — St. Francis (IL).  
**January:** 3 — at Western Illinois; 5 — at Missouri-Kansas City; 7 — Northeastern Illinois; 9 — Chicago State; 14 — at Troy State; 16 — at Central Connecticut State; 21 — Eastern Illinois; 26 — Oral Roberts; 28 — Buffalo; 30 — Youngstown State.  
**February:** 4 — Missouri-Kansas City; 6 — Western Illinois; 11 — at Chicago State; 13 — at Northeastern Illinois; 18 — Central Connecticut State; 20 — Troy State; 23 — at Eastern Illinois; 27 — at Youngstown State. **March:** 1 — at Buffalo; 5-7 — Mid-Continent Tournament (home sites).

## EASTERN MICHIGAN

**Sat., Dec. 10 at Ypsilanti**

### GENERAL INFORMATION

**Location:** Ypsilanti, MI  
**Founded:** 1849  
**Enrollment:** 25,856  
**President:** Dr. William Shelton  
**Athletic Director:** Tim Weiser  
**Nickname:** Eagles  
**Colors:** Dark Green and White  
**Conference:** Mid-American  
**Arena:** Bowen Field House (5,600)

### MEDIA INFORMATION

**SID:** Jim Streeter  
**Office Phone:** (313) 487-0317  
**Home Phone:** (313) 485-3221  
**Press Row Phone:** (313) 484-0637  
**Fax:** (313) 485-3840

### BASKETBALL INFORMATION

**Head Coach:** Ben Braun  
**Career Record:** 288-219 (17 years)  
**Record at EMU:** 140-116 (9 years)  
**Office Phone:** (313) 487-0481  
**Assistant Coaches:** Gary Waters, Brian Miller, Andy Manning  
**1993-94 Record:** 15-12  
**Conference Record:** 10-8 (5th-tie)  
**Lettermen Returning/Lost:** 6/6  
**Starters Returning/Lost:** 3/2  
**Series Record:** UW leads 3-1

### TOP RETURNNEES

Kareem Carpenter (F, 6-6, Sr., 18.4 ppg, 9.0 rpg); Brian Tolbert (G, 6-2, So., 14.0 ppg, 3.5 rpg); Naje McCune (G, 6-3, So., 5.9 ppg, 3.0 rpg); Tony King (F, 6-8, Sr., 4.4 ppg, 4.0 rpg)

### TOP NEWCOMERS

Timi Berkovitch (G, 6-4, Fr.); Nkechi Ezugwu (F, 6-7, Fr.); Mike Pennisi (C, 6-9, Fr.)

### SCHEDULE

**November:** 28 — St. Joseph's (PA).  
**December:** 3 — Washington State; 5 — Northern Michigan; 10 — Wisconsin; 17 — at Manhattan; 20 — Jackson State; 29-30 — at Big Sky Classic (Bozeman, MT).  
**January:** 4 — at Toledo; 7 — Akron; 11 — at Western Michigan; 14 — Central Michigan; 18 — at Bowling Green; 21 — at Ball State; 25 — Miami (OH); 28 — Kent State. **February:** 1 — Ohio; 4 — at Akron; 8 — Western Michigan; 11 — at Central Michigan; 15 — Bowling Green; 18 — Ball State; 22 — at Miami (OH); 25 — Kent State. **March:** 1 — at Ohio; 4 — Toledo; 10-11 — at Mid-American Tournament (Toledo, OH).

## UW-MILWAUKEE

**Wed., Dec. 14 at Madison**

### GENERAL INFORMATION

**Location:** Milwaukee, WI  
**Founded:** 1885  
**Enrollment:** 23,500  
**Chancellor:** Dr. John Schroeder  
**Athletic Director:** Bud Haidet  
**Nickname:** Panthers  
**Colors:** Black and Gold  
**Conference:** Midwestern Collegiate  
**Arena:** MECCA Arena (11,052)

### MEDIA INFORMATION

**SID:** Paul Helgren  
**Office Phone:** (414) 229-5674  
**Home Phone:** (414) 483-0383  
**Press Row Phone:** (414) 273-3807  
**Fax:** (414) 229-6759

### BASKETBALL INFORMATION

**Head Coach:** Steve Antrim  
**Career Record:** 212-176 (15 years)  
**Record at UWM:** 121-76 (7 years)  
**Office Phone:** (414) 229-5158  
**Assistant Coaches:** Ric Cobb, Doug Lewis  
**1993-94 Record:** 10-17  
**Mid-Continent Record:** 7-11 (6th-tie)  
**Lettermen Returning/Lost:** 2/8  
**Starters Returning/Lost:** 1/4  
**Series Record:** UW leads 11-1

### TOP RETURNNEES

Nathan Schrameyer (C, 6-8, So., 3.8 ppg, 5.3 rpg); Jutiki Smith (G, 6-1, Jr., 2.8 ppg, 1.1 rpg)

### TOP NEWCOMERS

Shannon Smith (F, 6-6, Jr.); Dimitre Dintchev (F, 6-8, Sr.); Kelvin Anderson (G, 6-0, Jr.)

### SCHEDULE

**November:** 28 — UW-Parkside.  
**December:** 2-3 — at Marquette Classic; 5 — at Northeastern Illinois; 7 — Western Illinois; 10 — Southwest Missouri State; 14 — at Wisconsin; 17 — Northeastern Illinois; 27 — at Dayton; 31 — at Western Illinois. **January:** 5 — Butler; 7 — Northern Illinois; 12 — Detroit; 15 — UW-Green Bay; 19 — at Loyola (IL); 21 — at Illinois-Chicago; 26 — at Xavier; 28 — Wright State. **February:** 2 — at Butler; 4 — at Northern Illinois; 9 — Cleveland State; 16 — Loyola (IL); 18 — Illinois-Chicago; 20 — at UW-Green Bay; 25 — at La Salle. **March:** 2 — at Southeast Missouri State; 4 — at Florida Atlantic.

# NON-CONFERENCE OPPONENTS

## LOYOLA MARYMOUNT

Fri., Dec. 23 at Madison

### GENERAL INFORMATION

**Location:** Los Angeles, CA  
**Founded:** 1911  
**Enrollment:** 3,900  
**President:** Rev. Thomas P. O'Malley, S.J.  
**Athletic Director:** Brian Quinn  
**Nickname:** Lions  
**Colors:** Crimson and Blue  
**Conference:** West Coast  
**Arena:** The Lions Den (4,156)

### MEDIA INFORMATION

**SID:** Bruce Meyers  
**Office Phone:** (310) 338-7643  
**Home Phone:** (310) 374-0388  
**Press Row Phone:** (310) 670-8792  
**Fax:** (310) 338-2703

### BASKETBALL INFORMATION

**Head Coach:** John Olive  
**Career Record:** 13-41 (2 years)  
**Record at LMU:** 13-41 (2 years)  
**Office Phone:** (310) 338-2765  
**Assistant Coaches:** Robert Burke, Chris Walker, Daren Kalish  
**1993-94 Record:** 6-21  
**Conference Record:** 4-10 (8th)  
**Lettermen Returning/Lost:** 8/5  
**Starters Returning/Lost:** 4/1  
**Series Record:** UW leads 1-0

### TOP RETURNNEES

Wyking Jones (F, 6-7, Sr., 19.7 ppg, 8.0 rpg); Robin Kirksey (F, 6-5, So., 10.3 ppg, 3.7 rpg); Ime Oduok (C, 6-9, Jr., 7.6 ppg, 7.5 rpg); Jim Williamson (G, 5-10, So., 4.9 ppg, 3.6 apg)

### TOP NEWCOMERS

Kenny Hotopp (C, 6-10, Fr.); Willie Jones (F, 6-5, Fr.); Ban Ammerman (F, 6-7, Fr.); Terryll Woolery (G, 6-4, Fr.)

### SCHEDULE

**November:** 26 — Cal State Hayward; 29 — San Jose State. **December:** 2 — Southwestern Louisiana; 5 — Notre Dame; 7 — at San Diego State; 17 — Loyola (IL); 20 — Washington; 23 — at Wisconsin; 28 — at UC Santa Barbara; 30 — Cal State Fullerton. **January:** 4 — at Texas A&M; 9 — Cal State Northridge; 13 — at Saint Mary's; 14 — at Santa Clara; 20 — San Francisco; 21 — San Diego; 25 — Pepperdine; 28 — at Pepperdine. **February:** 10 — Portland; 11 — Gonzaga; 16 — at San Diego; 18 — at San Francisco; 24 — Santa Clara; 25 — Saint Mary's. **March:** 5-7 — at WCC Tournament (Santa Clara, CA).

## STANFORD

Tue., Dec. 27 at Stanford

### GENERAL INFORMATION

**Location:** Stanford, CA  
**Founded:** 1891  
**Enrollment:** 6,556  
**President:** Dr. Gerhard Casper  
**Athletic Director:** Ted Leland  
**Nickname:** Cardinal  
**Colors:** Cardinal and White  
**Conference:** Pac-10  
**Arena:** Maples Pavilion (7,500)

### MEDIA INFORMATION

**SID:** Bob Vazquez  
**Office Phone:** (415) 723-4418  
**Home Phone:** (510) 791-0441  
**Press Row Phone:** (415) 723-4418  
**Fax:** (415) 725-2957

### BASKETBALL INFORMATION

**Head Coach:** Mike Montgomery  
**Career Record:** 296-179 (16 years)  
**Record at SU:** 142-102 (8 years)  
**Office Phone:** (415) 723-0562  
**Assistant Coaches:** Jeff Jackson, Keith Larsen, Doug Oliver  
**1993-94 Record:** 17-11  
**Conference Record:** 10-8 (4th-tie)  
**Lettermen Returning/Lost:** 9/5  
**Starters Returning/Lost:** 2/3  
**Series Record:** Stanford leads 5-4

### TOP RETURNNEES

Dion Cross (G, 6-2, Jr., 15.1 ppg, 2.7 rpg); Brevin Knight (G, 5-10, So., 11.1 ppg, 3.9 rpg); Andy Poppink (F, 6-7, Sr., 12.4 ppg, 7.4 rpg)

### TOP NEWCOMERS

Tim Young (C, 7-1, Fr.)

### SCHEDULE

**November:** 25-26 — Fry's Invitational.  
**December:** 3 — San Jose State; 10 — Cal Poly San Luis Obispo; 16 — San Francisco; 19 — at American; 22 — at Virginia; 27 — Wisconsin; 29 — Cornell.  
**January:** 5 — at Washington; 7 — at Washington State; 12 — Arizona State; 14 — Arizona; 21 — at California; 26 — at UCLA; 28 — at Southern Cal.  
**February:** 2 — Oregon; 4 — Oregon State; 9 — at Arizona; 11 — at Arizona State; 16 — California; 21 — UCLA; 23 — Southern Cal. **March:** 2 — at Oregon State; 4 — at Oregon; 9 — Washington State; 11 — Washington.

## MARQUETTE

Sat., Dec. 31 at Milwaukee

### GENERAL INFORMATION

**Location:** Milwaukee, WI  
**Founded:** 1881  
**Enrollment:** 11,032  
**President:** Rev. Albert J. DiUlio, S.J.  
**Athletic Director:** Bill Cords  
**Nickname:** Golden Eagles  
**Colors:** Blue and Gold  
**Conference:** Great Midwest  
**Arena:** Bradley Center (18,592)

### MEDIA INFORMATION

**SID:** Kathleen Hohl  
**Office Phone:** (414) 288-5287  
**Home Phone:** (414) 645-1419  
**Press Row Phone:** (414) 227-0580  
**Fax:** (414) 288-6519

### BASKETBALL INFORMATION

**Head Coach:** Mike Deane  
**Career Record:** 190-102 (10 years)  
**Record at MU:** First year  
**Office Phone:** (414) 288-7130  
**Assistant Coaches:** Bo Ellis, Dan Theiss, Mike Rice  
**1993-94 Record:** 24-9  
**Conference Record:** 10-2 (1st)  
**Lettermen Returning/Lost:** 10/3  
**Starters Returning/Lost:** 2/3  
**Series Record:** UW leads 55-46

### TOP RETURNNEES

Roney Eford (F/G, 6-6, Jr., 10.3 ppg, 6.2 rpg); Tony Miller (G, 5-11, Sr., 7.2 ppg, 8.3 apg); Amal McCaskill (F/C, 6-11, Jr., 5.2 ppg, 3.3 rpg); Anthony Pieper (G, 6-3, So., 4.9 ppg, 0.9 rpg)

### TOP NEWCOMERS

Aaron Hutchins (G, 5-9, Fr.); Zach McCall (F, 6-3, Fr.); Richard Shaw (F/C, 6-11, Fr.)

### SCHEDULE

**November:** 28 — UNLV; 30 — at Ohio State. **December:** 2-3 — Marquette First Bank Classic; 6 — Fairleigh Dickinson; 10 — at San Francisco; 20 — Illinois-Chicago; 23 — Creighton; 31 — Wisconsin. **January:** 5 — vs. Temple (at St. Louis); 7 — UW-Green Bay; 12 — Cincinnati; 15 — Alabama-Birmingham; 17 — Virginia Tech; 20 — at Dayton; 22 — at Saint Louis; 28 — at DePaul. **February:** 5 — at Cincinnati; 9 — Saint Louis; 11 — at West Virginia; 16 — at Alabama-Birmingham; 18 — at Memphis; 21 — DePaul; 23 — Dayton; 25 — at Notre Dame. **March:** 4 — Memphis; 9-11 — Great Midwest Tournament (Milwaukee).

# MICHIGAN STATE

## Roster

No.	Name	Pos.	Ht.	Cl.	PPG	RPG	Hometown (HS)
3	Thomas Kelley	G	6-2	Fr.	—	—	Grand Rapids, MI (Union)
4	David Hart	G	6-4	Jr.	0.5	0.4	Battle Creek, MI (Central)
5	Ray Weathers	G	6-3	So.	—	—	Jackson, MI (HS)
12	Andy Penick	G	6-2	Sr.	—	—	Louisville, KY (Pleasure Ridge Park)
13	Eric Snow	G	6-3	Sr.	6.8	3.5	Canton, OH (McKinley)
20	Mark Prylow	G	6-3	Sr.	1.0	1.0	Rochester, MI (De LaSalle)
21	Jon Garavaglia	F	6-9	So.	2.7	2.0	Southgate, MI (Aquinas)
22	Steve Nicodemus	G	6-4	Jr.	0.8	0.3	South Whitley, IN (Whitko)
23	Daimon Beathea	F	6-7	Jr.	5.0	3.3	Elkhart, IN (Memorial)
24	Shawn Respert	G	6-3	Sr.	24.3	4.0	Detroit, MI (Bishop Borgess)
30	Jamie Feick	C	6-9	Jr.	3.0	3.3	Lexington, OH (HS)
35	Steve Polonowski	F	6-9	So.	1.4	1.2	Rockford, MI (HS)
40	Quinton Brooks	F	6-7	Jr.	11.3	4.4	Akron, OH (Firestone)

## 1992-93 Schedule

**November:** 30 — at Illinois-Chicago. **December:** 3 — Louisville; 10 — at Nebraska; 12 — Cleveland State; 17 — at Detroit; 20 — Tennessee; 29-30 — Olds Spartan Classic. **January:** 4 — at Wisconsin; 7 — Iowa; 11 — at Indiana; 14 — Oklahoma State; 18 — Northwestern; 22 — at Michigan; 25 — Minnesota; 28 — at Illinois. **February:** 2 — Penn State; 4 — at Ohio State; 7 — Purdue; 11 — at Penn State; 15 — Illinois; 18 — at Minnesota; 21 — Michigan; 25 — at Northwestern. **March:** 5 — Indiana; 8 — at Iowa; 11 — Wisconsin.


## Series Notes

Wisconsin has won four of the last seven meetings ... The Badgers have won five of the last seven games in Madison, three of which have been in overtime or double-overtime ... Six of the last eight games at the Field House have been decided by seven points or less ... Over the last eight seasons, the Badgers are 8-1 against the Spartans when scoring 65 points or more and 0-7 when scoring less than 65 points.

## Badgers vs. Michigan State

Player	G-GS	MN	FG-A	PCT	3P-A	PCT	FT-A	PCT	REB	AVG	PF-D	AT	TO	BK	ST	PTS	AVG
Conger	1-0	2	1-1	1.000	1-1	1.000	0-0	—	0	0.0	0	0	0	0	0	3	3.0
Finley	6-6	218	44-101	.436	14-38	.368	21-27	.778	39	6.5	9-0	18	10	4	9	123	20.5
Griffith	1-1	33	4-9	.444	0-0	—	0-0	—	8	8.0	3-0	1	1	2	1	8	8.0
Hoskins	2-0	22	1-4	.250	0-0	—	0-0	—	1	0.5	3-0	6	1	0	0	2	1.0
Kelley	6-4	87	10-21	.476	1-1	1.000	0-1	.000	14	2.3	11-0	3	6	0	2	21	3.5
Kilbride	5-4	89	12-22	.545	9-17	.529	0-1	.000	5	1.0	11-0	5	5	0	5	33	6.6
Moore	1-0	6	2-2	1.000	0-0	—	0-0	—	1	1.0	1-0	0	0	0	0	4	4.0
Roberts	2-0	39	5-15	.333	1-7	.143	0-1	.000	5	2.5	0-0	2	2	0	0	4	2.0

## THE SPARTANS



Wed., Jan. 4 at Madison  
Sat., Mar. 11 at East Lansing

### GENERAL INFORMATION

**Location:** East Lansing, MI  
**Population:** 51,392  
**Founded:** 1855  
**Enrollment:** 39,743  
**President:** Peter McPherson  
**Athletic Director:** Merrily Dean Baker  
**Nickname:** Spartans  
**Colors:** Green and White  
**Conference:** Big Ten  
**Arena:** Breslin Center (1989)  
**Capacity:** 15,138

### MEDIA INFORMATION

**Basketball SID:** John Farina  
**Office Phone:** (517) 355-2271  
**Home Phone:** (517) 355-5914  
**Press Row Phone:** (517) 353-1626  
**Fax:** (517) 353-9636

### BASKETBALL INFORMATION

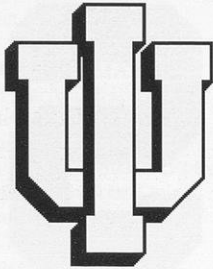
**Head Coach:** Jud Heathcote  
**Alma Mater:** Washington State '50  
**Career Record:** 398-267 (23 years)  
**Record at MSU:** 318-214 (18 years)  
**Record vs. UW:** 22-14  
**Assistant Coaches:** Tom Izzo, Stan Joplin, Brian Gregory  
**Office Phone:** (517) 355-1643  
**1993-94 Record:** 20-12  
**Big Ten Record:** 10-8 (4th-tie)  
**Lettermen Returning/Lost:** 10/3  
**Starters Returning/Lost:** 4/1

### SERIES INFORMATION

**Series Record:** MSU leads 47-46  
**At Madison:** UW leads 34-16  
**At East Lansing:** MSU leads 31-12

# INDIANA

## THE HOOSIERS



Sat., Jan. 7 at Bloomington  
Wed., Mar. 8 at Madison

### GENERAL INFORMATION

**Location:** Bloomington, IN  
**Population:** 60,000  
**Founded:** 1820  
**Enrollment:** 36,000  
**President:** Myles Brand  
**Athletic Director:** Clarence Doninger  
**Nickname:** Hoosiers  
**Colors:** Crimson and Cream  
**Conference:** Big Ten  
**Arena:** Assembly Hall (1971)  
**Capacity:** 17,357

### MEDIA INFORMATION

**Basketball SID:** Gregg Elkin  
**Office Phone:** (812) 855-9399  
**Home Phone:** (812) 330-0550  
**Press Row Phone:** (812) 855-2754  
**Fax:** (812) 855-9401

### BASKETBALL INFORMATION

**Head Coach:** Bob Knight  
**Alma Mater:** Ohio State '62  
**Career Record:** 640-223 (29 years)  
**Record at IU:** 538-173 (23 years)  
**Record vs. UW:** 40-4  
**Assistant Coaches:** Dan Dakich, Norm Ellenberger, Ron Felling  
**Office Phone:** (812) 855-2238  
**1993-94 Record:** 21-9  
**Big Ten Record:** 12-6 (3rd)  
**Lettermen Returning/Lost:** 7/3  
**Starters Returning/Lost:** 3/2

### SERIES INFORMATION

**Series Record:** IU leads 81-46  
**At Madison:** IU leads 37-26  
**At Bloomington:** IU leads 44-20

## Roster

No.	Name	Pos.	Ht.	Cl.	PPG	RPG	Hometown (HS)
3	Charlie Miller	F/G	6-7	Fr.	—	—	Miami, FL (South)
5	Neil Reed	G	6-3	Fr.	—	—	Metairie, LA (East Jefferson)
20	Sherron Wilkerson	G	6-4	So.	3.2	2.3	Jeffersonville, IN (HS)
21	Richard Mandeville	C	7-0	So.	1.1	1.8	La Canada, CA (HS)
23	Steve Hart	G	6-3	So.	3.9	2.0	Terre Haute, IN (South)
25	Pat Knight	G	6-6	Sr.	0.8	0.7	Bloomington, IN (South)
32	Robbie Eggers	F	6-10	Fr.	—	—	Cuyahoga Falls, OH (HS)
33	Rob Hodgson	F	6-7	Fr.	—	—	Mastic Beach, NY (William Floyd)
34	Brian Evans	F	6-8	Jr.	11.9	6.8	Terre Haute, IN (South)
44	Alan Henderson	F	6-9	Sr.	17.8	10.3	Indianapolis, IN (Brebeuf)
45	Andrae Patterson	F	6-8	Fr.	—	—	Abilene, TX (Cooper)
50	Todd Lindeman	C	7-0	Jr.	5.6	3.9	Channing, MI (North Dickinson)

## Schedule

**November:** 21-23 — at Maui Classic; 29 — at Notre Dame. **December:** 3 — vs. Evansville (at RCA Dome, Indianapolis); 7 — vs. Kentucky (at Louisville); 9-10 — Indiana Classic; 17 — Kansas; 21 — Butler; 28-29 — Hoosier Classic (at Market Square Arena, Indianapolis). **January:** 4 — at Iowa; 7 — Wisconsin; 11 — Michigan State; 14 — at Illinois; 18 — at Penn State; 24 — Michigan; 28 — Ohio State; 31 — at Purdue. **February:** 4 — at Northwestern; 8 — Minnesota; 12 — Purdue; 14 — at Ohio State; 19 — at Michigan; 25 — Penn State. **March:** 1 — Illinois; 5 — at Michigan State; 8 — at Wisconsin; 12 — Iowa.

## Series Notes

Indiana has won 27 straight over the Badgers, including 16 in a row at Assembly Hall ... Wisconsin's last victory was a 52-50 win in Madison in 1980 ... The Badgers' last win at Bloomington was in 1977 (66-64) ... In the last four meetings, Indiana is 79 of 96 from the free throw line, while the Badgers are 26 of 39 ... Wisconsin has gone to overtime 11 times against the Hoosiers, more than any other Big Ten opponent ... Ken Barnes scored a school-record 42 points against the Hoosiers in 1965, a record that still stands.

## Badgers vs. Indiana

Player	G-GS	MN	FG-A	PCT	3P-A	PCT	FT-A	PCT	REB	AVG	PF-D	AT	TO	BK	ST	PTS	AVG
Conger	—	—	—	—	—	—	—	—	—	—	—	—	—	—	—	—	—
Finley	4-4	150	22-59	.373	6-20	.300	9-12	.750	24	6.0	15-1	12	9	4	3	59	14.8
Griffith	1-1	33	3-13	.231	0-0	—	1-3	.333	10	10.0	5-1	1	4	3	1	7	7.0
Hoskins	1-0	11	3-6	.500	2-4	.500	0-0	—	2	2.0	1-0	0	0	0	1	8	8.0
Kelley	3-0	19	0-1	.000	0-0	—	0-0	—	6	2.0	5-0	3	1	0	0	0	0.0
Kilbride	3-2	49	11-16	.688	9-13	.692	3-3	1.000	6	2.0	7-1	4	3	0	0	34	11.3
Moore	1-0	4	0-0	—	0-0	—	0-0	—	0	0.0	0-0	0	1	0	0	0	0.0
Roberts	1-0	25	3-9	.333	1-4	.250	0-0	—	1	1.0	2-0	1	1	1	0	7	7.0

# OHIO STATE

## Roster

No.	Name	Pos.	Ht.	Cl.	PPG	RPG	Hometown (HS)
4	Doug Etzler	G	6-0	Sr.	2.6	0.8	Convoy, OH (Crestview)
12	Kevin Martin	F	6-5	Fr.	—	—	Westerville, OH (North)
13	Marlon Minifee	F	6-6	So.	—	—	Chicago, IL (Near North)
21	Carlos Davis	G/F	6-4	Fr.	—	—	Columbus, OH (Eastmoor)
24	Rick Yudt	F	6-7	Jr.	—	—	Portage, IN (HS)
30	Otis Winston	G/F	6-5	Jr.	0.9	0.2	Toronto, OH (HS)
32	Robert Shelton	G	6-3	Fr.	—	—	Gum Springs, VA (Louisa)
40	Rickey Dudley	C/F	6-7	Sr.	3.5	3.8	Henderson, TX (HS)
41	Antonio Watson	C	6-9	Sr.	5.4	3.2	Columbus, OH (Eastmoor)
50	John Lumpkin	C/F	6-9	Fr.	—	—	Dayton, OH (Trotwood-Madison)

## Schedule

**November:** 16 — Ohio; 18-25 — Pre-season NIT; 28 — Drexel; 30 — Marquette. **December:** 12 — at Pennsylvania; 15 — Bethune-Cookman; 17 — at Cleveland State; 22 — Bowling Green; 27 — Morgan State; 30 — at West Virginia. **January:** 4 — at Illinois; 8 — George Mason; 11 — Wisconsin; 14 — Penn State; 18 — at Minnesota; 21 — at Purdue; 25 — Iowa; 28 — at Indiana. **February:** 1 — at Northwestern; 4 — Michigan State; 8 — at Michigan; 11 — Northwestern; 14 — Indiana; 18 — at Iowa; 22 — Purdue; 25 — Minnesota. **March:** 1 — at Penn State; 4 — at Wisconsin; 11 — Illinois.

## Series Notes

Ohio State has won 14 of the last 18 meetings, including 14 in a row at St. John Arena ... The Badgers' last win in Columbus was in 1980 (72-71) ... The Badgers have won two straight over the Buckeyes at the Field House ... Michael Finley's 34-point effort in Wisconsin's win in Madison two years ago was the best ever by a Badger against the Buckeyes.

## Badgers vs. Ohio State

Player	G-GS	MN	FG-A	PCT	3P-A	PCT	FT-A	PCT	RB	AVG	PF-D	AT	TO	BK	ST	PTS	AVG
Conger	2-0	4	0-0	—	0-0	—	0-0	—	0	0.0	2-0	3	0	0	0	0	0.0
Finley	6-6	217	38-81	.469	10-25	.400	25-32	.781	36	6.0	17-1	14	17	5	10	111	18.5
Griffith	1-1	30	3-9	.333	0-0	—	10-16	.625	12	12.0	4-0	0	6	3	0	16	16.0
Hoskins	1-0	12	1-4	.250	0-2	.000	0-0	—	0	0.0	1-0	0	2	0	1	2	2.0
Kelley	4-4	96	8-17	.471	0-1	.000	7-11	.636	18	4.5	8-0	2	7	0	1	23	5.8
Kilbride	4-4	101	6-16	.375	6-13	.462	0-0	—	8	2.0	12-0	5	16	0	2	18	4.5
Moore	2-0	4	0-0	—	0-0	—	0-0	—	1	0.5	0-0	0	0	0	0	0	0.0
Roberts	2-0	45	2-10	.200	2-8	.250	4-6	.667	3	1.5	4-0	0	3	0	2	10	5.0

## THE BUCKEYES



**Wed., Jan. 11 at Columbus**  
**Sat., Mar. 4 at Madison**

### GENERAL INFORMATION

**Location:** Columbus, OH  
**Population:** 615,000  
**Founded:** 1870  
**Enrollment:** 52,000  
**President:** Dr. E. Gordon Gee  
**Athletic Director:** Andy Geiger  
**Nickname:** Buckeyes  
**Colors:** Scarlet and Gray  
**Conference:** Big Ten  
**Arena:** St. John Arena (1957)  
**Capacity:** 13,276

### MEDIA INFORMATION

**SID:** Steve Snapp  
**Office Phone:** (614) 292-6861  
**Home Phone:** (614) 791-9675  
**Press Row Phone:** (614) 292-1813  
**Fax:** (614) 292-8547

### BASKETBALL INFORMATION

**Head Coach:** Randy Ayers  
**Alma Mater:** Miami (OH) '78  
**Career Record:** 98-52 (5 years)  
**Record at OSU:** 98-52 (5 years)  
**Record vs. UW:** 8-2  
**Assistant Coaches:** Dave Cecutti, Randy Roth, Jerry Francis  
**Office Phone:** (614) 292-0505  
**1993-94 Record:** 13-16  
**Big Ten Record:** 6-12 (8th-tie)  
**Lettermen Returning/Lost:** 4/8  
**Starters Returning/Lost:** 2/3

### SERIES INFORMATION

**Series Record:** OSU leads 71-49  
**At Madison:** UW leads 34-27  
**At Columbus:** OSU leads 44-15



# MINNESOTA

## THE GOLDEN GOPHERS



Sat., Jan. 14 at Madison  
Tue., Feb. 28 at Minneapolis

### GENERAL INFORMATION

**Location:** Minneapolis, MN  
**Population:** 370,000  
**Founded:** 1851  
**Enrollment:** 39,000  
**President:** Nils Hasselmo  
**Athletic Director:** Dr. McKinley Boston  
**Nickname:** Golden Gophers  
**Colors:** Maroon and Gold  
**Conference:** Big Ten  
**Arena:** Williams Arena (1928)  
**Capacity:** 14,300

### MEDIA INFORMATION

**Basketball SID:** Bill Crumley  
**Office Phone:** (612) 625-4090  
**Home Phone:** (612) 425-5886  
**Press Row Phone:** (612) 626-1308  
**Fax:** (612) 625-0359

### BASKETBALL INFORMATION

**Head Coach:** Clem Haskins  
**Alma Mater:** Western Kentucky '67  
**Career Record:** 233-185 (14 years)  
**Record at UM:** 132-112 (8 years)  
**Record vs. UW:** 10-6  
**Assistant Coaches:** Milt Barnes, Larry Davis, Bill Brown  
**Office Phone:** (612) 625-3085  
**1993-94 Record:** 21-12  
**Big Ten Record:** 10-8 (4th)  
**Lettermen Returning/Lost:** 7/3  
**Starters Returning/Lost:** 3/2

### SERIES INFORMATION

**Series Record:** UM leads 91-69  
**At Madison:** UW leads 45-32  
**At Minneapolis:** UM leads 59-24

## Roster

No.	Name	Pos.	Ht.	Cl.	PPG	RPG	Hometown (HS)
3	Ryan Wolf	G	6-3	Sr.	1.4	0.7	Martinsville, IN (HS)
11	Hosea Crittenden	G	5-9	Jr.	0.2	0.1	Rosemount, MN (HS)
12	John Thomas	F	6-9	So.	2.5	2.5	Minneapolis, MN (Roosevelt)
20	Darrell Whaley	G	6-4	Fr.	—	—	Detroit, MI (Mumford)
21	Voshon Lenard	G	6-4	Sr.	18.9	3.7	Detroit, MI (Southwestern)
22	David Grim	F	6-7	Jr.	6.8	3.3	Massillon, OH (Washington)
23	Townsend Orr	G	6-1	Sr.	9.9	3.2	Dolton, IL (Thornridge)
25	Micah Watkins	G	6-4	Fr.	—	—	Minneapolis, MN (Minnehaha Acad.)
30	Sam Jacobson	G	6-5	Fr.	—	—	Cottage Grove, MN (Park)
32	Jayson Walton	F	6-6	Sr.	7.0	4.5	Dallas, TX (Kimball)
33	Eric Harris	G	6-1	Fr.	—	—	New York, NY (St. Raymond)
50	Trevor Winter	C	7-0	So.	1.6	1.0	Slayton, MN (HS)
51	Chad Kolander	F/C	6-9	Sr.	6.8	3.9	Owatonna, MN (HS)

## Schedule

**November:** 24-26 — at Great Alaska Shootout; 29 — Sacramento State. **December:** 1 — Central Connecticut State; 11 — Rhode Island; 13 — Cincinnati; 17 — at California; 21 — Texas Southern; 23 — San Jose State; 28 — at James Madison; 31 — Middle Tennessee State. **January:** 4 — Penn State; 7 — at Purdue; 11 — Northwestern; 14 — at Wisconsin; 18 — Ohio State; 21 — Illinois; 25 — at Michigan State; 28 — at Iowa. **February:** 4 — Michigan; 8 — at Indiana; 15 — Iowa; 18 — Michigan State; 22 — at Illinois; 25 — at Ohio State; 28 — Wisconsin. **March:** 4 — at Northwestern; 9 — Purdue; 11 — at Penn State.

## Series Notes

The Golden Gophers swept the season series last year and have won six of the last seven meetings ... The Badgers' 90-53 loss at Williams Arena a year ago was their most lopsided defeat ever against Minnesota ... Minnesota has won 23 of the last 24 meetings at Williams Arena, while the Badgers have won six of the last eight games at the Field House ... Wisconsin's last win at Minneapolis was a 70-64 triumph in 1986 ... Over the last seven years, the Badgers are 5-3 against the Golden Gophers when scoring 70 points or more and 0-6 when scoring less than 70 points ... Wisconsin has played Minnesota 160 times, more than any other opponent.

## Badgers vs. Minnesota

Player	G-GS	MN	FG-A	PCT	3P-A	PCT	FT-A	PCT	REB	AVG	PF-D	AT	TO	BK	ST	PTS	AVG
Conger	2-0	9	2-3	.667	1-2	.500	0-0	—	1	0.5	1-0	0	1	0	0	5	2.5
Finley	6-6	211	38-81	.469	14-37	.378	21-28	.750	29	4.8	20-1	14	24	3	3	111	18.5
Griffith	1-1	28	1-4	.250	0-0	—	1-4	.250	6	6.0	0-0	1	3	2	0	3	3.0
Hoskins	1-0	15	1-2	.500	1-2	.500	0-0	—	1	1.0	0-0	3	2	0	1	3	3.0
Kelley	5-4	97	5-17	.294	1-2	.500	6-10	.600	21	4.2	10-1	2	6	0	2	17	3.4
Kilbride	5-4	109	7-29	.241	5-22	.227	9-12	.750	7	1.4	16-1	12	10	0	5	28	5.6
Moore	2-0	17	2-2	1.000	0-0	—	2-2	1.000	3	1.5	1-0	0	0	0	0	6	3.0
Roberts	1-0	26	3-8	.375	2-5	.400	3-4	.750	3	3.0	1-0	1	5	0	0	11	11.0

## Roster

No.	Name	Pos.	Ht.	Cl.	PPG	RPG	Hometown (HS/Last School)
3	Kenyon Murray	F	6-5	Jr.	12.3	5.8	Battle Creek, MI (Central)
4	Jess Settles	F	6-7	So.	15.3	7.5	Winfield, IA (Winfield-Mt. Union)
5	Andre Woolridge	G	6-1	So.	—	—	Omaha, NE (Benson/Nebraska)
11	Kevin Skillett	G	6-3	Sr.	2.0	1.7	Silvis, IL (United Township)
13	Mon'ter Glesper	G	6-2	Jr.	4.8	2.8	Albion, MI (HS)
14	Chris Kingsbury	G	6-5	So.	8.2	2.6	Hamilton, OH (HS)
24	James Head	F	6-7	Fr.	—	—	Canton, MI (Plymouth Salem)
30	John Carter	F/C	6-9	Sr.	2.5	2.1	Oklahoma City, OK (Star Spencer)
32	Kent McCausland	G	6-3	Fr.	—	—	Waterloo, IA (West)
42	Ryan Bowen	F	6-9	Fr.	—	—	Ft. Madison, IA (HS)
44	Jim Bartels	G/F	6-6	Sr.	11.5	5.5	Freedom, WI (HS)
52	Russ Millard	F/C	6-8	Jr.	11.2	5.3	Cedar Rapids, IA (Washington)
55	Greg Helmers	F/C	6-10	Fr.	—	—	Palmer, IA (Pomeroy-Palmer)

## Schedule

**November:** 25 — Morgan State; 29 — at Drake. **December:** 2-3 — Hawkeye Invitational; 7 — Northern Iowa; 10 — Iowa State; 17 — Long Island; 20 — Western Carolina; 23 — at BYU-Hawaii; 27-30 — at Rainbow Classic (Honolulu). **January:** 4 — Indiana; 7 — at Michigan State; 11 — at Michigan; 14 — Purdue; 21 — Wisconsin; 25 — at Ohio State; 28 — Minnesota. **February:** 1 — Illinois; 4 — at Penn State; 9 — Northwestern; 11 — at Illinois; 15 — at Minnesota; 18 — Ohio State; 22 — at Wisconsin. **March:** 1 — at Purdue; 5 — Michigan; 8 — Michigan State; 12 — at Indiana.

## Series Notes

The Badgers snapped a three-game losing streak at the hands of the Hawkeyes with a 95-71 win at the Field House last season ... Last year's output was the most points the Badgers have scored against Iowa since 1974, as well as the biggest margin of victory since 1974 ... Wisconsin won five in a row over Iowa from 1989 to 1991, including a pair of wins at Carver-Hawkeye Arena ... In the last three meetings, Iowa has outscored Wisconsin 66-31 from the free throw line, going to the line 89 times compared to the Badgers' 42.

## Badgers vs. Iowa

Player	G-GS	MN	FG-A	PCT	3P-A	PCT	FT-A	PCT	REB	AVG	PF-D	AT	TO	BK	ST	PTS	AVG
Conger	2-0	3	0-1	.000	0-1	.000	0-0	—	2	2.0	1-0	0	1	0	0	0	0.0
Finley	4-4	138	31-65	.477	6-20	.300	17-18	.944	34	8.5	9-0	15	13	6	7	85	21.3
Griffith	1-1	18	8-11	.727	0-0	—	3-4	.750	3	3.0	2-0	0	1	2	1	19	19.0
Hoskins	1-0	14	1-2	.500	0-0	—	0-0	—	1	1.0	1-0	4	0	0	2	2	2.0
Kelley	2-1	34	2-5	.400	0-0	—	2-2	1.000	8	4.0	2-0	0	4	0	0	6	3.0
Kilbride	3-2	47	5-13	.385	3-9	.333	0-0	—	7	2.3	9-0	8	4	0	0	13	4.3
Moore	2-0	14	1-3	.333	0-0	—	1-1	1.000	2	1.0	2-0	1	2	0	0	3	1.5
Roberts	1-0	10	1-5	.200	0-1	.000	0-0	—	2	2.0	1-0	0	1	0	1	2	2.0

## THE HAWKEYES



Sat., Jan. 21 at Iowa City  
Wed., Feb. 22 at Madison

### GENERAL INFORMATION

**Location:** Iowa City, IA  
**Population:** 50,000  
**Founded:** 1847  
**Enrollment:** 28,000  
**President:** Hunter Rawlings III  
**Athletic Director:** Bob Bowlsby  
**Nickname:** Hawkeyes  
**Colors:** Old Gold and Black  
**Conference:** Big Ten  
**Arena:** Carver-Hawkeye Arena (1983)  
**Capacity:** 15,500

### MEDIA INFORMATION

**Basketball SID:** Steve Roe  
**Office Phone:** (319) 335-9411  
**Home Phone:** (319) 339-0980  
**Press Row Phone:** (319) 335-7284  
**Fax:** (319) 335-9417

### BASKETBALL INFORMATION


**Head Coach:** Tom Davis  
**Alma Mater:** UW-Platteville '60  
**Career Record:** 437-238 (23 years)  
**Record at UI:** 163-88 (8 years)  
**Record vs. UW:** 8-6  
**Assistant Coaches:** Gary Close, Rich Walker, Frank DiLeo  
**Office Phone:** (319) 335-9444  
**1993-94 Record:** 11-16  
**Big Ten Record:** 5-13 (10th-tie)  
**Lettermen Returning/Lost:** 8/1  
**Starters Returning/Lost:** 4/1

### SERIES INFORMATION

**Series Record:** UI leads 66-56  
**At Madison:** UW leads 38-26  
**At Iowa City:** UI leads 40-18

# PENN STATE

## THE NITTANY LIONS



**Thu., Jan. 26 at Madison**  
**Sat., Feb. 18 at University Park**

### GENERAL INFORMATION

**Location:** University Park, PA  
**Population:** 41,317  
**Founded:** 1855  
**Enrollment:** 30,500  
**President:** Dr. Joab Thomas  
**Athletic Director:** Tim Curley  
**Nickname:** Nittany Lions  
**Colors:** Blue and White  
**Conference:** Big Ten  
**Arena:** Rec Hall (1928)  
**Capacity:** 6,846

### MEDIA INFORMATION

**Basketball SID:** Jeff Brewer  
**Office Phone:** (814) 865-1757  
**Home Phone:** (814) 231-2009  
**Press Row Phone:** (814) 863-3516  
**Fax:** (814) 863-3165

### BASKETBALL INFORMATION

**Head Coach:** Bruce Parkhill  
**Alma Mater:** Lock Haven '71  
**Career Record:** 249-233 (17 years)  
**Record at PSU:** 160-158 (11 years)  
**Record vs. UW:** 1-3  
**Assistants:** Jerry Dunn, Ed DeChellis,  
 Monroe Brown  
**Office Phone:** (814) 865-5494  
**1992-93 Record:** 13-14  
**Big Ten Record:** 6-12 (8th-tie)  
**Lettermen Returning/Lost:** 9/4  
**Starters Returning/Lost:** 4/1

### SERIES INFORMATION

**Series Record:** UW leads 3-1  
**At Madison:** Tied 1-1  
**At University Park:** UW leads 2-0

## Roster

No.	Name	Pos.	Ht.	Cl.	PPG	RPG	Hometown (HS/Last School)
5	T.J. McNulty	G/F	6-5	Fr.	—	—	Scranton, PA (Bishop Hannan)
10	Dan Earl	G	6-3	So.	8.4	2.5	Medford Lakes, NJ (Shawnee)
11	Chris Rogers	G	6-0	Jr.	0.6	0.3	Bellefonte, PA (Area)
12	Donovan Williams	G	6-1	Sr.	3.4	1.2	Eatonville, FL (Edgewater)
13	John Amaechi	C/F	6-10	Sr.	16.9	8.9	Manchester, Eng. (Toledo St. John's)
14	Damien Knight	G	6-2	Fr.	—	—	Miami, FL (Edison)
15	Rahsaan Carlton	F	6-6	Jr.	10.1	3.1	Harrisburg, PA (Susquehanna)
22	Greg Bartram	G/F	6-5	Sr.	6.4	2.6	Chapmanville, WV (Logan)
31	Nate Althouse	G	5-10	Sr.	0.3	0.4	Lititz, PA (Warwick)
32	Pete Lisicky	G	6-4	Fr.	—	—	Whitehall, PA (HS)
33	Glenn Sekunda	F	6-7	Jr.	—	—	Morris Plains, NJ (Syracuse Univ.)
45	Michael Joseph	C	6-10	Sr.	1.6	1.6	Oldsmar, FL (East Lake)
50	Phil Williams	F	6-8	So.	5.4	5.3	Frederick, MD (Thomas Johnson)
52	Calvin Booth	C	6-11	Fr.	—	—	Columbus, OH (Groveport-Madison)

## Schedule

**November:** 25 — Mount St. Mary's; 30 — at Duquesne. **December:** 3 — Vanderbilt; 6 — Maryland-Eastern Shore; 8 — Bucknell; 10 — Central Connecticut state; 22 — Akron; 28-30 — at Fiesta Bowl Classic. **January:** 4 — at Minnesota; 8 — Michigan; 14 — at Ohio State; 18 — Indiana; 21 — Northwestern; 26 — at Wisconsin; 28 — Purdue. **February:** 2 — at Michigan State; 4 — Iowa; 8 — at Illinois; 11 — Michigan State; 15 — at Purdue; 18 — Wisconsin; 22 — at Northwestern; 25 — at Indiana. **March:** 1 — Ohio State; 8 — at Michigan; 11 — Minnesota.

## Series Notes

The Badgers have won both meetings at University Park, winning 75-68 two seasons ago and 71-56 last year ... Michael Finley scored 27 and 23 points in the two games at Rec Hall and has averaged 20.0 points in four games against the Nittany Lions ... the Badgers have been outrebounded in three of the four games.

## Badgers vs. Penn State

Player	G-GS	MN	FG-A	PCT	3P-A	PCT	FT-A	PCT	REB	AVG	PF-D	AT	TO	BK	ST	PTS	AVG
Conger	2-0	6	0-0	—	0-0	—	0-0	—	0	0.0	0-0	0	0	0	0	0	0.0
Finley	4-4	137	28-62	.452	7-18	.389	17-24	.708	30	7.5	7-0	13	5	1	5	80	20.0
Griffith	2-2	44	13-21	.619	0-0	—	2-7	.286	14	7.0	6-0	2	4	3	1	28	14.0
Hoskins	1-0	8	1-3	.333	0-1	.000	0-0	—	1	1.0	0-0	0	0	0	1	2	2.0
Kelley	4-4	79	5-13	.385	0-0	—	2-2	1.000	16	4.0	13-2	3	7	1	1	12	3.0
Kilbride	4-4	102	9-20	.450	8-19	.421	3-4	.750	4	1.0	9-0	3	4	0	2	29	7.3
Moore	1-0	1	0-0	—	0-0	—	0-0	—	0	0.0	0-0	0	0	0	0	0	0.0
Roberts	2-0	34	6-11	.545	1-4	.250	2-2	1.000	4	2.0	4-0	1	1	0	1	15	7.5

# NORTHWESTERN

## Roster

No.	Name	Pos.	Ht.	Cl.	PPG	RPG	Hometown (HS)
3	Matt Purdy	F	6-6	Sr.	2.9	2.1	Santa Barbara, CA (HS)
4	Cedric Neloms	F	6-5	Sr.	11.7	4.3	Leighton, AL (Colbert County)
10	Kenneth Lee	G	6-5	Sr.	3.2	1.2	Louisville, KY (Ballard)
12	Jevon Johnson	G	6-3	So.	1.4	0.4	Savannah, GA (HS)
13	Joe Branch	G	6-4	Fr.	—	—	Houston, TX (Kincaid)
22	Craig Duerksen	G	6-4	Jr.	—	—	Hillsboro, KS (HS/Hutchinson CC)
23	Darreion Dean	F	6-5	Fr.	—	—	Houston, TX (Kincaid)
25	Geno Carlisle	G	6-2	Fr.	—	—	Grand Rapids, MI (Ottawa Hills)
34	T.J. Rayford	F	6-7	Sr.	0.9	1.2	Waynesboro, GA (Burke County)
42	Evan Eschmeyer	C	6-11	So.	—	—	New Knoxville, OH (HS)
44	Dewey Williams	F	6-9	Sr.	4.2	2.5	Indianapolis, IN (North Central)
45	Dan Kreft	C	7-0	Jr.	0.9	0.5	Coral Gables, FL (HS/Polk CC)
51	Brian Chamberlain	F	6-7	Jr.	—	—	O'Fallon, IL (HS/Olney Central CC)

## Schedule

**November:** 26 — Alcorn State; 28 — Loyola (IL). **December:** 2-3 — at Marquette Classic; 10 — Central Michigan; 13 — Youngstown State; 17 — at DePaul; 21 — at Western Illinois; 31 — at Illinois State. **January:** 7 — Illinois; 11 — at Minnesota; 14 — Michigan; 18 — at Michigan State; 21 — at Penn State; 25 — Purdue; 28 — at Wisconsin. **February:** 1 — Ohio State; 4 — Indiana; 9 — at Iowa; 11 — at Ohio State; 15 — Wisconsin; 18 — at Purdue; 22 — Penn State; 25 — Michigan State. **March:** 1 — at Michigan; 4 — Minnesota; 8 — at Illinois.

## Series Notes

The Badgers have won 17 of the last 22 games, but the Wildcats have won three in a row ... Northwestern swept the series last season for the first time since 1976 ... The Wildcats have won four of the last five at Welsh-Ryan Arena ... The Wildcats' victory at Madison last year snapped an 11-game losing streak at the Field House.

## Badgers vs. Northwestern

Player	G-GS	MN	FG-A	PCT	3P-A	PCT	FT-A	PCT	REB	AVG	PF-D	AT	TO	BK	ST	PTS	AVG
Conger	1-0	6	0-3	.000	0-2	.000	0-0	—	0	0.0	1-0	0	1	0	0	0	0.0
Finley	6-6	181	24-78	.308	10-35	.286	10-12	.833	32	5.3	15-1	18	15	7	5	68	11.3
Griffith	2-1	50	10-19	.526	0-0	—	4-6	.667	16	8.0	6-1	3	5	6	0	24	12.0
Hoskins	2-0	21	3-7	.429	1-3	.333	0-0	—	4	2.0	0-0	0	1	0	0	7	3.5
Kelley	4-4	70	6-16	.375	0-2	.000	5-7	.714	16	4.0	11-0	1	6	2	4	17	4.3
Kilbride	4-4	94	11-21	.524	9-17	.529	0-0	—	6	1.5	14-1	4	6	0	5	31	7.8
Moore	—	—	—	—	—	—	—	—	—	—	—	—	—	—	—	—	—
Roberts	2-0	29	2-7	.286	1-4	.250	3-3	1.000	5	2.5	2-0	0	2	0	0	8	4.0

## THE WILDCATS



Sat., Jan. 28 at Madison  
Wed., Feb. 15 at Evanston

### GENERAL INFORMATION

**Location:** Evanston, IL  
**Population:** 73,750  
**Founded:** 1851  
**Enrollment:** 7,400  
**President:** Arnold Weber  
**Acting Athletic Director:** Ken Kraft  
**Nickname:** Wildcats  
**Colors:** Purple and White  
**Conference:** Big Ten  
**Arena:** Welsh-Ryan Arena (1951)  
**Capacity:** 8,117

### MEDIA INFORMATION

**Media Services:** Greg Shea  
**Office Phone:** (708) 491-8816  
**Home Phone:** (312) 935-1436  
**Press Row Phone:** (708) 491-8852  
**Fax:** (708) 491-8818

### BASKETBALL INFORMATION


**Head Coach:** Ricky Byrdsong  
**Alma Mater:** Iowa State '78  
**Career Record:** 68-101 (6 years)  
**Record at NU:** 15-14 (1 year)  
**Record vs. UW:** 2-0  
**Assistant Coaches:** Paul Swanson, Shawn Parrish, Jamal Meeks  
**Office Phone:** (708) 491-7906  
**1993-94 Record:** 15-14  
**Big Ten Record:** 5-13 (10th-tie)  
**Lettermen Returning/Lost:** 7/5  
**Starters Returning/Lost:** 1/4

### SERIES INFORMATION

**Series Record:** UW leads 85-54  
**At Madison:** UW leads 50-19  
**At Evanston:** NU leads 32-29  
**At Chicago:** UW leads 6-3

# MICHIGAN

## THE WOLVERINES



Wed., Feb. 1 at Ann Arbor  
Sat., Feb. 11 at Madison

### GENERAL INFORMATION

**Location:** Ann Arbor, MI  
**Population:** 115,000  
**Founded:** 1837  
**Enrollment:** 36,845  
**President:** James J. Duderstadt  
**Athletic Director:** M. Joe Roberson  
**Nickname:** Wolverines  
**Colors:** Maize and Blue  
**Conference:** Big Ten  
**Arena:** Crisler Arena (1967)  
**Capacity:** 13,562

### MEDIA INFORMATION

**SID:** Bruce Madej  
**Office Phone:** (313) 763-4423  
**Home Phone:** (313) 971-2549  
**Press Row Phone:** (313) 998-7188  
**Fax:** (313) 747-1188

### BASKETBALL INFORMATION

**Head Coach:** Steve Fisher  
**Alma Mater:** Illinois State '67  
**Career Record:** 123-45 (5 years)  
**Record at UM:** 123-45 (5 years)  
**Record vs. UW:** 8-2  
**Assistant Coaches:** Brian Dutcher, Scott Perry, Jay Smith  
**Office Phone:** (313) 763-5504  
**1993-94 Record:** 24-8  
**Big Ten Record:** 13-5 (2nd)  
**Lettermen Returning/Lost:** 7/5  
**Starters Returning/Lost:** 3/2

### SERIES INFORMATION

**Series Record:** UM leads 76-47  
**At Madison:** UW leads 32-30  
**At Ann Arbor:** UM leads 45-14  
**At Neutral Sites:** Tied 1-1

## Roster

No.	Name	Pos.	Ht.	Cl.	PPG	RPG	Hometown (HS)
3	Makhtar Ndiaye	C	6-8	So.	1.7	2.2	Dakar, Senegal (Oak Hill, VA, Acad.)
10	Travis Conlan	G	6-5	Fr.	—	—	St. Clair Shores, MI (Lake Shore)
11	Dugan Fife	G	6-2	Jr.	6.5	2.7	Clarkston, MI (HS)
13	Willie Mitchell	F/G	6-7	Fr.	—	—	Detroit, MI (Pershing)
20	Olivier Saint Jean	F	6-7	So.	3.6	2.3	Versailles, France (Evreux Club)
21	Ray Jackson	F	6-6	Sr.	11.4	6.3	Austin, TX (L.B.J.)
23	Maurice Taylor	C/F	6-9	Fr.	—	—	Detroit, MI (Henry Ford)
24	Jimmy King	G	6-5	Sr.	12.3	3.8	Plano, TX (East)
30	Maceo Baston	C/F	6-9	Fr.	—	—	Dallas, TX (Spruce)
31	Bobby Crawford	G	6-3	So.	4.3	1.6	Houston, TX (Eisenhower)
32	Jerod Ward	F/G	6-9	Fr.	—	—	Clinton, MS (HS)
44	Chris Fields	F	6-5	Jr.	0.8	0.4	Detroit, MI (Renaissance)

## Schedule

**November:** 21-23 — at Maui Classic; 30 — vs. Arizona (at Auburn Hills, MI). **December:** 3 — at Tennessee-Chattanooga; 5 — Detroit; 10 — at Duke; 13 — Pennsylvania; 22 — Jackson State; 29-30 — at U.S. West Cellular Air Time Tournament (Seattle, WA). **January:** 3 — Purdue; 8 — at Penn State; 11 — Iowa; 14 — at Northwestern; 17 — at Illinois; 22 — Michigan State; 24 — at Indiana; 29 — St. John's. **February:** 1 — Wisconsin; 4 — at Minnesota; 8 — Ohio State; 11 — at Wisconsin; 19 — Indiana; 21 — at Michigan State; 26 — Illinois. **March:** 1 — Northwestern; 5 — at Iowa; 8 — Penn State; 12 — at Purdue.

## Series Notes

The Wolverines have won 17 of the last 19 meetings, including 11 in a row at Crisler Arena ... Wisconsin's last win at Michigan was a 65-63 victory in 1982 ... The Badgers have not swept a season series from the Wolverines since 1979.

## Badgers vs. Michigan

Player	G-GS	MN	FG-A	PCT	3P-A	PCT	FT-A	PCT	REB	AVG	PF-D	AT	TO	BK	ST	PTS	AVG
Conger	1-0	15	1-4	.250	1-3	.333	0-0	—	0	0.0	0-0	2	2	0	0	3	3.0
Finley	6-6	218	47-93	.505	18-44	.409	31-39	.795	43	7.2	16-0	19	21	3	6	143	23.8
Griffith	2-2	55	7-11	.636	0-0	—	4-7	.571	15	7.5	5-0	1	8	5	2	18	9.0
Hoskins	2-0	14	0-0	—	0-0	—	1-2	.500	1	0.5	2-0	2	2	0	0	1	0.5
Kelley	6-4	89	7-22	.318	0-0	—	2-3	.667	25	4.2	12-0	3	7	0	0	16	2.7
Kilbride	5-3	80	8-19	.421	6-15	.400	6-6	1.000	4	0.8	13-1	3	9	0	1	28	5.6
Moore	1-0	1	0-0	—	0-0	—	0-0	—	0	0.0	0-0	0	0	0	0	0	0.0
Roberts	2-0	43	3-9	.333	2-6	.333	1-2	.500	4	2.0	4-0	5	6	1	22	9	4.5

# ILLINOIS

## Roster

No.	Name	Pos.	Ht.	Cl.	PPG	RPG	Hometown (HS)
10	Robert Rogers	G	6-0	Fr.	—	—	Glenwood, IL (Homewood-Flossmoor)
21	Matt Heldman	G	6-0	Fr.	—	—	Libertyville, IL (HS)
22	Kiwane Garriss	G	6-2	So.	15.9	3.5	Chicago, IL (Westinghouse)
24	Richard Keene	G	6-6	Jr.	8.0	3.5	Collinsville, IL (HS)
25	Bryant Notree	G	6-4	Fr.	—	—	Chicago, IL (Simeon)
30	Robert Bennett	F	6-6	Sr.	5.0	3.7	Chicago, IL (Julian)
31	Brett Robisch	C	6-10	Fr.	—	—	Springfield, IL (Calvary)
32	Jerry Gee	F	6-7	Fr.	—	—	Chicago, IL (St. Martin de Porres)
33	Kevin Turner	G	6-3	Fr.	—	—	Chicago, IL (Simeon)
35	Shelly Clark	C	6-9	Sr.	9.5	6.4	Chicago, IL (S. Shore/Indian Hills CC)
40	Jerry Hester	F	6-6	So.	8.1	4.0	Peoria, IL (Manual)
45	Chris Gandy	F	6-9	So.	3.4	1.9	Kankakee, IL (Bradley-Bourbonnais)
52	Steve Roth	C	6-10	Sr.	1.6	1.6	Belleville, IL (East)

## Schedule

**November:** 25-27 — at San Juan Shootout. **December:** 3 — vs. Duke (at Chicago); 5 — at Kansas State; 9-10 — Illini/Pepsi Classic; 17 — Illinois-Chicago; 19 — Mercer; 22 — vs. Missouri (at St. Louis); 27 — at Connecticut; 29 — Memphis State. **January:** 4 — Ohio State; 7 — at Northwestern; 10 — at Purdue; 14 — Indiana; 17 — Michigan; 21 — at Minnesota; 28 — Michigan State. **February:** 1 — at Iowa; 4 — at Wisconsin; 8 — Penn State; 11 — Iowa; 15 — at Michigan State; 22 — Minnesota; 26 — at Michigan. **March:** 1 — at Indiana; 4 — Purdue; 8 — Northwestern; 11 — at Ohio State.

## Series Notes

Illinois has won 22 of the last 27 meetings, but the teams have split the last eight contests ... Wisconsin has won five of the last six at the Field House ... The Badgers have not swept a season series from the Fighting Illini since 1962.

## Badgers vs. Illinois

Player	G-GS	MN	FG-A	PCT	3P-A	PCT	FT-A	PCT	REB	AVG	PF-D	AT	TO	BK	ST	PTS	AVG
Conger	1-0	4	0-0	—	0-0	—	0-0	—	0	0.0	2-0	0	1	0	0	0	0.0
Finley	6-6	221	48-99	.485	10-27	.370	25-34	.735	40	6.7	20-1	16	18	2	2	131	21.8
Griffith	2-2	62	7-14	.500	0-0	—	11-16	.688	13	6.5	5-0	1	5	8	0	25	12.5
Hoskins	2-0	21	1-6	.167	1-5	.200	4-4	1.000	2	1.0	4-0	4	4	0	2	7	3.5
Kelley	5-4	80	9-20	.450	1-1	1.000	5-6	.833	12	2.4	14-0	2	4	1	2	24	4.8
Kilbride	5-4	106	9-21	.429	5-14	.357	4-6	.667	6	1.2	11-0	3	8	0	4	27	5.4
Moore	—	—	—	—	—	—	—	—	—	—	—	—	—	—	—	—	—
Roberts	2-0	11	0-3	.000	0-1	.000	0-0	—	1	0.5	0-0	0	1	0	0	0	0.0

## THE FIGHTING ILLINI



Sat., Feb. 4 at Madison

### GENERAL INFORMATION

**Location:** Champaign-Urbana, IL  
**Population:** 111,172  
**Founded:** 1867  
**Enrollment:** 36,000  
**President:** Stanley O. Ikenberry  
**Athletic Director:** Ron Guenther  
**Nickname:** Fighting Illini  
**Colors:** Orange and Blue  
**Conference:** Big Ten  
**Arena:** Assembly Hall (1963)  
**Capacity:** 16,321

### MEDIA INFORMATION

**Basketball SID:** Dick Barnes  
**Office Phone:** (217) 333-1391  
**Home Phone:** (217) 384-8113  
**Press Row Phone:** (217) 333-1227  
**Fax:** (217) 333-5540

### BASKETBALL INFORMATION


**Head Coach:** Lou Henson  
**Alma Mater:** New Mexico State '55  
**Career Record:** 626-306 (32 years)  
**Record at UI:** 386-199 (19 years)  
**Record vs. UW:** 30-8  
**Assistant Coaches:** Dick Nagy, Jimmy Collins, Mark Bial  
**Office Phone:** (217) 333-3400  
**1993-94 Record:** 17-11  
**Big Ten Record:** 10-8 (4th-tie)  
**Lettermen Returning/Lost:** 7/4  
**Starters Returning/Lost:** 3/2

### SERIES INFORMATION

**Series Record:** UI leads 94-58  
**At Madison:** UW leads 43-35  
**At Champaign:** UI leads 59-15

# PURDUE

## THE BOILERMAKERS



Sun., Feb. 26 at W. Lafayette

### GENERAL INFORMATION

Location: West Lafayette, IN

Population: 21,247

Founded: 1869

Enrollment: 35,161

President: Dr. Stephen C. Beering

Athletic Director: Morgan Burke

Nickname: Boilermakers

Colors: Old Gold and Black

Conference: Big Ten

Arena: Mackey Arena (1967)

Capacity: 14,123

### MEDIA INFORMATION

Basketball SID: Steve Allen

Office Phone: (317) 494-3202

Home Phone: (317) 463-7100

Press Row Phone: (317) 494-6364

Fax: (317) 494-5447

### BASKETBALL INFORMATION

Head Coach: Gene Keady

Alma Mater: Kansas State '58

Career Record: 335-154 (16 years)

Record at PU: 297-135 (14 years)

Record vs. UW: 25-3

Assistant Coaches: Bruce Weber,

Frank Kendrick, Jay Price

Office Phone: (317) 494-3214

1993-94 Record: 29-5

Big Ten Record: 14-4 (1st)

Lettermen Returning/Lost: 9/5

Starters Returning/Lost: 4/1

### SERIES INFORMATION

Series Record: PU leads 89-51

At Madison: UW leads 36-34

At West Lafayette: PU leads 55-15

## Roster

No.	Name	Pos.	Ht.	Cl.	PPG	RPG	Hometown (HS)
3	Chad Austin	G	6-2	Fr.	—	—	Richmond, IN (HS)
11	Matt Waddell	G	6-4	Sr.	11.3	3.9	Tipton, IN (HS)
14	Matt ten Dam	C	7-2	Fr.	—	—	Almelo, Holland (Northfield, IN)
15	Tim Ervin	G	5-6	Sr.	—	—	Chicago, IL (Providence-St. Mel)
20	Todd Foster	G	6-1	Jr.	2.1	1.0	Washington, IL (Community)
21	Herb Dove	G	6-5	Jr.	3.7	2.5	Indianapolis, IN (Perry Meridian)
22	Cuonzo Martin	F	6-6	Sr.	16.3	4.3	East St. Louis, IL (Lincoln)
23	Porter Roberts	G	6-3	Jr.	5.3	3.2	Chattanooga, TN (Arts & Sciences)
31	David Lesmond	F	6-8	Fr.	—	—	Pierrefitte, France (Robinson, IL)
33	Justin Jennings	F	6-6	Jr.	4.2	1.8	Grand Rapids, MI (Central)
42	Brandon Brantley	F	6-8	Jr.	4.5	4.5	East Chicago, IN (Andean)
44	Roy Hairston	F	6-8	Jr.	—	—	Jersey City, NJ (Snyder)
52	Brad Miller	C	6-11	Fr.	—	—	Kendallville, IN (East Noble)
55	Paul Gilvydis	F	6-9	So.	0.0	0.7	Farmington Hills, MI (Harrison)

## Schedule

**November:** 25-27 — at Big Island Invitational (Hilo, Hawaii); 30 — vs. Missouri (at Auburn Hills, MI). **December:** 3 — at James Madison; 6 — at Western Michigan; 9-10 — Boilermaker Invitational; 17 — vs. New Orleans (at Market Square Arena, Indianapolis); 22 — at Tennessee-Chattanooga; 28 — Weber State; 30 — Central Michigan. **January:** 3 — at Michigan; 7 — Minnesota; 10 — Illinois; 14 — at Iowa; 21 — Ohio State; 25 — at Northwestern; 28 — at Penn State; 31 — Indiana. **February:** 7 — at Michigan State; 12 — at Indiana; 15 — Penn State; 18 — Northwestern; 22 — at Ohio State; 26 — Wisconsin. **March:** 1 — Iowa; 4 — at Illinois; 9 — at Minnesota; 12 — Michigan.

## Series Notes

Purdue has won 37 of the last 41 meetings, including 22 in a row at Mackey Arena ... The Badgers' last win at West Lafayette was in 1972 (84-65) ... Wisconsin hasn't swept a season series from the Boilermakers since 1972 ... Michael Finley's 33-point effort in a 90-87 double-overtime loss two seasons ago was the highest total ever by a Badger versus Purdue.

## Badgers vs. Purdue

Player	G-GS	MN	FG-A	PCT	3P-A	PCT	FT-A	PCT	REB	AVG	PF-D	AT	TO	BK	ST	PTS	AVG
Conger	—	—	—	—	—	—	—	—	—	—	—	—	—	—	—	—	—
Finley	6-6	235	35-85	.412	11-28	.393	27-38	.711	27	4.5	17-0	22	11	3	21	108	18.0
Griffith	1-1	36	5-10	.500	0-0	—	8-13	.615	16	16.0	3-0	1	2	2	0	18	18.0
Hoskins	1-0	5	0-0	—	0-0	—	0-0	—	0	0.0	0-0	0	2	0	0	0	0.0
Kelley	6-4	103	13-23	.565	0-2	.000	3-8	.375	17	2.8	14-0	6	7	0	0	29	4.8
Kilbride	5-4	125	12-30	.400	10-21	.476	3-4	.750	9	1.8	11-0	9	7	0	4	37	7.4
Moore	1-0	1	0-0	—	0-0	—	0-0	—	0	0.0	0-0	0	1	0	0	0	0.0
Roberts	2-0	22	2-8	.250	0-3	.000	0-0	—	2	1.0	0-0	2	2	0	0	4	2.0



# SEASON REVIEW



# SEASON REVIEW

*"You can't tell me that 10, 15 or 20 years from now, people won't look back and remember who did it."*

—Stu Jackson, March 13, 1994, upon receiving Wisconsin's first NCAA tournament bid since 1947

**T**he team that did it. This is how the 1993-94 Wisconsin basketball team will be remembered in the annals of UW sports history. A team that started the season with great expectations brought on by an exciting second-year coach, a nationally recognized recruiting class and a solid core of returning players, and lived up to those expectations by nailing down a trip to the "Big Dance."

From the beginning of the season, it was obvious that this was as good a Wisconsin basketball team as had ever been seen in Madison. Junior Michael Finley, an honorable mention all-America selection as a sophomore, returned to the squad following a summer of international competition that earned him USA Basketball Player of the Year honors. Point guard Tracy Webster was back for his final campaign after back-to-back seasons of all-Big Ten mention. Also returning were junior starters Andy Kilbride and Brian Kelley.

With as much experience and athleticism as the Badgers had returning, the Madison faithful would have had high expectations regardless, but with a top-10 recruiting class in the mix, there was a growing feeling that an NCAA bid was a must. Center Rashard Griffith, hailed as the best recruit ever at Wisconsin, swingman Jalil Roberts and guard Darnell Hoskins made up the freshman class that was expected to help put the Badgers over the 47-year hump that existed in the program.

The non-conference season did nothing to slow down tournament talk. In the first game of the season, a 106-84 waxing of UW-Milwaukee, Griffith showed why he was among the top 10 recruits in the country. A monster line of 27 points, 12 rebounds and six assists gave hope that

the Badgers now had the inside presence to complete their offensive package. Though Griffith would lead Wisconsin in scoring in only three more games, the UWM game showed just how dominant he could be at the top of his game.

The Badgers completed a sweep of the in-state competition in the non-conference season with a 64-50 win over UW-Green Bay and a 71-52 victory over Marquette, both eventual NCAA tournament teams. Trailing 36-35 against the 24th-ranked Warriors with under 17 minutes to play, the Badgers went on a 26-7 run to blow the game open. Most impressive



*Tracy Webster set school records for assists and steals in a career, leading the Big Ten in steals for the second consecutive season.*

was the Badger defense that held Marquette to nine points through nearly 17 minutes of the second half and 18 for the entire 20 minutes. That style of defense led the Badgers to their best season field goal defense (.420) since 1973-74.

The Marquette game also marked the end of an undefeated non-conference schedule (9-0), a feat that had not been accomplished in Madison since the 1929-30 season. It was that non-conference

slate, complete with road games at defending Southwest Conference champion Texas Tech and Loyola Marymount and a home game with Stanford, that would put the Badgers on track to post-season play.

The conference season began with a road game at Penn State, a lower-division team in the Big Ten, but a tough venue to visit. Wisconsin was impressive in a 71-56 victory, a win that increased in stature as conference heavyweights Purdue and Minnesota fell at Penn State over the course of the season. The Badgers improved their record to 11-0 with a 14-point win over Ohio State, marking the team's best start since the 1915-16 team began with 12 consecutive victories. The team also achieved its highest ranking ever (12th by AP and CNN/USA Today) after its win over OSU.

The Badgers' undefeated season came to a screeching halt at Williams Arena in Minneapolis in a 90-53 loss to the Gophers. It was the Badgers' worst loss ever to Minnesota and their worst loss since 1987. But as bad as they looked at Minnesota, the Badgers looked that good in their next game against ninth-ranked and undefeated Purdue. Kelley and Finley combined to hold Glenn Robinson, the national Player of the Year, to 15 points on 5 of 26 shooting as the Badgers won 75-69. The win over the Boilermakers was arguably the biggest win of the season for Wisconsin, as Purdue went on to win the Big Ten title with a 14-4 mark.

On the heels of their upset win over Purdue, the Badgers split the next six games, winning three at home and losing three on the road, continuing a trend of homecourt success and road struggles. Standing at 15-4 overall and 6-4 in the

Big Ten, Wisconsin was a few wins away from locking up its coveted NCAA tournament bid. However, the Badgers were facing the stretch run at less than full strength. Griffith, sidelined for two games earlier with a knee injury, came up lame with back spasms and was unavailable for Wisconsin's next two games. Wisconsin lost both contests — a 109-78 repeat drubbing from Minnesota and a three-point loss at Purdue.

# SEASON REVIEW

With Griffith back in the lineup, but still less than 100 percent, Wisconsin suffered a damaging home loss to Northwestern and a road loss at Illinois, putting the Badgers at 6-8 in the conference with four games to play. The prospects of an NCAA tournament bid, which at one time seemed a sure thing, suddenly seemed to be a longshot. Although they seemed destined for the NIT, the Badgers rebounded with their most focused effort of the year in taking on third-ranked Michigan. Wisconsin's 71-58 win was, in retrospect, the win that probably put the Badgers into the NCAA tournament. Although nobody was calling it a must-win game at the time, the win showed that, despite a few damaging losses, the Badgers were still a team deserving of an NCAA bid.

Wisconsin closed out the regular season with losses at NIT-bound Northwestern and Indiana, sandwiched around a 24-point drubbing of Iowa. At 17-10 overall and 8-10 in the conference, the Badgers were looking to become the second school ever from the Big Ten to enter the 64-team field with a losing conference record. Obviously, the NCAA's selection committee weighed the strength of the Big Ten schedule into its decision, as Wisconsin did indeed break from tradition and headed to the West Regional for a first-round matchup with Cincinnati.

The Bearcats proved to be a formidable foe, but Wisconsin was able to upset the Great Midwest Conference tournament champions on the strength of 22-point performances by Finley and Griffith. Griffith was also a monster on the boards, pulling down 15 rebounds against the out-sized Bearcats. The win advanced Wisconsin into a second-round matchup with fifth-ranked Missouri and proved that the Badgers were able to compete on a national scale.

The Badgers' game with Missouri was decided by the incredible shooting accuracy of the Tigers. Connecting on an amazing 68 percent of its shots, Missouri was able to overcome a career-best 36 points by Finley and a season-high 27 from Webster to end the Badgers' season,

109-96. Playing in his final game as a Badger, Webster put together one of his finest all-around games, adding seven assists and no turnovers to his point total.

After the Missouri game, Jackson talked about how important the 1993-94 season was for setting a standard of excellence that future Badger teams must now strive to surpass — and what a standard it is. By reaching the second round of the NCAA tournament, the team established a goal for the 1994-95 team to top. The Badgers' 18-11 record marked the school's best winning percentage in 20 years (.621), and their 14-2 home record was their best



*Michael Finley ranks fourth in career scoring and is on pace to become the first 2,000-point scorer in school history.*

since 1950 and matched the school record for home wins in a season.

The Badgers earned their first ranking in the AP poll since 1974 and their highest ranking ever (12th) in the AP and CNN/USA Today polls. During one stretch, Wisconsin spent a record 13 straight weeks in the AP poll. The anticipation of a breakthrough season spurred season ticket sales to record numbers. Every seat in the Field House was sold for

the entire season, giving Wisconsin a record 184,000 in home attendance.

Individually, several players stepped up their games. Finley, one of 16 finalists for the John Wooden Award, continued to establish himself as one of the elite players in college basketball. His 20.4 scoring average was down a bit from his sophomore mark but still tied for the fifth-best total in a season at Wisconsin. He also established himself as a force on the boards, averaging 6.7 per game, almost a full rebound better per game than the previous season. Finley's season culminated with second-team all-Big Ten and honorable mention all-America recognition, as well as the team MVP award.

Webster dished out 171 assists, good for second on the UW season-best list. In his three seasons at Wisconsin, he posted the top three season assist totals in school history and took the lead in career assists (501). His 69 steals in 1993-94 led the Big Ten and set a Badger record, catapulting him into the career lead at Wisconsin (183). He earned honorable mention all-Big Ten recognition, his third all-Big Ten honor in as many years.

Griffith posted nine "double-doubles" in his inaugural season. His 27-point performance in the season-opener established a record for most points by a Badger in his first game. He blocked 66 shots, two shy of Brad Sellers' Wisconsin record, and led the Big Ten in blocks per game with 2.8, the first Badger ever to do so.

Kilbride averaged a career-best 7.1 points per game, including a 10.1 average over his final 14 outings. Senior Jeff Petersen was instant offense off the bench, averaging a career-best 8.1 points in just 17.2 minutes per game. He earned the team's Most Improved Player award and his third consecutive academic all-Big Ten honor. He was joined on the academic team by Grant Johnson, a four-time academic all-Big Ten recipient, and Chris Conger, who made his second appearance on the team.

*By Dan Meyer  
UW Sports Information*

# 1993-94 RESULTS

Date	Opponent	W-L	Score	Atten.	Overall Record	Big 10 Record	Top UW Scorer	Top UW Rebounder
Nov. 16	SLOVAKIA UNDER-22	Exh.	99-20	11,500*	—	—	Finley 18	Petersen 8
Nov. 21	MARATHON	Exh.	106-84	11,500*	—	—	Finley 26	Griffith 14
Nov. 27	UW-MILWAUKEE	W	106-84	11,500*	1-0	—	Griffith 27	Griffith 12
Dec. 4	at Loyola Marymount	W	103-67	2,259	2-0	—	Finley 24	Kelley 9
Dec. 8	UW-GREEN BAY	W	64-50	11,500*	3-0	—	Webster 19	Finley 7
Dec. 11	at Texas Tech	W	91-88	4,487	4-0	—	Finley 27	Griffith 7
Dec. 13	EASTERN MICHIGAN	W	94-68	11,500*	5-0	—	Finley 18	Griffith 12
Dec. 23	MISSISSIPPI VALLEY ST.	W	115-79	11,500*	6-0	—	Finley 21	Griffith 14
Dec. 27	STANFORD	W	80-73	11,500*	7-0	—	Finley 21	Griffith 12
Dec. 29	GRAMBLING	W	103-83	11,500*	8-0	—	Griffith 20	Griffith 7
Jan. 2	MARQUETTE (#24)	W	71-52	11,500*	9-0	—	Finley 14	Finley 6
Jan. 6	at Penn State	W	71-56	6,253	10-0	1-0	Finley 23	Griffith 11
Jan. 8	OHIO STATE	W	69-55	11,500*	11-0	2-0	Finley 21	Griffith 12
Jan. 12	at Minnesota (#18)	L	53-90	14,413*	11-1	2-1	Finley 15	Finley 8
Jan. 15	PURDUE (#9)	W	75-69	11,500*	12-1	3-1	Finley 25	Griffith 16
Jan. 19	at Michigan State	L	60-70	14,211	12-2	3-2	Finley 17	Finley 9
Jan. 25	ILLINOIS	W	66-56	11,500*	13-2	4-2	Finley 17	Griffith 9
Jan. 29	at Michigan (#15)	L	75-79	13,548	13-3	4-3	Finley 30	Kelley 6
Feb. 2	MICHIGAN STATE	W	87-62	11,500*	14-3	5-3	Finley 32	Finley 11
Feb. 5	at Ohio State	L	57-73	13,276*	14-4	5-4	Finley 18	Finley, Kelley 5
Feb. 9	PENN STATE	W	77-64	11,500*	15-4	6-4	Finley 19	Finley, Petersen 6
Feb. 12	MINNESOTA (#23)	L	78-109	11,500*	15-5	6-5	Finley 25	Petersen 6
Feb. 16	at Purdue (#9)	L	64-67	14,123*	15-6	6-6	Kilbride 20	Kelley 8
Feb. 19	NORTHWESTERN	L	71-75	11,500*	15-7	6-7	Webster 16	Griffith 7
Feb. 27	at Illinois	L	65-76	16,321*	15-8	6-8	Finley 27	Petersen 7
Mar. 2	MICHIGAN (#3)	W	71-58	11,500*	16-8	7-8	Finley 20	Griffith 12
Mar. 5	at Northwestern	L	54-66	8,117*	16-9	7-9	Griffith 13	Griffith 9
Mar. 9	IOWA	W	95-71	11,500*	17-9	8-9	Finley 27	Finley 12
Mar. 12	at Indiana (#18)	L	65-78	17,338*	17-10	8-10	Kilbride 11	Griffith 10
Mar. 17	vs. Cincinnati (#25)@	W	80-72	12,126*	18-10	—	Finley, Griffith 22	Griffith 15
Mar. 19	vs. Missouri (#5)@	L	96-109	12,126*	18-11	—	Finley 36	Finley 7

\* - Sellout @ - NCAA West Regional, Ogden, UT Associated Press rankings in parentheses.

# 1993-94 STATISTICS

Overall Record: 18-11 Home: 14-2 Away: 3-8 Neutral: 1-1

PLAYER	G-GS	MP-AVG	FG-FGA	PCT	3P-3PA	PCT	FT-FTA	PCT	Off-Def	REB	AVG	PF-D	AT	TO	BK	ST	PTS	AVG
Finley	29-29	1046-36.1	208-446	.466	66-182	.363	110-140	.786	56-138	194	6.7	67-1	92	75	21	40	592	20.4
Griffith	25-24	672-26.9	127-236	.538	0-0	—	94-162	.580	74-138	212	8.5	67-2	24	61	66	9	348	13.9
Webster	29-29	897-30.9	120-272	.441	47-119	.395	45-63	.714	11-68	79	2.7	55-1	171	72	5	69	332	11.4
Petersen	29-5	498-17.2	93-157	.592	0-0	—	48-72	.667	56-65	121	4.2	69-2	9	33	18	9	234	8.1
Kilbride	29-29	717-24.7	69-164	.421	54-131	.412	22-27	.815	17-59	76	2.6	89-6	55	46	0	19	214	7.4
Roberts	28-0	482-17.2	54-149	.362	25-81	.309	20-32	.625	22-39	61	2.2	32-0	20	41	3	12	153	5.5
Kelley	28-24	542-19.4	60-130	.462	3-10	.300	24-38	.632	56-74	130	4.6	83-3	21	46	3	11	147	5.3
Johnsen	24-0	247-10.3	26-66	.394	22-55	.400	2-5	.400	5-16	21	0.9	25-0	19	8	0	10	76	3.2
Moore	12-0	72-6.0	12-21	.571	0-0	—	10-11	.909	5-12	17	1.4	10-0	2	3	2	1	34	2.8
Hoskins	22-0	245-11.1	18-51	.353	5-23	.217	19-26	.731	4-23	27	1.2	23-0	46	30	0	15	60	2.7
Johnson	28-5	305-10.6	17-40	.425	0-0	—	7-18	.389	20-37	57	2.0	64-1	7	17	17	4	41	1.5
McDuffie	12-0	49-4.1	8-14	.571	0-0	—	1-5	.200	5-5	10	0.8	6-0	4	10	0	1	17	1.4
Conger	10-0	28-2.8	4-9	.444	3-8	.375	0-0	—	0-2	2	0.2	2-0	2	3	0	1	11	1.1
team										83			4					
Wisconsin	29	5800	816-1755	.465	225-609	.369	402-599	.671	331-676	1090	37.6	592	472	449	135	201	2259	77.9
Opponents	29	5800	736-1754	.420	156-466	.335	471-667	.706	398-657	1055	36.4	531	383	442	83	241	2099	72.4

Score by Halves	1	2	Total
Wisconsin	1035	1221	2256
Opponents	951	1148	2099

Big Ten Record: 8-10 Home: 7-2 Away: 1-8 Neutral: 0-0


PLAYER	G-GS	MP-AVG	FG-FGA	PCT	3P-3PA	PCT	FT-FTA	PCT	Off-Def	REB	AVG	PF-D	AT	TO	BK	ST	PTS	AVG
Finley	18-18	672-37.3	131-287	.456	42-115	.365	58-76	.763	38-89	127	7.1	41-0	54	52	10	28	362	20.1
Griffith	14-13	389-27.8	61-121	.504	0-0	—	44-76	.579	33-80	113	8.1	39-2	11	39	36	6	166	11.9
Webster	18-18	573-31.8	65-168	.387	26-75	.347	20-31	.645	5-37	42	2.3	39-1	101	40	3	40	176	9.8
Petersen	18-2	327-18.2	55-95	.579	0-0	—	35-52	.673	34-45	79	4.4	43-2	6	17	14	8	145	8.1
Kilbride	18-18	458-25.4	46-103	.447	35-84	.417	9-12	.750	8-29	37	2.1	60-4	33	30	0	9	136	7.6
Roberts	17-0	284-16.7	27-85	.318	10-43	.233	13-18	.722	12-18	30	1.8	21-0	11	30	2	6	77	4.5
Kelley	17-16	314-18.5	31-68	.456	2-6	.333	10-13	.769	31-44	75	4.4	54-3	12	30	1	6	74	4.4
Hoskins	14-0	143-10.2	12-34	.353	5-17	.294	5-6	.833	3-10	13	0.9	12-0	19	14	0	8	34	2.4
Johnsen	14-0	129-9.2	9-33	.273	8-28	.286	2-4	.500	2-4	6	0.4	12-0	13	4	0	2	28	2.0
Moore	7-0	40-5.7	5-6	.833	0-0	—	3-3	1.000	1-4	5	0.7	4-0	1	2	0	0	13	1.9
Johnson	18-5	235-13.1	13-30	.433	0-0	—	5-14	.357	15-23	38	2.1	47-1	5	11	13	3	31	1.7
Conger	5-0	13-2.6	3-5	.600	2-4	.500	0-0	—	0-1	1	0.2	2-0	0	1	0	0	8	1.6
McDuffie	7-0	23-3.3	3-6	.500	0-0	—	0-2	.000	2-3	5	0.7	2-0	1	5	0	1	6	0.9
team										43			4					
Wisconsin	18	3600	461-1041	.443	130-372	.349	204-307	.664	184-387	614	34.1	376	267	279	79	117	1256	69.8
Opponents	18	3600	446-1043	.428	87-251	.347	295-414	.713	243-417	660	36.7	295	244	262	45	144	1274	70.8

Score by Halves	1	2	Total
Wisconsin	546	707	1253
Opponents	564	710	1274


## ATTENDANCE

Site	G	Total	Average
Home	16	184,000	11,500
Away	11	124,346	11,304
Neutral	2	24,252	12,126
Total	29	332,598	11,469

# 1993-94 ACCOMPLISHMENTS



Tracy Webster established school records for assists and steals in a career and became the 23rd Badger to top the 1,000-point plateau.



Team MVP Michael Finley led the team with a 20.4 scoring average and became just the second player in school history to average at least 20 points per game twice in a career.

## TEAM

- Earned first NCAA tournament berth since 1947 and third in school history
- Became first team in school history to earn two straight post-season berths
- Reached 18-win plateau for only the fourth time in school history
- Posted winning season for only the third time since 1974
- Achieved highest national ranking ever: 12th in Associated Press and CNN/USA Today polls (Jan. 9)
- Spent school-record 13 consecutive weeks in AP poll and 11 straight weeks in CNN/USA Today poll
- Posted best start (11-0) since 1915-16
- Tied school record by winning first 12 home games
- Tied school record with 14 home wins
- Set single-season school records for points (2,259), field goals (816), three-point field goals (225) and three-point field goal attempts (609)
- Tied school record for three-point field goals in a game (15 vs. Missouri)
- Set school record for three-point field goal attempts in a game (37 vs. Missouri)
- Tied school record for 100-point games in a season (4)
- Posted biggest road win in school history (103-67 vs. Loyola Marymount)
- Had highest scoring average (77.9) since 1971-72
- Registered lowest field goal defense (.420) since 1973-74
- Posted highest rebounding average (37.6) since 1978-79
- Set Big Ten record for three-point field goals in a game (14 vs. Michigan State)
- Led Big Ten in field goal defense (.428), three-pointers per game (7.2) and blocked shots per game (4.4) in league play
- Sold out every home game (11,500) for the first time in school history
- The 11,500 attendance average was the best since 1952 (12,000) and highest Big Ten average since 1953 (11,892), when Field House capacity was 13,500

## MICHAEL FINLEY

- Selected second-team all-America by *Basketball Times*
- Named honorable mention all-America recognition from Associated Press and U.S. Basketball Writers Association
- Named second-team all-Big Ten by coaches and media

- One of 16 finalists for the John Wooden Award and all-America team
- Became only second player in school history to average at least 20 points per game twice in a career (Clarence Sherrod is the other)
- Became third player in school history to have back-to-back 30-point games, netting 30 against Michigan and 32 against Michigan State
- Tied school record for three-point field goals in a game (7 at Michigan)
- Tied school record for 30-point games in a career (8)
- Received team MVP and "Mr. Deflection" awards
- Earned third Big Ten Player-of-the-Week Award of his career

## TRACY WEBSTER

- Named honorable mention all-Big Ten by coaches and media
- Became 23rd Badger to score 1,000 career points
- Set Wisconsin career records for assists (501) and steals (183)
- Set school record for steals in a season (69)
- Tied school records for three-point field goals (7 vs. Missouri) and three-point attempts (13 vs. Missouri) in a game
- Became first player to lead the Big Ten in steals two years in a row since Michigan's Gary Grant in 1987-88
- Received team's Captain's Bowl award

## RASHARD GRIFFITH

- Posted highest scoring (13.9) and rebounding (8.3) averages by a UW freshman since Brad Sellers (14.0/9.2) in 1982
- Registered highest blocked shot average (2.6) in school history
- Became first Wisconsin player to lead the Big Ten in blocked shots (2.8)
- Scored 27 points in debut, the most points by a Badger in his first game
- Received team's "Mr. Rebound" award

## OTHER

- Grant Johnson, Jeff Petersen and Chris Conger named academic all-Big Ten
- Jeff Petersen named team's Most Improved Player
- Grant Johnson named team's Defensive Player of the Year

# POINTS-REBOUNDS-ASSISTS

Opponent	Conger	Finley	Griff.	Hosk.	J'nsen	J'nson	Kelley	Kilb.	McD.	Moore	Peter.	Robts	Webst.
UW-Milwaukee	0-0-0	21-7-3	27-12-6	INJ	6-1-0	0-4-0	7-6-1	8-1-1	2-0-1	0-0-0	15-5-1	3-2-1	17-7-10
at Loyola Mary.	0-0-1	24-7-6	8-6-0	INJ	6-3-0	2-4-0	19-9-1	2-7-3	3-1-1	2-1-1	15-8-1	10-1-1	12-6-10
UW-Green Bay	DNP	8-7-5	15-4-1	INJ	0-1-0	0-0-0	4-5-0	10-2-1	DNP	DNP	6-1-0	2-4-0	19-3-4
at Texas Tech	DNP	27-4-2	21-7-2	2-3-6	9-3-1	DNP	2-4-1	10-4-4	DNP	DNP	4-2-0	6-5-2	10-2-6
Eastern Mich.	0-0-0	18-10-2	13-12-2	2-4-3	7-2-0	4-3-1	13-7-1	3-2-0	2-3-0	7-3-0	4-3-0	11-3-2	10-5-7
Miss. Valley St.	0-1-1	21-5-3	18-14-0	5-1-8	11-2-2	0-1-0	14-8-0	9-3-6	0-0-0	8-2-0	14-5-0	5-3-1	10-5-8
Stanford	DNP	21-5-5	19-12-0	0-0-0	3-1-0	0-1-0	4-3-2	7-5-1	DNP	DNP	2-0-0	7-2-0	17-3-5
Grambling	3-0-0	18-6-2	20-7-0	9-3-7	0-0-1	2-1-0	3-6-1	0-1-2	4-1-1	4-6-0	13-6-0	10-3-0	17-2-1
Marquette	DNP	14-6-4	13-5-0	2-2-1	6-2-2	2-2-1	2-1-0	6-4-2	DNP	DNP	2-0-0	11-3-1	13-0-6
at Penn State	0-0-0	23-10-6	13-11-2	ILL	3-0-0	0-3-0	4-2-0	3-2-2	0-0-0	0-0-0	9-6-0	4-1-1	12-2-5
Ohio State	DNP	21-9-1	16-12-0	ILL	0-0-0	0-1-0	3-10-1	0-3-0	DNP	DNP	8-2-0	5-2-0	16-2-4
at Minnesota	5-1-0	15-8-0	3-6-1	ILL	3-1-1	0-1-0	7-4-1	2-1-2	2-2-0	4-1-0	0-1-0	ILL	12-1-5
Purdue	DNP	25-5-0	18-16-1	ILL	0-0-2	0-0-0	9-6-1	2-2-1	DNP	DNP	12-7-1	2-1-0	7-4-4
at Michigan St.	DNP	17-9-2	8-8-1	0-1-2	3-0-1	0-0-0	4-8-0	3-1-2	DNP	DNP	4-1-1	7-3-0	14-1-3
Illinois	DNP	17-7-7	11-9-1	2-0-1	0-3-3	0-2-0	12-2-1	8-3-1	DNP	DNP	5-4-0	0-1-0	11-3-7
at Michigan	DNP	30-4-4	7-3-0	0-0-2	0-2-0	0-2-1	2-6-1	10-2-2	DNP	DNP	11-0-0	7-2-2	8-0-10
Michigan State	3-0-0	32-11-5	INJ	2-0-4	0-0-0	2-5-1	2-0-0	17-3-2	0-0-1	4-1-0	9-9-1	4-2-1	12-1-6
at Ohio State	DNP	18-5-3	INJ	2-0-0	DNP	2-3-1	4-5-1	6-3-4	DNP	DNP	6-4-0	5-1-0	14-0-4
Penn State	DNP	19-6-2	15-3-0	2-1-0	DNP	2-3-0	2-5-2	12-0-1	DNP	DNP	4-6-1	11-3-0	10-5-7
Minnesota	0-0-0	25-4-4	INJ	3-1-3	0-0-0	5-4-0	4-5-0	11-1-2	DNP	2-2-0	10-6-0	11-3-1	7-1-6
at Purdue	DNP	19-6-4	INJ	0-0-0	DNP	6-4-0	4-8-4	20-5-4	DNP	DNP	8-7-0	2-1-2	5-6-6
Northwestern	DNP	15-4-2	11-7-3	2-0-0	2-0-0	0-2-1	6-5-0	3-1-0	2-1-0	DNP	6-0-0	8-4-0	16-5-7
at Illinois	DNP	27-4-1	14-4-0	5-2-3	0-0-0	2-1-0	0-0-0	7-1-1	DNP	DNP	8-7-0	0-0-0	2-4-4
Michigan	DNP	20-6-1	11-12-1	1-1-0	DNP	2-1-0	9-8-0	11-0-1	0-1-0	DNP	4-2-0	2-2-3	11-1-5
at Northwestern	DNP	2-8-3	13-9-0	5-4-0	2-0-1	4-4-0	2-0-0	3-5-0	0-0-0	DNP	12-8-0	0-1-0	11-2-5
Iowa	0-0-0	27-12-4	16-3-0	2-1-4	6-0-3	6-2-1	INJ	7-2-6	2-1-0	3-1-1	19-6-2	2-2-0	5-2-9
at Indiana	DNP	10-9-5	7-10-1	8-2-0	9-0-2	0-0-0	0-1-0	11-2-2	DNP	0-0-0	10-3-0	7-1-1	3-2-4
vs. Cincinnati	DNP	22-3-4	22-15-2	4-1-1	DNP	0-0-0	3-3-0	8-5-1	DNP	DNP	8-7-0	9-2-1	4-3-6
vs. Missouri	DNP	36-7-2	6-5-0	2-0-1	0-0-0	0-3-0	2-3-2	15-5-1	DNP	DNP	6-5-1	2-3-0	27-1-7

## INDIVIDUAL SUPERLATIVES

	WISCONSIN	OPPONENT
Points in a Game .....	36 by Michael Finley vs. Missouri.....	35 by Melvin Booker, Missouri
Points in a Half .....	25 by Michael Finley vs. Michigan State (1st) .....	20 by Dale Hanford, UW-Milwaukee
Field Goals .....	12 by Michael Finley vs. Michigan State, Iowa .....	12 by two players
Field Goal Attempts .....	25 by Michael Finley at Loyola Marymount.....	23 by three players
Field Goal Pct. (Min. 10 att.).....	.727 by three players (8-11) .....	.900 by Anthony Miller (9-10), Michigan St.
3-Pt. Field Goals .....	7 by Finley at Michigan, Webster vs. Missouri .....	7 by Dale Hanford, UW-Milwaukee
3-Pt. Field Goal Attempts .....	13 by Tracy Webster vs. Missouri .....	10 by Dale Hanford, UW-Milwaukee
3-Pt. Field Goal Pct. (Min. 6 att.).....	.714 by Andy Kilbride (5-7) vs. Michigan State.....	.750 by Melvin Booker (6-8), Missouri
Free Throws.....	13 by Michael Finley vs. Missouri.....	16 by Kiwane Garris, Illinois (2)
Free Throw Attempts .....	16 by Rashard Griffith vs. Penn State .....	20 by Kiwane Garris, Illinois (2)
Free Throw Pct. (Min. 10 att.).....	.929 by Michael Finley (13-14) vs. Missouri .....	.900 by Two players
Rebounds .....	16 by Rashard Griffith vs. Purdue .....	16 by Glenn Robinson, Purdue (2)
Assists .....	10 by Tracy Webster, three times .....	16 by Arriel McDonald, Minnesota (1)
Blocked Shots .....	6 by Rashard Griffith at Texas Tech .....	5 by Jim McIlvaine, Marquette
Steals .....	5 by Michael Finley at Penn State .....	6 by Lance Hughes, Texas Tech

# GAME-BY-GAME STATISTICS

	FG-FGA	PCT.	3P-3PA	PCT.	FT-FTA	PCT.	Rebounds		PF	A	TO	BK	ST	PTS
							O-D-T							
UW-Milwaukee	27-75	.360	13-31	.419	17-20	.850	19-16-35	19	12	14	4	8	84	
@ WISCONSIN	41-70	.586	11-18	.611	13-23	.565	18-32-50	20	24	19	6	7	106	
WISCONSIN	41-85	.482	8-21	.381	13-20	.650	23-35-58	21	25	22	8	12	103	
@ Loyola Marymount	23-65	.354	5-25	.200	16-25	.640	13-24-37	20	12	28	7	15	67	
UW-Green Bay	22-51	.431	3-8	.375	3-4	.750	8-20-28	20	13	14	1	7	50	
@ WISCONSIN	21-49	.429	4-17	.235	18-22	.818	9-20-29	13	11	10	3	6	64	
WISCONSIN	34-63	.540	12-24	.500	11-18	.611	11-27-38	26	24	17	8	6	91	
@ Texas Tech	27-63	.429	6-19	.316	28-37	.757	14-22-36	18	16	13	4	11	88	
Eastern Michigan	24-77	.312	5-25	.200	15-27	.556	19-26-45	19	8	17	2	10	68	
@ WISCONSIN	39-77	.506	5-18	.278	11-21	.524	19-39-58	21	18	21	6	7	94	
Mississippi Valley St.	32-77	.416	4-19	.211	11-17	.647	15-23-38	27	11	23	4	10	79	
@ WISCONSIN	40-74	.541	9-21	.429	26-40	.650	18-34-52	17	29	17	5	11	115	
Stanford	27-60	.450	6-17	.353	13-24	.542	12-22-34	27	8	14	1	5	73	
@ WISCONSIN	24-58	.414	6-19	.316	26-37	.703	13-27-40	19	13	13	1	6	80	
Grambling	29-75	.387	6-17	.353	19-29	.655	21-19-40	23	18	19	3	9	83	
@ WISCONSIN	36-65	.554	5-14	.357	26-36	.722	15-32-47	21	15	16	7	11	103	
Marquette	21-55	.382	4-17	.235	6-9	.667	14-21-35	14	13	11	6	4	52	
@ WISCONSIN	26-51	.510	12-26	.462	7-11	.636	8-22-30	15	17	8	6	4	71	
WISCONSIN	27-56	.482	5-14	.357	12-22	.545	10-28-38	18	16	16	7	12	71	
@ Penn State	21-62	.339	2-12	.167	12-18	.667	18-25-43	16	8	19	4	8	56	
Ohio State	18-61	.295	4-15	.267	15-22	.682	17-19-36	30	5	10	0	3	55	
@ WISCONSIN	18-45	.400	2-14	.143	31-44	.705	13-30-43	21	6	15	5	5	69	
WISCONSIN	20-49	.408	8-20	.400	5-12	.417	11-18-29	21	10	24	3	7	53	
@ Minnesota	36-62	.581	7-12	.583	11-18	.611	13-21-34	12	30	12	4	15	90	
Purdue	25-62	.403	10-22	.455	9-15	.600	11-24-35	25	14	14	0	3	69	
@ WISCONSIN	25-60	.417	3-21	.143	22-32	.688	16-28-44	19	10	11	3	9	75	
WISCONSIN	23-61	.377	8-21	.381	6-6	1.000	13-21-34	20	12	14	5	3	60	
@ Michigan State	26-60	.433	4-11	.364	14-19	.737	15-23-38	9	18	11	2	7	70	
Illinois	22-62	.355	2-12	.167	10-13	.769	17-25-42	19	10	13	2	9	56	
@ WISCONSIN	25-56	.446	6-17	.353	10-16	.625	12-24-36	16	21	15	7	6	66	
WISCONSIN	27-54	.500	13-28	.464	8-10	.800	6-16-22	25	22	17	4	7	75	
@ Michigan	26-52	.500	6-13	.462	21-35	.600	15-21-36	13	11	21	2	8	79	
Michigan State	23-53	.434	2-15	.133	14-17	.824	8-21-29	14	8	18	4	4	62	
@ WISCONSIN	33-66	.500	14-28	.500	7-11	.636	13-23-36	18	21	13	2	8	87	
WISCONSIN	22-51	.431	9-23	.391	4-10	.400	9-14-23	21	13	17	1	8	57	
@ Ohio State	28-44	.636	6-9	.667	11-18	.611	5-21-26	12	23	16	2	9	73	
Penn State	20-54	.370	4-17	.235	20-32	.625	8-26-34	18	10	11	2	3	64	
@ WISCONSIN	29-55	.527	8-22	.364	11-20	.550	6-31-37	25	13	11	2	7	77	
Minnesota	41-73	.562	6-15	.400	21-31	.677	19-21-40	19	21	12	3	15	109	
@ WISCONSIN	26-56	.464	8-26	.308	18-23	.783	10-18-28	24	16	23	2	3	78	
WISCONSIN	26-66	.394	10-28	.357	2-4	.500	15-26-41	15	20	16	4	4	64	
@ Purdue	26-67	.388	4-11	.364	11-14	.786	17-25-42	10	17	13	3	7	67	
Northwestern	23-52	.442	7-13	.538	22-26	.846	10-21-31	15	10	12	3	9	75	
@ WISCONSIN	27-60	.450	7-20	.350	10-13	.769	12-19-31	17	13	14	6	6	71	

# GAME-BY-GAME STATISTICS

	FG-FGA	PCT.	3P-3PA	PCT.	FT-FTA	PCT.	Rebounds		PF	A	TO	BK	ST	PTS
							O-D-T							
WISCONSIN	19-48	.396	3-10	.300	24-31	.774	5-19-24	30	9	17	4	5	65	
@ Illinois	18-48	.375	3-10	.300	37-43	.860	14-24-38	25	10	17	4	9	76	
Michigan	22-61	.361	4-20	.200	10-16	.625	14-17-31	22	9	16	2	16	58	
@ WISCONSIN	25-46	.543	6-14	.429	15-26	.577	10-28-38	16	11	20	6	5	71	
WISCONSIN	22-67	.328	3-21	.143	7-9	.778	18-25-43	31	9	12	7	4	54	
@ Northwestern	16-47	.340	7-19	.268	27-38	.711	10-28-38	13	14	9	3	7	66	
Iowa	27-63	.429	3-11	.273	14-19	.737	14-24-38	12	11	22	0	7	71	
@ WISCONSIN	42-76	.553	6-18	.333	5-7	.714	12-23-35	18	30	12	6	12	95	
WISCONSIN	25-69	.362	11-27	.407	4-7	.571	15-17-32	21	15	12	5	6	65	
@ Indiana	28-60	.467	6-14	.429	16-20	.800	18-31-49	11	15	16	5	5	78	
WISCONSIN	25-55	.455	8-22	.364	22-29	.759	14-26-40	16	15	16	2	9	80	
vs. Cincinnati	24-63	.381	5-19	.263	19-22	.864	16-22-38	24	8	13	4	14	72	
WISCONSIN	28-67	.418	15-37	.405	25-35	.714	18-16-34	27	14	11	4	5	96	
vs. Missouri	34-50	.680	12-19	.632	29-39	.744	4-25-29	25	20	14	2	4	109	

## TEAM HIGHS & LOWS

WISCONSIN	HIGH	LOW
Points	115 vs. Mississippi Valley State	53 at Minnesota
Winning Margin	36 (103-67 at Loyola Marym't, 115-79 vs. Miss. Valley St.)	3 (91-88) at Texas Tech
Field Goals	42 vs. Iowa	18 vs. Ohio State
Field Goal Attempts	85 at Loyola Marymount	45 vs. Ohio State
Field Goal Percentage	.586 (41-70) vs. UW-Milwaukee	.328 (22-67) at Northwestern
3-Pt. Field Goals	15 vs. Missouri	2 vs. Ohio State
3-Pt. Field Goal Attempts	37 vs. Missouri	10 at Illinois
3-Pt. Field Goal Pct. (min. 8 att)	.611 (11-18) vs. UW-Milwaukee	.143, three times
Free Throws	31 vs. Ohio State	2 at Purdue
Free Throw Attempts	44 vs. Ohio State	4 at Purdue
Free Throw Pct. (min. 12 att)	.818 (18-22) vs. UW-Green Bay	.417 (5-12) at Minnesota
Rebounds	58 at Loyola Marymount, vs. Eastern Michigan	22 at Michigan
Personal Fouls	34 vs. Missouri	13 vs. UW-Green Bay
Assists	30 vs. Iowa	6 vs. Ohio State
Turnovers	24 at Minnesota	10 vs. UW-Green Bay
Blocked Shots	8 at Loyola Marymount, at Texas Tech	1 vs. Stanford, at Ohio State
Steals	12, three times	3 at Michigan State, vs. Minnesota
OPPONENT	HIGH	LOW
Points	109 by Minnesota (2), Missouri	50 by UW-Green Bay
Winning Margin	37 (90-53) by Minnesota (1)	4 (79-75) by Michigan (1)
Field Goals	41 by Minnesota (2)	16 by Northwestern (2)
Field Goal Attempts	77 by Eastern Michigan, Mississippi Valley State	47 by Northwestern (2)
Field Goal Percentage	.680 (34-50) by Missouri	.295 (18-61) by Ohio State (1)
3-Pt. Field Goals	13 by UW-Milwaukee	2 by three teams
3-Pt. Field Goal Attempts	31 by UW-Milwaukee	10 at Illinois
3-Pt. Field Goal Pct. (min. 8 att)	.667 (6-9) by Ohio State (2)	.133 (2-15) by Michigan State (1)
Free Throws	37 by Illinois (2)	3 by UW-Green Bay
Free Throw Attempts	43 by Illinois (2)	4 by UW-Green Bay
Free Throw Pct. (min. 12 att)	.860 (37-43) by Illinois (2)	.542 (13-24) by Stanford
Rebounds	49 by Indiana	26 by Ohio State (2)
Personal Fouls	30 by Ohio State (1)	5 by Ohio State (1)
Assists	30 by Minnesota (1)	6 vs. Ohio State
Turnovers	28 by Loyola Marymount	9 by Northwestern (2)
Blocked Shots	7 by Loyola Marymount	0 by three teams
Steals	16 by Michigan (2)	3 by three teams



# 1993-94 REVIEW



Howard Moore



Chris Conger



Jalil Roberts

## Wisconsin's Record ...

When ahead at halftime .....	17-0
When tied at halftime .....	0-0
When behind at halftime .....	1-11
When shooting 50% or better from the field .....	10-1
When shooting less than 50% from the field .....	8-9
When shooting better than opponent from the field .....	16-3
When shooting same or worse than opponent from the field .....	2-8
When holding opponents to 50% or less from the field .....	18-7
When outrebounding opponents .....	14-2
When tied or outrebounded .....	4-9
When committing more turnovers .....	7-7
When committing same or less turnovers .....	11-4
When scoring less than 70 points .....	3-6
When scoring between 70-79 points .....	4-3
When scoring 80 or more points .....	10-1
When holding opponents to 70 points or less .....	11-3
In games decided by five points or less .....	1-3
In overtime games .....	0-0

## Margins of Victory & Defeat

Margin	1	2	3	4	5	6	7	8	9	10	11	12	13	14	15	16	17	18	19	20	22	24	25	26	31	36	37
Wins	0	0	1	0	0	1	1	1	0	1	0	0	2	1	2	0	0	0	1	1	1	1	1	1	0	2	0
Losses	0	0	1	2	0	0	0	0	0	1	1	1	2	0	0	1	0	0	0	0	0	0	0	0	1	0	1

## Miscellaneous Statistics

**Double-Figure Scoring Games (98):** Finley 27, Webster 21, Griffith 19, Kilbride 10, Petersen 10, Roberts 6, Kelley 4, Johnsen 1

**30-Point Scoring Games (3):** Finley 3

**20-Point Scoring Games (22):** Finley 16, Griffith 4, Webster 1, Kilbride 1

**Double-Figure Rebounding Games (15):** Griffith 10, Finley 4, Kelley 1

**Double-Figure Scoring-Rebounding Games (13):** Griffith 9, Finley 4

**Games Leading UW in Scoring:** Finley 22, Griffith 4, Webster 2, Kilbride 2

**Games Leading UW in Rebounding:** Griffith 15, Finley 9, Kelley 4, Petersen 3

**Games Fouled Out (16):** Kilbride 6, Kelley 3, Griffith 2, Petersen 2, Finley 1, Johnson 1, Webster 1

**Technical Fouls (8):** UW Bench 4, Kilbride 2, Finley 1, Webster 1

**Bench Scoring Average:** UW 20.2 (586), Opponent 17.6 (509)

## Clutch Free Throw Shooting

Player	FT-FTA	PCT.
Michael Finley	10-13	.769
Rashard Griffith	8-14	.633
Brian Kelley	4-5	.800
Jalil Roberts	1-2	.500
Tracy Webster	10-13	.769
Wisconsin	33-47	.702
Opponents	25-41	.610

*Includes free throws in final three minutes and overtime, in games decided by 10 points or less and all overtime games.*

# BIG TEN REVIEW

## 1993-94 STANDINGS



	Big Ten			Overall		
	W	L	PCT	W	L	PCT
1. Purdue	14	4	.778	29	5	.853
2. Michigan	13	5	.722	24	8	.750
3. Indiana	12	6	.667	21	9	.700
4. Minnesota	10	8	.556	21	12	.636
Michigan State	10	8	.556	20	12	.625
Illinois	10	8	.556	17	11	.607
7. WISCONSIN	8	10	.444	18	11	.621
8. Penn State	6	12	.333	13	14	.481
Ohio State	6	12	.333	13	16	.448
10. Northwestern	5	13	.278	15	14	.517
Iowa	5	13	.278	11	16	.407

### MEDIA ALL-BIG TEN TEAM

#### First Team

Glenn Robinson, Purdue  
 Jalen Rose, Michigan  
 SHAWN RESPERT, Michigan State  
 Juwan Howard, Michigan  
 Damon Bailey, Indiana

#### Second Team

MICHAEL FINLEY, Wisconsin  
 Deon Thomas, Illinois  
 ALAN HENDERSON, Indiana  
 VOSHON LENARD, Minnesota  
 CUONZO MARTIN, Purdue

#### Third Team

James Winters, Iowa  
 JOHN AMAECHI, Penn State  
 Lawrence Funderburke, Ohio State  
 Kevin Rankin, Northwestern  
 JESS SETTLES, Iowa

#### Honorable Mention

KIWANE GARRIS, Illinois; BRIAN EVANS, Indiana;  
 RAY JACKSON, JIMMY KING, Michigan; Anthony  
 Miller, Michigan State; Randy Carter, Arriel McDonald,  
 Minnesota; Derek Anderson, Ohio State; MATT  
 WADDELL, Purdue; Tracy Webster, Wisconsin.

**Player of the Year:** Glenn Robinson, Purdue  
**Freshman of the Year:** Jess Settles, Iowa  
**Coach of the Year:** Gene Keady, Purdue

1994-95 returnees in CAPS.

### COACHES' ALL-BIG TEN TEAM

#### First Team

Glenn Robinson, Purdue  
 Jalen Rose, Michigan  
 SHAWN RESPERT, Michigan State  
 Juwan Howard, Michigan  
 Damon Bailey, Indiana

#### Second Team

MICHAEL FINLEY, Wisconsin  
 Deon Thomas, Illinois  
 ALAN HENDERSON, Indiana  
 VOSHON LENARD, Minnesota  
 James Winters, Iowa

#### Third Team

CUONZO MARTIN, Purdue  
 Kevin Rankin, Northwestern  
 JOHN AMAECHI, Penn State  
 Lawrence Funderburke, Ohio State  
 Arriel McDonald, Minnesota

#### Honorable Mention

JESS SETTLES, Iowa; Anthony Miller, Michigan  
 State; Randy Carter, Minnesota; Derek Anderson,  
 Ohio State; MATT WADDELL, Purdue, Tracy  
 Webster, Wisconsin.

**Player of the Year:** Glenn Robinson, Purdue  
**Freshman of the Year:** Jess Settles, Iowa  
**Defensive Player of the Year:** Patrick Baldwin,  
 Northwestern

1994-95 returnees in CAPS.

# BIG TEN INDIVIDUAL STATISTICS

## SCORING

	GP	FG-FGA	PCT	3P-3PA	PCT	FT-FTA	PCT	PTS	AVG
Glenn Robinson, PUR	18	191-412	.464	39-115	.339	139-175	.794	560	31.1
Shawn Respert, MSU	18	160-333	.480	58-121	.479	78-88	.886	456	25.3
Voshon Lenard, MINN	18	135-267	.506	49-120	.408	69-80	.863	388	21.6
Michael Finley, WIS	18	131-287	.456	42-115	.365	58-76	.763	362	20.1
Jalen Rose, MICH	17	124-272	.456	35-94	.372	79-105	.752	362	20.1
Juwan Howard, MICH	17	138-255	.541	0-3	.000	56-82	.683	332	19.5
Alan Henderson, IND	18	127-235	.540	1-3	.333	78-116	.672	333	18.5
Deon Thomas, ILL	18	121-202	.599	1-2	.500	84-126	.667	327	18.2
Damon Bailey, IND	18	111-246	.451	27-65	.415	77-95	.811	326	18.1
Lawrence Funderburke, OSU	18	134-236	.568	2-4	.500	44-71	.620	314	17.4

## FIELD GOAL PERCENTAGE


	GP	FG	FGA	PCT
Deon Thomas, ILL	18	121	202	.599
L. Funderburke, OSU	18	134	236	.568
Jess Settles, IOWA	18	113	200	.565
Randy Carter, MINN	18	93	169	.550
Juwan Howard, MICH	17	138	255	.541
Alan Henderson, IND	18	127	235	.540
Voshon Lenard, MINN	18	135	267	.506
Shawn Respert, MSU	18	160	333	.480
Kevin Rankin, NU	18	98	206	.476
Cuonzo Martin, PUR	18	102	219	.466

Minimum 5 made per game.

## FREE THROW PERCENTAGE

	GP	FT	FTA	PCT
T.J. Wheeler, ILL	16	40	44	.909
Shawn Respert, MSU	18	78	88	.886
Arriel McDonald, MINN	18	54	62	.871
Pat Graham, IND	16	54	62	.871
Voshon Lenard, MINN	18	69	80	.863
Jess Settles, IOWA	18	64	76	.842
Kiwanne Garris, ILL	18	98	120	.817
Damon Bailey, IND	18	77	95	.811
Glenn Robinson, PUR	18	139	175	.794
Kevin Rankin, NU	18	71	90	.789

Minimum 2.5 made per game.



Rashard Griffith led the Big Ten in blocked shots and was seventh in rebounding.

## 3-POINT FIELD GOALS PER GAME

	GP	3P	3PA	AVG
Shawn Respert, MSU	18	58	121	3.22
Voshon Lenard, MINN	18	49	120	2.72
Cuonzo Martin, PUR	18	48	105	2.67
Todd Leslie, NU	18	47	122	2.61
Michael Finley, WIS	18	42	115	2.33
Jamie Skelton, OSU	18	41	118	2.28
Glenn Robinson, PUR	18	39	115	2.17
Andy Kilbride, WIS	18	35	84	1.94
Jalen Rose, MICH	18	35	94	1.94
Chris Kingsbury, IOWA	18	35	95	1.94

## 3-POINT FIELD GOAL PERCENTAGE

	GP	3P	3PA	PCT
Brian Evans, IND	15	28	56	.500
Shawn Respert, MSU	18	58	121	.479
Matt Waddell, PUR	18	27	59	.458
Cuonzo Martin, PUR	18	48	105	.457
Richard Keene, ILL	18	29	68	.426
Andy Kilbride, WIS	18	35	84	.417
Damon Bailey, IND	18	27	65	.415
Voshon Lenard, MINN	18	49	120	.408
Dugan Fife, MICH	18	30	74	.405
Todd Leslie, NU	18	47	122	.385

Minimum 1.5 made per game.

## REBOUNDS

	GP	NO	AVG
Glenn Robinson, PUR	18	177	9.8
Alan Henderson, IND	18	171	9.5
Anthony Miller, MSU	18	157	8.7
John Amaechi, PSU	17	147	8.6
Juwan Howard, MICH	17	141	8.3
Kevin Rankin, NU	18	148	8.2
Rashard Griffith, WIS	14	113	8.1
Jess Settles, IOWA	18	139	7.7
Randy Carter, MINN	18	132	7.3
L. Funderburke, OSU	18	129	7.2

## ASSISTS

	GP	NO	AVG
Eric Snow, MSU	18	123	6.8
Arriel McDonald, MINN	18	111	6.2
Tracy Webster, WIS	18	101	5.6
Mon'ter Glasper, IOWA	18	97	5.4
Patrick Baldwin, NU	18	94	5.2
Matt Waddell, PUR	18	84	4.7
Jalen Rose, MICH	18	78	4.3
Damon Bailey, IND	18	78	4.3
Dan Earl, PSU	18	75	4.2
Porter Roberts, PUR	18	74	4.1

## STEALS

	GP	NO	AVG
Tracy Webster, WIS	18	40	2.22
Patrick Baldwin, NU	18	37	2.06
Glenn Robinson, PUR	18	35	1.94
Eric Snow, MSU	18	34	1.89
Kenyon Murray, IOWA	18	33	1.83
Dugan Fife, MICH	18	31	1.72
Kip Kirkpatrick, NU	18	30	1.67
Voshon Lenard, MINN	18	30	1.67
Jim Bartels, IOWA	18	30	1.67
Michael Finley, WIS	18	28	1.56

## BLOCKED SHOTS

	GP	NO	AVG
Rashard Griffith, WIS	14	36	2.57
John Amaechi, PSU	17	39	2.29
Alan Henderson, IND	18	32	1.78
Kevin Rankin, NU	18	27	1.50
Gerald Eaker, OSU	14	17	1.21
James Winters, IOWA	14	16	1.14
Deon Thomas, ILL	18	20	1.11
Glenn Robinson, PUR	18	18	1.00
Quinton Brooks, MSU	18	16	0.89
Brandon Brantley, PUR	18	15	0.83
Anthony Miller, MSU	18	15	0.83

# BIG TEN TEAM STATISTICS

## SCORING

	GP	PTS	AVG
Purdue	18	1455	80.8
Iowa	18	1450	80.6
Minnesota	18	1439	79.9
Indiana	18	1425	79.2
Illinois	18	1403	77.9
Michigan	18	1366	75.9
Michigan State	18	1298	72.1
Ohio State	18	1294	71.9
Northwestern	18	1274	70.8
Wisconsin	18	1253	69.6
Penn State	18	1232	68.4

## FIELD GOAL PCT. DEFENSE

	FG	FGA	PCT
Wisconsin	446	1043	.428
Michigan State	459	1060	.433
Purdue	513	1133	.453
Michigan	452	994	.455
Northwestern	502	1101	.456
Indiana	529	1158	.457
Minnesota	463	1012	.458
Ohio State	475	1023	.464
Penn State	497	1070	.464
Illinois	453	975	.465
Iowa	580	1153	.503

## 3-POINT PCT. DEFENSE

	3P	3PA	PCT
Purdue	94	317	.297
Northwestern	85	256	.332
Wisconsin	87	251	.347
Michigan State	108	310	.348
Indiana	122	332	.367
Michigan	119	312	.381
Minnesota	125	325	.385
Penn State	105	271	.387
Illinois	98	246	.398
Ohio State	110	276	.399
Iowa	141	340	.415

## STEALS

	GP	NO	AVG
Iowa	18	184	10.22
Minnesota	18	136	7.56
Michigan	18	133	7.39
Purdue	18	120	6.67
Wisconsin	18	117	6.50
Illinois	18	116	6.44
Michigan State	18	113	6.28
Northwestern	18	112	6.22
Penn State	18	107	5.94
Ohio State	18	104	5.78
Indiana	18	102	5.67

## SCORING DEFENSE

	GP	PTS	AVG
Michigan State	18	1263	70.2
Wisconsin	18	1274	70.8
Michigan	18	1295	71.9
Illinois	18	1324	73.6
Purdue	18	1331	73.9
Minnesota	18	1332	74.0
Northwestern	18	1363	75.7
Penn State	18	1368	76.0
Ohio State	18	1377	76.5
Indiana	18	1441	80.1
Iowa	18	1521	84.5

## FIELD GOAL PCT. MARGIN

	OWN	OPP MGN
Michigan State	.471	.433 .038
Indiana	.483	.457 .026
Michigan	.474	.455 .019
Wisconsin	.443	.428 .015
Purdue	.465	.453 .012
Minnesota	.466	.458 .008
Ohio State	.471	.464 .007
Illinois	.461	.465 -.003
Northwestern	.439	.456 -.017
Penn State	.422	.464 -.043
Iowa	.441	.503 -.063

## FREE THROW PERCENTAGE

	FT	FTA	PCT
Indiana	321	421	.762
Northwestern	254	341	.745
Illinois	319	438	.728
Purdue	284	391	.726
Michigan State	211	298	.708
Minnesota	274	390	.703
Ohio State	226	329	.687
Michigan	229	336	.682
Iowa	319	478	.667
Wisconsin	201	303	.663
Penn State	319	482	.662

## BLOCKED SHOTS

	GP	NO	AVG
Wisconsin	18	79	4.39
Penn State	18	69	3.83
Ohio State	18	64	3.56
Indiana	18	63	3.50
Northwestern	18	59	3.28
Michigan	18	50	2.78
Iowa	18	48	2.67
Michigan State	18	45	2.50
Minnesota	18	45	2.50
Purdue	18	43	2.39
Illinois	18	39	2.17

## SCORING MARGIN

	OWN	OPP MGN
Purdue	80.8	73.9 6.9
Minnesota	79.9	74.0 5.9
Illinois	77.9	73.6 4.3
Michigan	75.9	71.9 4.0
Michigan State	72.1	70.2 1.9
Indiana	79.2	80.1 -0.9
Wisconsin	69.6	70.8 -1.2
Iowa	80.6	84.5 -3.9
Ohio State	71.9	76.5 -4.6
Northwestern	70.8	75.7 -4.9
Penn State	68.4	76.0 -7.6

## 3-POINTERS PER GAME

	3P	3PA	AVG
Wisconsin	130	372	7.22
Purdue	127	326	7.06
Northwestern	118	326	6.56
Illinois	110	297	6.11
Iowa	109	329	6.06
Indiana	108	242	6.00
Michigan State	103	258	5.72
Penn State	101	286	5.61
Minnesota	101	282	5.61
Michigan	99	288	5.50
Ohio State	88	230	4.89

## REBOUNDS

	GP	REB	AVG
Iowa	18	702	39.0
Purdue	18	663	36.8
Minnesota	18	657	36.5
Penn State	18	651	36.2
Indiana	18	641	35.6
Michigan	18	621	34.5
Illinois	18	620	34.4
Michigan State	18	617	34.3
Wisconsin	18	614	34.1
Northwestern	18	585	32.5
Ohio State	18	562	31.2

## TURNOVER MARGIN

	OWN	OPP MGN
Minnesota	280	214 3.7
Michigan	297	254 2.4
Illinois	255	214 2.3
Purdue	253	231 1.2
Ohio State	248	249 -0.1
Northwestern	248	252 -0.2
Iowa	313	323 -0.6
Wisconsin	262	279 -0.9
Michigan State	241	259 -1.0
Indiana	217	265 -2.7
Penn State	227	301 -4.1

## FIELD GOAL PERCENTAGE

	FG	FGA	PCT
Indiana	498	1032	.483
Michigan	519	1095	.474
Ohio State	490	1040	.471
Michigan State	492	1044	.471
Minnesota	532	1141	.466
Purdue	522	1122	.465
Illinois	487	1056	.461
Wisconsin	461	1041	.443
Iowa	511	1160	.441
Northwestern	451	1028	.439
Penn State	406	963	.422

## 3-POINT PERCENTAGE

	3P	3PA	PCT
Indiana	108	242	.446
Michigan State	103	258	.399
Purdue	127	326	.390
Ohio State	88	230	.383
Illinois	110	297	.370
Northwestern	118	326	.362
Minnesota	101	282	.358
Penn State	101	286	.353
Wisconsin	130	372	.349
Michigan	99	288	.344
Iowa	109	329	.331

## REBOUND MARGIN

	OWN	OPP MGN
Illinois	34.4	31.1 3.4
Iowa	39.0	36.4 2.6
Minnesota	36.5	34.4 2.1
Michigan	34.5	33.1 1.4
Michigan State	34.3	32.9 1.4
Purdue	36.8	35.7 1.1
Indiana	35.6	35.1 0.5
Penn State	36.2	35.8 0.3
Wisconsin	34.1	36.7 -2.6
Ohio State	31.2	34.7 -3.5
Northwestern	32.5	39.3 -6.8




















# HISTORY



# ALL-TIME SCORES

M 9 .. at Minnesota (OT) .....	W .....	29-26
M 15 .. at Illinois .....	W .....	23-15
M 16 .. at Indiana .....	W .....	32-21

## 1912-13

(14-1; Big Ten 11-1, 1st)  
BIG TEN CHAMPIONS  
Coach: Walter Meanwell

D 7 .. Ripon .....	W .....	40-13
D 12 .. Beloit .....	W .....	33-10
D 18 .. Lake Forest .....	W .....	44-15
J 11 .. at Illinois .....	W .....	16-15
J 13 .. at Purdue .....	W .....	25-15
J 18 .. at Minnesota .....	W .....	19-11
J 21 .. Ohio State .....	W .....	22-11
J 25 .. Chicago .....	W .....	31-18
F 13 .. at Indiana .....	W .....	30-19
F 15 .. at Ohio State .....	W .....	27-22
F 21 .. Illinois .....	W .....	18-13
F 25 .. Minnesota .....	W .....	29-11
F 27 .. Indiana .....	W .....	48-10
M 1 .. Purdue .....	W .....	22-19
M 7 .. at Chicago .....	L .....	10-23

## 1913-14

(15-0; Big Ten 12-0, 1st)  
BIG TEN CHAMPIONS  
HELMS ATHLETIC FOUNDATION  
NATIONAL CHAMPIONS  
Coach: Walter Meanwell

D 13 .. Knox .....	W .....	48-15
D 18 .. Beloit .....	W .....	45-15
J 6 .. Parsons .....	W .....	50-0
J 10 .. at Illinois .....	W .....	26-25
J 12 .. at Indiana .....	W .....	57-15
J 17 .. Minnesota .....	W .....	28-7
J 24 .. at Chicago .....	W .....	16-14
F 10 .. Northwestern .....	W .....	38-9
F 13 .. Purdue (OT) .....	W .....	25-20
F 17 .. at Northwestern .....	W .....	33-26
F 20 .. Illinois .....	W .....	29-16
F 24 .. Indiana .....	W .....	46-24
F 28 .. at Minnesota .....	W .....	27-9
M 6 .. Chicago .....	W .....	25-18
M 10 .. at Purdue .....	W .....	27-13

## 1914-15

(13-4; Big Ten 8-4, 3rd)  
Coach: Walter Meanwell

D 11 .. Beloit .....	W .....	28-16
D 14 .. Arkansas State .....	W .....	45-7
D 18 .. Lawrence .....	W .....	29-21
J 2 .. UW-Milwaukee .....	W .....	21-10
J 5 .. Grinnell .....	W .....	41-19
J 9 .. at Indiana .....	W .....	39-18
J 11 .. at Purdue (OT) .....	W .....	28-24
J 16 .. at Minnesota .....	W .....	23-20
J 18 .. Indiana .....	W .....	47-15
J 23 .. Chicago .....	L .....	19-24
F 8 .. at Illinois .....	L .....	19-39
F 13 .. Illinois .....	L .....	17-19
F 16 .. at Ohio State .....	W .....	26-17
F 19 .. Purdue .....	W .....	26-21
F 27 .. Minnesota .....	W .....	31-7
M 6 .. Ohio State .....	W .....	23-12
M 12 .. at Chicago .....	L .....	18-30

## 1915-16

(20-1; Big Ten 11-1, 1st)  
BIG TEN CHAMPIONS  
HELMS ATHLETIC FOUNDATION  
NATIONAL CHAMPIONS  
Coach: Walter Meanwell

D 10 .. Beloit .....	W .....	38-11
D 15 .. Lawrence .....	W .....	46-16
D 30 .. at Ripon .....	W .....	27-15
D 30 .. at Ripon Reserves .....	W .....	41-7
D 31 .. at UW-Milwaukee .....	W .....	51-12
J 1 .. at UW-Milw. Alumni .....	W .....	24-18
J 1 .. at UW-Milwaukee .....	W .....	39-8
J 3 .. Wabash .....	W .....	24-14
J 8 .. at Purdue .....	W .....	33-17
J 10 .. at Iowa (OT) .....	W .....	36-31
J 15 .. Minnesota .....	W .....	31-11
J 18 .. Northwestern .....	W .....	22-18
J 22 .. at Illinois .....	L .....	20-27
J 29 .. at Chicago .....	W .....	29-18
F 14 .. Neb. Wesleyan .....	W .....	25-20
F 19 .. Illinois .....	W .....	34-14
F 25 .. Purdue .....	W .....	35-22
F 28 .. Iowa .....	W .....	39-17
M 4 .. at Minnesota .....	W .....	32-14
M 8 .. Chicago .....	W .....	24-12
M 11 .. at Northwestern .....	W .....	24-21

## 1916-17

(15-3; Big Ten 9-3, 4th)  
Coach: Walter Meanwell

D 9 .. Beloit .....	W .....	58-11
D 13 .. Ripon .....	W .....	30-17
D 16 .. North Central (IL) .....	W .....	50-21
D 20 .. Lawrence .....	W .....	41-14
D 21 .. at UW-Milw. M Club .....	W .....	35-23
J 3 .. at Ripon .....	W .....	24-20
J 6 .. at Ohio State .....	W .....	30-22
J 8 .. at Northwestern (OT) .....	W .....	29-21
J 13 .. at Minnesota .....	L .....	25-33
J 20 .. Illinois .....	W .....	25-14
J 26 .. Chicago .....	L .....	13-21
F 12 .. Northwestern .....	W .....	23-21
F 17 .. Ohio State .....	W .....	40-15
F 24 .. at Illinois .....	L .....	17-20
M 3 .. at Chicago .....	W .....	25-16
M 6 .. Indiana .....	W .....	29-14
M 10 .. Minnesota .....	W .....	16-13
M 15 .. at Indiana .....	W .....	18-16

## 1917-18

(14-3; Big Ten 9-3, 1st)  
BIG TEN CHAMPIONS  
Coach: Guy Lowman

D 8 .. Beloit .....	W .....	26-21
D 13 .. Ripon .....	W .....	33-13
D 15 .. North Central (IL) .....	W .....	18-13
D 19 .. Marquette .....	W .....	15-14
J 2 .. at Ripon .....	W .....	35-16
J 5 .. at Northwestern .....	L .....	17-33
J 8 .. at Iowa .....	W .....	36-22
J 19 .. at Illinois .....	W .....	22-21
J 21 .. Iowa .....	W .....	34-19
J 26 .. Purdue .....	W .....	21-16
F 16 .. at Chicago .....	L .....	21-23
F 23 .. Illinois .....	W .....	23-15
M 2 .. at Minnesota .....	W .....	18-17
M 7 .. Northwestern .....	W .....	26-18
M 9 .. Chicago .....	W .....	16-13
M 13 .. at Purdue .....	W .....	24-18
M 16 .. Minnesota .....	L .....	11-19

## 1918-19

(5-11; Big Ten 3-9, 10th)  
Coach: Guy Lowman

D 27 .. at Camp Grant (OT) .....	W .....	16-15
D 28 .. at Great Lakes .....	L .....	14-43
D 30 .. at UW-Milwaukee .....	W .....	39-18
J 4 .. Great Lakes .....	L .....	12-14
J 11 .. Northwestern .....	L .....	15-20
J 18 .. at Minnesota .....	L .....	11-38
J 25 .. Illinois .....	L .....	15-25
F 1 .. Chicago .....	L .....	19-24
F 10 .. Iowa .....	W .....	29-18
F 15 .. at Illinois .....	L .....	14-16
F 22 .. at Northwestern .....	L .....	23-32
F 24 .. at Indiana .....	W .....	29-16
M 1 .. Minnesota .....	L .....	12-23
M 8 .. at Chicago .....	W .....	25-15
M 10 .. at Iowa .....	L .....	27-29
M 15 .. Indiana .....	L .....	12-22

## 1919-20

(15-5; Big Ten 7-5, 5th)  
Coach: Guy Lowman

D 5 .. UW-River Falls .....	W .....	36-17
D 13 .. Ripon (OT) .....	W .....	19-16
D 16 .. Beloit .....	W .....	33-11
D 19 .. at Ripon .....	W .....	20-13
D 20 .. at UW-Oshkosh .....	W .....	17-7
J 1 .. at UW-Milwaukee .....	W .....	36-10
J 3 .. at Great Lakes .....	W .....	27-19
J 5 .. at Iowa .....	W .....	35-18
J 10 .. Great Lakes .....	W .....	33-15
J 17 .. at Chicago .....	L .....	19-37
J 19 .. Iowa .....	L .....	20-21
J 24 .. at Illinois .....	L .....	20-43
J 31 .. Minnesota .....	W .....	28-12
F 14 .. Michigan .....	W .....	40-13
F 21 .. Illinois .....	W .....	33-29
F 24 .. Ohio State .....	W .....	31-27
F 28 .. at Minnesota .....	L .....	26-32
M 6 .. at Michigan .....	L .....	20-23
M 8 .. at Ohio State .....	W .....	34-22
M 12 .. Chicago .....	W .....	26-17

## 1920-21

(13-4; Big Ten 8-4, 1st-tie)  
BIG TEN CO-CHAMPIONS  
Coach: Walter Meanwell

D 10 .. Knox .....	W .....	29-16
D 12 .. UW-River Falls .....	W .....	28-8
D 17 .. at UW-La Crosse .....	W .....	24-12
D 18 .. at Marquette .....	W .....	23-18
D 29 .. South Dakota State .....	W .....	24-11
J 3 .. at Northwestern .....	L .....	12-13
J 8 .. at Michigan .....	W .....	27-24
J 15 .. at Chicago .....	L .....	27-39
J 22 .. Illinois .....	W .....	23-18
J 24 .. Michigan .....	W .....	25-17
J 29 .. at Minnesota .....	L .....	21-22
F 12 .. Northwestern .....	W .....	22-10
F 19 .. at Illinois .....	L .....	9-17
F 21 .. at Ohio State .....	W .....	40-21
F 26 .. Chicago .....	W .....	25-19
M 5 .. Minnesota .....	W .....	18-12
M 8 .. Ohio State .....	W .....	34-24

# ALL-TIME SCORES

## 1921-22

(14-5; Big Ten 8-4, 2nd-tie)  
Coach: Walter Meanwell

D 10 .. Michigan State .....	W .....	27-13
D 16 .. Butler .....	L .....	20-26
D 17 .. Ripon .....	W .....	27-17
D 20 .. Knox .....	W .....	15-9
D 22 .. at UW-Milw. M Club .....	W .....	23-19
D 23 .. at UW-La Crosse .....	W .....	24-21
J 3 .. Nebraska .....	W .....	27-14
J 7 .. at Iowa .....	W .....	18-15
J 9 .. at Northwestern .....	W .....	21-9
J 14 .. Michigan (OT) .....	W .....	18-16
J 21 .. Minnesota .....	L .....	15-17
F 10 .. Illinois .....	W .....	25-23
F 13 .. Iowa .....	L .....	18-24
F 18 .. at Michigan .....	L .....	17-18
F 22 .. Northwestern .....	W .....	23-11
F 27 .. at Illinois .....	L .....	35-37
M 4 .. at Minnesota .....	W .....	34-20
M 8 .. Chicago .....	W .....	24-17
M 11 .. at Chicago .....	W .....	31-24

## 1922-23

(12-3; Big Ten 11-1, 1st-tie)  
**BIG TEN CO-CHAMPIONS**  
Coach: Walter Meanwell

D 15 .. Butler .....	L .....	13-20
D 19 .. Lombard .....	W .....	37-9
J 3 .. Marquette .....	L .....	8-9
J 6 .. at Northwestern .....	W .....	21-10
J 8 .. at Indiana .....	W .....	17-10
J 13 .. Chicago .....	W .....	24-11
J 20 .. at Minnesota .....	W .....	24-12
F 6 .. at Purdue .....	L .....	13-17
F 14 .. at Michigan .....	W .....	18-15
F 19 .. Michigan .....	W .....	16-11
F 24 .. Purdue .....	W .....	20-19
M 3 .. Minnesota .....	W .....	36-10
M 5 .. Northwestern .....	W .....	29-17
M 10 .. at Chicago .....	W .....	33-11
M 12 .. Indiana .....	W .....	35-17

## 1923-24

(11-5-1; Big Ten 8-4, 1st-tie)  
**BIG TEN CO-CHAMPIONS**  
Coach: Walter Meanwell

D 8 .. Milliken .....	W .....	53-13
D 14 .. DePauw (3OT) .....	T .....	25-25
D 19 .. at Marquette .....	W .....	27-7
J 2 .. Franklin College .....	L .....	18-21
J 5 .. at Indiana .....	W .....	23-21
J 12 .. at Northwestern .....	W .....	25-10
J 14 .. Indiana .....	W .....	28-27
J 26 .. at Chicago .....	L .....	18-35
F 12 .. Butler .....	W .....	25-23
F 16 .. Illinois .....	W .....	13-12
F 23 .. at Ohio State .....	L .....	13-27
F 25 .. at Illinois .....	L .....	20-31
M 1 .. Northwestern .....	W .....	23-14
M 3 .. Ohio State .....	W .....	30-20
M 8 .. at Iowa .....	L .....	19-22
M 11 .. Iowa .....	W .....	36-26
M 15 .. Chicago .....	W .....	30-14

## 1924-25

(6-11; Big Ten 3-9, 9th)  
Coach: Walter Meanwell

D 12 .. Wabash .....	W .....	21-20
D 19 .. Butler .....	L .....	16-22
D 22 .. Grinnell .....	W .....	29-15
J 6 .. DePauw .....	W .....	27-22
J 10 .. at Minnesota .....	L .....	14-16
J 13 .. Ohio State .....	L .....	20-27
J 19 .. at Michigan .....	L .....	12-14
J 24 .. Minnesota .....	L .....	14-25
F 11 .. Franklin College .....	L .....	11-26
F 16 .. Iowa .....	W .....	16-15
F 21 .. at Illinois .....	L .....	25-35
F 23 .. Purdue .....	L .....	22-30
F 28 .. Michigan .....	L .....	16-27
M 3 .. at Iowa .....	W .....	25-23
M 9 .. Illinois .....	W .....	24-9
M 12 .. at Purdue .....	L .....	26-32
M 14 .. at Ohio State .....	L .....	23-37

## 1925-26

(8-9; Big Ten 4-8, 8th-tie)  
Coach: Walter Meanwell

D 7 .. North Dakota State .....	L .....	11-16
D 12 .. South Dakota State .....	W .....	48-9
D 18 .. at Marquette .....	W .....	42-26
J 2 .. DePauw .....	W .....	32-31
J 5 .. Minnesota .....	W .....	36-24
J 11 .. Indiana .....	W .....	33-31
J 16 .. Chicago .....	L .....	15-17
J 23 .. Northwestern .....	W .....	35-27
F 5 .. Butler .....	W .....	31-24
F 13 .. at Chicago .....	W .....	26-23
F 16 .. at Northwestern .....	L .....	26-36
F 20 .. Purdue .....	L .....	21-29
F 22 .. at Michigan .....	L .....	13-22
F 26 .. at Purdue .....	L .....	31-32
M 1 .. Michigan (OT) .....	L .....	23-24
M 5 .. at Minnesota .....	L .....	19-31
M 9 .. at Indiana .....	L .....	20-35

## 1926-27

(10-7; Big Ten 7-5, 4th-tie)  
Coach: Walter Meanwell

D 17 .. Franklin College .....	L .....	24-27
D 22 .. at Marquette .....	W .....	29-26
D 30 .. DePauw .....	W .....	24-20
J 3 .. Syracuse # .....	W .....	31-24
J 8 .. Indiana .....	L .....	23-28
J 10 .. Ohio State .....	W .....	25-16
J 15 .. at Northwestern .....	W .....	28-18
J 17 .. at Chicago (OT) .....	W .....	33-30
J 22 .. Northwestern .....	W .....	25-24
F 8 .. Notre Dame .....	L .....	14-19
F 12 .. Chicago .....	W .....	31-20
F 19 .. at Ohio State .....	L .....	16-20
F 22 .. Iowa .....	W .....	24-21
F 26 .. at Indiana .....	L .....	23-31
F 28 .. at Illinois .....	L .....	28-32
M 5 .. Illinois .....	W .....	39-13
M 11 .. at Iowa .....	L .....	17-26
# — at Cleveland		

## 1927-28

(13-4; Big Ten 9-3, 3rd-tie)  
Coach: Walter Meanwell

D 10 .. Coe .....	W .....	18-6
D 16 .. Butler .....	W .....	25-18
D 19 .. DePauw .....	W .....	32-17
J 2 .. Oregon State .....	W .....	36-21
J 7 .. at Ohio State .....	W .....	30-13
J 9 .. Michigan .....	W .....	26-22
J 14 .. at Minnesota .....	W .....	35-26
J 16 .. Illinois .....	L .....	33-34
F 7 .. Notre Dame .....	L .....	14-21
F 11 .. Minnesota .....	W .....	38-18
F 18 .. Ohio State .....	W .....	21-18
F 20 .. at Iowa .....	W .....	31-21
F 23 .. Purdue .....	W .....	28-22
F 25 .. at Purdue .....	L .....	15-31
M 3 .. Iowa .....	W .....	20-17
M 5 .. at Michigan .....	L .....	19-42
M 9 .. at Illinois .....	W .....	32-22

## 1928-29

(15-2; Big Ten 10-2, 1st-tie)  
**BIG TEN CO-CHAMPIONS**  
Coach: Walter Meanwell

D 10 .. Franklin College .....	W .....	37-19
D 15 .. Pittsburgh # .....	W .....	34-24
D 29 .. Lombard .....	W .....	29-12
J 1 .. Carleton .....	W .....	32-24
J 5 .. at Minnesota .....	W .....	29-21
J 7 .. Michigan .....	L .....	23-31
J 12 .. at Chicago .....	W .....	33-21
J 14 .. Indiana .....	W .....	24-20
J 19 .. Minnesota .....	W .....	39-17
J 21 .. at Purdue .....	W .....	31-26
F 12 .. Bradley .....	W .....	48-22
F 16 .. at Indiana .....	W .....	27-25
F 18 .. Northwestern .....	W .....	37-23
F 23 .. at Northwestern .....	W .....	31-25
F 25 .. Purdue .....	W .....	27-24
M 4 .. at Michigan .....	L .....	22-37
M 9 .. Chicago .....	W .....	19-15
# — at Milwaukee		

## 1929-30

(15-2; Big Ten 8-2, 2nd)  
Coach: Walter Meanwell

D 14 .. Monmouth .....	W .....	28-10
D 19 .. Carleton .....	W .....	27-18
D 28 .. Lombard .....	W .....	22-11
D 31 .. Iowa State .....	W .....	34-17
J 4 .. at Northwestern .....	L .....	14-23
J 11 .. at Ohio State .....	W .....	32-25
J 18 .. Illinois .....	W .....	14-9
J 20 .. Chicago .....	W .....	33-23
J 23 .. at Indiana (OT) .....	W .....	23-21
F 8 .. Carroll .....	W .....	22-13
F 11 .. Marquette .....	W .....	29-15
F 13 .. at Marquette .....	W .....	29-22
F 15 .. Northwestern .....	W .....	29-22
F 22 .. at Chicago .....	L .....	21-23
F 24 .. Illinois .....	W .....	23-17
M 3 .. Ohio State .....	W .....	32-23
M 8 .. Indiana .....	W .....	34-23





# ALL-TIME SCORES

## 1939-40

(5-15; Big Ten 3-9, 9th)

Coach: Harold Foster

D 4 .. Carleton .....	W .....	37-19
D 9 .. Marquette .....	W .....	46-39
D 12 .. at Notre Dame .....	L .....	33-51
D 16 .. at Marquette .....	L .....	28-41
D 30 .. Nebraska # .....	L .....	43-53
J 2 .. Stanford .....	L .....	26-39
J 6 .. at Chicago .....	W .....	20-18
J 8 .. Michigan .....	L .....	39-44
J 13 .. at Purdue .....	L .....	36-49
J 15 .. Indiana .....	L .....	34-40
F 3 .. at Michigan State .....	L .....	41-48
F 5 .. Butler .....	L .....	46-50
F 10 .. at Iowa .....	L .....	35-37
F 12 .. Minnesota .....	W .....	36-34
F 17 .. at Ohio State .....	L .....	35-41
F 19 .. at Illinois .....	L .....	35-37
F 24 .. Purdue (OT) .....	L .....	45-48
F 26 .. at Minnesota .....	L .....	39-44
M 2 .. Northwestern .....	L .....	44-47
M 4 .. Chicago .....	W .....	46-31
# — at Milwaukee		

## 1940-41

(20-3; Big Ten 11-1, 1st)

NCAA CHAMPIONS

BIG TEN CHAMPIONS

Coach: Harold Foster

D 2 .... Ripon # .....	W .....	39-20
D 7 .... Marquette .....	W .....	38-32
D 14 .... Notre Dame .....	W .....	44-43
D 18 .... Pittsburgh .....	L .....	34-36
D 21 .... at Marquette .....	L .....	30-40
D 31 .... Princeton \$ .....	W .....	52-40
J 4 .... at Nebraska .....	W .....	46-31
J 6 .... at Minnesota .....	L .....	27-44
J 11 .... Iowa .....	W .....	49-35
J 13 .... Purdue (OT) .....	W .....	48-42
J 18 .... at Michigan .....	W .....	40-30
J 20 .... at Chicago .....	W .....	44-37
J 25 .... Ohio State .....	W .....	46-31
F 8 .... Butler .....	W .....	59-55
F 10 .... at Northwestern (OT) .....	W .....	48-46
F 15 .... Illinois .....	W .....	46-30
F 17 .... at Purdue .....	W .....	43-42
F 22 .... Chicago .....	W .....	65-25
F 24 .... at Indiana .....	W .....	38-30
M 1 .... Minnesota .....	W .....	42-32
M 21 .... Dartmouth % .....	W .....	51-50
M 22 .... Pittsburgh % .....	W .....	36-30
M 29 .... Washington State * .....	W .....	39-34
# — at Wisconsin Rapids		
\$ — at Milwaukee		
* — NCAA Regionals, Madison		
* — NCAA Finals, Kansas City, MO		

## 1941-42

(14-7; Big Ten 10-5, 2nd-tie)

Coach: Harold Foster

D 1 .. Carroll .....	W .....	56-35
D 6 .. Marquette .....	W .....	35-34
D 13 .. Notre Dame .....	W .....	43-35
D 20 .. at Marquette .....	W .....	36-25
D 31 .. Dartmouth # .....	L .....	49-57
J 3 .. Illinois .....	L .....	40-55
J 5 .. at Indiana .....	L .....	34-38
J 10 .. at Iowa .....	L .....	45-49
J 12 .. Chicago .....	W .....	56-24

J 17 .. at Northwestern \$ .....	W .....	49-46
J 19 .. Michigan .....	W .....	58-36
J 24 .. Indiana .....	W .....	42-36
F 7 .. Great Lakes .....	L .....	42-47
F 9 .. at Chicago .....	W .....	54-20
F 14 .. Ohio State .....	W .....	49-39
F 16 .. at Purdue .....	L .....	34-40
F 21 .. Northwestern .....	W .....	59-47
F 23 .. at Illinois .....	L .....	43-45
F 28 .. at Ohio State .....	W .....	44-39
M 2 .. at Minnesota .....	W .....	49-47
M 7 .. Iowa .....	W .....	62-45
# — at Milwaukee		
\$ — at Chicago Stadium		

## 1942-43

(12-9; Big Ten 6-6, 4th-tie)

Coach: Harold Foster

D 5 .. Marquette .....	W .....	45-36
D 12 .. Camp Grant .....	W .....	38-36
D 14 .. at Notre Dame (OT) .....	L .....	59-61
D 19 .. at Marquette .....	W .....	50-38
D 21 .. Oklahoma .....	W .....	48-37
D 31 .. Harvard # .....	W .....	58-41
J 4 .. Hamline .....	W .....	41-37
J 9 .. at Northwestern \$ .....	W .....	67-65
J 11 .. Illinois .....	L .....	40-52
J 15 .. at Michigan .....	L .....	34-38
J 16 .. at Michigan .....	W .....	55-34
J 26 .. at Great Lakes .....	L .....	43-61
J 30 .. Minnesota .....	W .....	54-33
F 6 .. Great Lakes .....	L .....	48-55
F 8 .. Chicago .....	W .....	74-30
F 13 .. Indiana .....	L .....	44-51
F 15 .. Indiana .....	W .....	57-53
F 20 .. at Illinois .....	L .....	26-50
F 22 .. Northwestern .....	L .....	54-56
F 27 .. at Purdue .....	W .....	53-45
M 1 .. at Minnesota .....	L .....	34-48
# — at Milwaukee		
\$ — at Chicago Stadium		

## 1943-44

(12-9; Big Ten 9-3, 2nd-tie)

Coach: Harold Foster

N 29 .. DePauw Pre-Flight .....	W .....	28-25
D 4 .. Marquette .....	L .....	43-51
D 11 .. at Notre Dame .....	L .....	31-41
D 13 .. Camp Grant .....	L .....	40-51
D 18 .. at Marquette .....	W .....	40-37
D 31 .. Notre Dame # .....	W .....	47-45
J 3 .. Illinois (OT) .....	L .....	43-45
J 7 .. at Illinois .....	W .....	43-38
J 8 .. at Northwestern \$ .....	L .....	38-60
J 14 .. Michigan .....	W .....	50-41
J 15 .. Michigan .....	W .....	42-31
J 29 .. at Minnesota .....	W .....	49-30
F 4 .. Northwestern (2OT) .....	W .....	50-47
F 7 .. Great Lakes .....	L .....	40-63
F 11 .. at Indiana .....	W .....	62-43
F 12 .. at Indiana .....	W .....	52-31
F 19 .. Purdue (OT) .....	L .....	50-52
F 25 .. Minnesota .....	W .....	50-33
M 3 .. at DePaul \$ .....	L .....	35-48
M 4 .. at Chicago .....	W .....	74-46
M 5 .. at Great Lakes .....	L .....	47-63
# — at Milwaukee		
\$ — at Chicago Stadium		

## 1944-45

(10-11; Big Ten 4-8, 6th-tie)

Coach: Harold Foster

D 2 .. Lawrence .....	W .....	48-22
D 9 .. Marquette .....	W .....	45-40
D 16 .. Notre Dame .....	L .....	46-57
D 20 .. Iowa Pre-Flight .....	W .....	51-43
D 23 .. at Marquette .....	W .....	46-39
D 30 .. Missouri # .....	W .....	52-37
J 6 .. Northwestern .....	L .....	37-52
J 8 .. at Truax Field .....	W .....	53-42
J 13 .. Minnesota .....	W .....	46-37
J 22 .. Great Lakes .....	L .....	51-66
J 27 .. at Northwestern \$ .....	W .....	44-43
J 29 .. at Purdue .....	L .....	34-45
F 2 .. at Michigan .....	L .....	39-50
F 3 .. at Ohio State .....	L .....	36-40
F 4 .. at Great Lakes .....	L .....	49-59
F 9 .. Ohio State .....	L .....	34-63
F 10 .. Michigan .....	W .....	55-44
F 17 .. Purdue .....	W .....	64-48
F 19 .. at Iowa .....	L .....	53-54
F 24 .. Iowa .....	L .....	38-68
M 3 .. at Minnesota .....	L .....	50-54
# — at Milwaukee		
\$ — at Chicago Stadium		

## 1945-46

(4-17; Big Ten 1-11, 9th)

Coach: Harold Foster

D 1 .. Carroll .....	W .....	67-25
D 3 .. Ripon .....	W .....	59-24
D 8 .. Marquette .....	W .....	42-32
D 15 .. at Notre Dame .....	L .....	51-65
D 17 .. Great Lakes .....	L .....	47-54
D 22 .. at Marquette .....	L .....	41-62
D 23 .. at Great Lakes .....	L .....	39-53
J 1 .. Illinois .....	L .....	31-56
J 5 .. Minnesota .....	L .....	45-59
J 7 .. at Iowa .....	L .....	50-57
J 12 .. Purdue .....	L .....	49-53
J 26 .. at Northwestern \$ .....	L .....	34-56
J 28 .. at Purdue .....	L .....	46-59
F 2 .. Michigan .....	W .....	58-57
F 9 .. Northwestern .....	L .....	58-63
F 11 .. at Michigan .....	L .....	56-66
F 16 .. Iowa .....	L .....	39-44
F 18 .. at Illinois .....	L .....	53-72
F 23 .. Michigan State .....	L .....	48-59
M 1 .. at Michigan State .....	L .....	52-56
M 4 .. at Minnesota .....	L .....	57-58
\$ — at Chicago Stadium		

## 1946-47

(16-6; Big Ten 9-3, 1st)

BIG TEN CHAMPIONS

NCAA TOURNAMENT

Coach: Harold Foster

D 2 .. Lawrence .....	W .....	61-43
D 7 .. Marquette .....	W .....	65-51
D 9 .. at Butler .....	W .....	60-52
D 14 .. Notre Dame (OT) .....	W .....	53-49
D 18 .. Oklahoma .....	L .....	40-56
D 21 .. at Marquette .....	L .....	47-55
D 23 .. So. California .....	W .....	61-56
J 1 .. Illinois .....	W .....	53-47
J 4 .. at Iowa .....	W .....	63-62
J 11 .. Indiana .....	W .....	70-49
J 20 .. at Michigan State .....	W .....	58-48
J 25 .. at Illinois .....	L .....	37-63
J 27 .. Northwestern .....	W .....	45-44
F 3 .. Iowa .....	W .....	60-53

# ALL-TIME SCORES

F 8 .. Minnesota .....	W	60-51
F 10 .. at Michigan .....	W	52-51
F 15 .. at Northwestern \$ .....	W	54-42
F 22 .. Ohio State .....	L	56-57
F 24 .. at Purdue .....	W	72-60
M 1 .. at Minnesota .....	L	55-58
M 20 .. City College of NY % .....	L	56-70
M 22 .. Navy % .....	W	50-49
\$ — at Chicago Stadium		
% — NCAA Regionals, New York City		

## 1947-48

(12-8; Big Ten 7-5, 3rd-tie)

Coach: Harold Foster

D 6 .. Marquette .....	W	57-50
D 8 .. Butler .....	W	61-53
D 12 .. Pittsburgh .....	W	49-36
D 19 .. at California .....	L	61-73
D 20 .. at California .....	L	44-59
D 22 .. at Oklahoma .....	L	49-75
D 31 .. at Marquette .....	W	67-60
J 3 .. Illinois .....	W	52-47
J 5 .. Minnesota .....	W	59-50
J 10 .. at Indiana .....	W	58-54
J 12 .. Iowa .....	W	60-51
J 17 .. Michigan .....	L	39-43
J 19 .. Purdue .....	W	49-44
J 24 .. at Illinois .....	L	36-57
F 7 .. at Northwestern \$ .....	W	68-62
F 9 .. Michigan State .....	W	51-39
F 16 .. at Ohio State .....	L	47-53
F 21 .. at Iowa .....	L	40-62
F 23 .. Northwestern .....	W	59-54
M 1 .. at Minnesota .....	L	41-46
\$ — at Chicago Stadium		

## 1948-49

(12-10; Big Ten 5-7, 7th)

Coach: Harold Foster

D 1 .. Ripon .....	W	66-36
D 4 .. Marquette (OT) .....	W	67-63
D 9 .. Missouri .....	W	58-42
D 11 .. Loyola (IL) .....	L	37-40
D 13 .. at Notre Dame .....	L	54-60
D 21 .. at So. California .....	L	31-36
D 23 .. at UCLA .....	W	49-46
D 31 .. at Marquette .....	W	60-34
J 3 .. at Illinois .....	L	50-62
J 8 .. Creighton .....	W	75-39
J 10 .. at Minnesota .....	L	33-47
J 15 .. Indiana .....	W	58-48
J 17 .. Ohio State .....	L	54-57
F 5 .. Illinois .....	L	54-61
F 7 .. at Michigan .....	L	38-40
F 12 .. at Northwestern \$ .....	W	56-52
F 14 .. at Purdue .....	L	48-53
F 19 .. at Iowa .....	L	60-61
F 21 .. Northwestern .....	W	57-46
F 26 .. Western Ontario .....	W	79-45
F 28 .. Iowa .....	W	70-47
M 5 .. Minnesota .....	W	45-43
\$ — at Chicago Stadium		

## 1949-50

(17-5; Big Ten 9-3, 2nd)

Coach: Harold Foster

D 3 .. Marquette .....	W	63-48
D 6 .. Kansas State .....	W	56-48
D 8 .. Oregon State .....	L	36-49
D 10 .. at Loyola (IL) .....	W	68-55
D 13 .. Notre Dame .....	W	56-48
D 17 .. at Marquette .....	W	62-45
D 20 .. at Missouri .....	L	48-50
D 28 .. Rutgers # .....	W	68-55

D 30 .. UCLA .....	W	54-52
J 2 .. Illinois .....	W	59-50
J 7 .. at Indiana .....	L	59-61
J 14 .. Michigan .....	W	53-41
J 16 .. Minnesota .....	W	57-54
F 4 .. at Ohio State .....	L	47-61
F 6 .. at Michigan State .....	W	66-47
F 11 .. at Northwestern \$ .....	W	66-59
F 13 .. at Iowa (OT) .....	W	66-62
F 18 .. Iowa .....	W	53-44
F 20 .. Purdue .....	W	56-45
F 25 .. at Illinois .....	L	58-76
F 27 .. Northwestern .....	W	67-53
M 4 .. at Minnesota .....	W	60-54
# — at Iowa City, IA		
\$ — at Chicago Stadium		

## 1950-51

(10-12; Big Ten 7-7, 4th-tie)

Coach: Harold Foster

D 2 .. Marquette .....	W	49-42
D 8 .. Loyola (IL) .....	L	51-54
D 11 .. at Notre Dame .....	L	61-67
D 16 .. at Marquette .....	L	58-61
D 18 .. at Kansas State .....	L	58-77
D 19 .. at St. Louis (OT) .....	L	48-53
D 28 .. San Jose State .....	W	75-59
J 1 .. Illinois (OT) .....	L	69-71
J 6 .. at Michigan .....	W	61-52
J 8 .. at Michigan State .....	W	53-52
J 13 .. at Ohio State .....	W	74-67
J 15 .. Northwestern .....	W	68-56
F 1 .. Butler .....	W	60-35
F 3 .. at Minnesota .....	W	47-44
F 5 .. Ohio State .....	W	56-51
F 10 .. at Illinois .....	L	52-63
F 12 .. at Purdue .....	L	46-62
F 17 .. Iowa .....	L	60-73
F 24 .. Michigan State .....	W	35-29
F 26 .. Michigan .....	L	50-52
M 3 .. Purdue .....	L	61-64
M 5 .. at Indiana .....	L	58-68

## 1951-52

(10-12; Big Ten 5-9, 7th)

Coach: Harold Foster

D 1 .. Marquette .....	W	48-46
D 8 .. Notre Dame .....	L	53-63
D 13 .. Loyola (LA) .....	W	66-47
D 17 .. St. Louis .....	W	55-54
D 22 .. at Marquette .....	L	47-51
D 27 .. Oregon # .....	W	82-77
D 28 .. California # .....	L	49-68
J 5 .. Purdue .....	L	64-79
J 7 .. at Illinois .....	L	49-53
J 12 .. Ohio State .....	W	58-51
J 19 .. at Northwestern .....	W	74-58
J 21 .. at Michigan State .....	L	39-50
F 6 .. at Butler .....	W	62-60
F 9 .. Minnesota .....	L	47-54
F 11 .. at Purdue .....	L	67-78
F 16 .. Michigan State .....	L	55-57
F 18 .. at Michigan .....	L	55-56
F 23 .. Indiana .....	L	48-63
F 25 .. Michigan .....	W	69-53
M 1 .. at Ohio State .....	L	56-69
M 3 .. at Iowa .....	W	78-75
M 8 .. Illinois .....	W	58-48
# — at San Francisco		

## 1952-53

(13-9; Big Ten 10-8, 5th)

Coach: Harold Foster

D 5 .. Marquette .....	W	76-55
D 8 .. at Loyola (LA) .....	W	81-60
D 15 .. Iowa .....	W	75-70
D 20 .. at Purdue .....	L	59-65
D 26 .. California .....	W	64-57
D 27 .. Oregon # .....	L	64-66
D 29 .. at Iowa .....	L	66-83
J 3 .. Purdue .....	W	50-46
J 5 .. at Minnesota .....	L	53-64
J 10 .. at Illinois .....	L	61-71
J 12 .. Minnesota .....	W	76-74
J 17 .. at Northwestern .....	W	78-56
J 19 .. Ohio State .....	W	64-51
F 7 .. Illinois .....	L	61-65
F 9 .. at Indiana .....	L	48-66
F 14 .. Michigan .....	W	75-63
F 16 .. Indiana .....	L	70-72
F 21 .. at Michigan .....	W	74-52
F 23 .. at Michigan State .....	L	45-53
F 28 .. at Ohio State .....	W	69-63
M 7 .. Northwestern .....	W	74-58
M 9 .. Michigan State .....	W	58-51
# — at Iowa City, IA		

## 1953-54

(12-10; Big Ten 6-8, 5th-tie)

Coach: Harold Foster

D 1 .. Butler .....	W	70-54
D 4 .. at Marquette .....	W	64-56
D 7 .. at Loyola (IL) .....	W	75-54
D 12 .. Missouri .....	W	64-53
D 14 .. Oklahoma .....	L	65-69
D 19 .. at Louisiana State .....	W	82-66
D 21 .. at Tulane (OT) .....	L	55-57
D 28 .. Denver .....	W	67-48
J 2 .. Purdue .....	W	66-57
J 4 .. at Indiana .....	L	67-70
J 9 .. at Iowa .....	L	54-71
J 11 .. Northwestern .....	W	64-47
J 16 .. Indiana .....	L	74-90
J 18 .. at Michigan State .....	W	57-53
F 6 .. at Ohio State .....	W	79-73
F 13 .. Illinois (OT) .....	L	64-70
F 15 .. Minnesota .....	L	68-78
F 20 .. Michigan .....	W	77-56
F 22 .. at Illinois .....	L	64-66
F 27 .. at Purdue .....	L	66-71
M 1 .. Michigan State .....	W	79-56
M 6 .. at Minnesota .....	L	73-78

## 1954-55

(10-12; Big Ten 5-9, 6th-tie)

Coach: Harold Foster

D 4 .. at Notre Dame .....	L	61-72
D 6 .. Western Michigan .....	W	80-68
D 11 .. at Oklahoma .....	W	77-66
D 13 .. at Missouri .....	L	56-67
D 18 .. Louisiana State .....	W	107-68
D 20 .. Tulane .....	L	66-69
D 29 .. Princeton .....	W	66-64
J 1 .. at Illinois .....	W	79-64
J 3 .. Iowa .....	L	69-86
J 8 .. at Michigan State .....	L	77-94
J 10 .. at Michigan .....	L	63-90
J 15 .. Indiana .....	W	77-66
J 17 .. at Butler .....	W	57-53
F 5 .. Michigan State .....	L	70-73
F 7 .. at Indiana .....	L	58-65
F 12 .. Ohio State .....	W	86-63
F 14 .. at Purdue .....	L	63-75
F 19 .. Illinois .....	L	71-99

# ALL-TIME SCORES

F 21 .. Minnesota .....	L .....	69-71
F 26 .. at Northwestern .....	L .....	72-80
F 28 .. Purdue .....	W .....	75-73
M 5 .. at Minnesota .....	W .....	78-72

## 1955-56

(6-16; Big Ten 4-10, 8th-tie)

Coach: Harold Foster

D 1 .. Butler .....	L .....	63-67
D 5 .. at Notre Dame .....	W .....	70-66
D 10 .. Kansas .....	L .....	66-74
D 12 .. So. Methodist .....	L .....	62-75
D 19 .. Nebraska .....	W .....	71-52
D 28 .. at Washington .....	L .....	53-54
D 29 .. at California .....	L .....	55-62
D 30 .. at Stanford .....	L .....	53-65
J 2 .. Purdue .....	L .....	66-78
J 7 .. Indiana .....	L .....	71-75
J 9 .. at Illinois .....	L .....	77-96
J 14 .. at Ohio State (2OT) .....	L .....	98-100
J 16 .. Michigan .....	W .....	69-58
F 4 .. at Northwestern .....	W .....	79-55
F 6 .. Iowa .....	L .....	74-78
F 11 .. Minnesota .....	L .....	71-77
F 13 .. at Indiana .....	W .....	69-67
F 18 .. at Iowa .....	L .....	66-80
F 20 .. Ohio State .....	L .....	71-79
F 25 .. at Michigan .....	L .....	68-78
F 27 .. at Michigan State .....	L .....	82-89
M 3 .. Northwestern .....	W .....	76-70

## 1956-57

(5-17; Big Ten 3-11, 9th)

Coach: Harold Foster

D 1 .. South Dakota (OT) .....	L .....	56-58
D 3 .. at Butler .....	L .....	50-54
D 8 .. Notre Dame .....	L .....	55-75
D 10 .. at Nebraska .....	L .....	51-53
D 15 .. Washington U. ....	W .....	41-38
D 20 .. at Bradley .....	L .....	62-74
D 22 .. at Kansas .....	L .....	62-83
D 29 .. Yale .....	W .....	64-46
J 5 .. at Northwestern .....	L .....	54-75
J 7 .. at Indiana .....	L .....	68-79
J 12 .. Illinois .....	L .....	63-79
J 14 .. at Michigan .....	L .....	62-71
J 19 .. Iowa .....	L .....	47-70
J 21 .. Ohio State .....	L .....	64-67
F 11 .. Michigan .....	W .....	70-65
F 16 .. at Ohio State .....	L .....	50-63
F 18 .. at Minnesota .....	L .....	53-85
F 23 .. Indiana .....	L .....	74-85
F 25 .. Michigan State .....	L .....	62-78
M 2 .. at Purdue .....	L .....	66-85
M 4 .. Northwestern .....	W .....	82-69
M 9 .. at Iowa .....	W .....	60-59

## 1957-58

(8-14; Big Ten 3-11, 10th)

Coach: Harold Foster

D 2 .. South Dakota .....	W .....	63-56
D 7 .. Notre Dame .....	L .....	53-75
D 9 .. at Washington U. ....	W .....	43-33
D 16 .. Rice .....	W .....	67-62
D 19 .. Butler .....	W .....	59-58
D 27 .. at New Mexico # .....	W .....	61-59
D 28 .. Wyoming # .....	L .....	65-93
D 30 .. at Utah .....	L .....	70-72
J 4 .. Illinois .....	L .....	59-64
J 6 .. at Michigan .....	L .....	49-70
J 11 .. Ohio State .....	W .....	67-64
J 13 .. at Illinois .....	W .....	71-70
J 18 .. at Purdue .....	L .....	47-62
J 20 .. Michigan State .....	W .....	66-52

F 8 .. Minnesota .....	L .....	66-71
F 10 .. Indiana .....	L .....	87-93
F 15 .. Purdue .....	L .....	76-81
F 17 .. at Iowa .....	L .....	61-74
F 22 .. at Michigan State .....	L .....	59-93
F 24 .. at Minnesota .....	L .....	63-71
M 1 .. at Northwestern .....	L .....	65-82
M 3 .. Michigan .....	L .....	65-72
# — New Mexico Classic, Albuquerque		

## 1958-59

(3-19; Big Ten 1-13, 10th)

Coach: Harold Foster

D 2 .. Marquette .....	L .....	47-76
D 6 .. at Rice .....	L .....	37-78
D 8 .. at So. Methodist .....	L .....	63-81
D 13 .. Notre Dame .....	W .....	56-54
D 15 .. Missouri .....	W .....	68-60
D 19 .. Washington .....	L .....	48-62
D 20 .. California # .....	L .....	53-68
D 30 .. at Butler .....	L .....	55-69
J 3 .. at Minnesota .....	L .....	66-79
J 5 .. Illinois .....	L .....	51-77
J 10 .. at Purdue .....	L .....	61-84
J 12 .. Michigan .....	L .....	74-84
F 2 .. Michigan State .....	L .....	57-88
F 7 .. at Ohio State .....	L .....	72-78
F 9 .. Purdue .....	W .....	91-86
F 14 .. Iowa .....	L .....	84-94
F 16 .. at Illinois .....	L .....	54-93
F 21 .. Minnesota .....	L .....	50-69
F 23 .. at Michigan .....	L .....	63-87
F 28 .. Northwestern .....	L .....	82-86
M 2 .. at Michigan State .....	L .....	73-93
M 7 .. at Indiana .....	L .....	71-97
# — at Iowa City, IA		

## 1959-60

(8-16; Big Ten 4-10, 9th)

Coach: John Erickson

D 1 .. Butler .....	L .....	82-88
D 5 .. Iowa State .....	L .....	53-71
D 7 .. at Notre Dame .....	L .....	58-78
D 12 .. Loyola (IL) .....	W .....	85-67
D 14 .. at Missouri .....	L .....	66-78
D 19 .. at Marquette .....	L .....	66-84
D 21 .. Stanford .....	W .....	61-60
D 26 .. Boston College # .....	W .....	95-82
D 28 .. at Canisius # .....	L .....	65-80
J 2 .. Michigan State .....	L .....	79-91
J 4 .. Iowa .....	L .....	64-71
J 9 .. at Purdue .....	L .....	69-99
J 11 .. Northwestern .....	L .....	69-77
J 27 .. North Dakota .....	W .....	92-80
J 30 .. at Minnesota .....	L .....	72-86
F 6 .. Indiana .....	L .....	85-97
F 8 .. Ohio State .....	L .....	69-106
F 13 .. at Indiana .....	L .....	71-91
F 15 .. at Iowa .....	W .....	63-58
F 20 .. Illinois .....	W .....	75-63
F 22 .. at Michigan (OT) .....	W .....	88-82
F 27 .. at Ohio State .....	L .....	68-93
F 29 .. at Northwestern .....	L .....	59-73
M 5 .. Purdue .....	W .....	89-80
# — Queen City Tournament, Buffalo, NY		

## 1960-61

(7-17; Big Ten 4-10, 8th)

Coach: John Erickson

D 1 .. at Butler .....	L .....	58-73
D 3 .. Air Force .....	W .....	80-67
D 5 .. at Iowa State .....	L .....	76-88
D 10 .. Marquette .....	W .....	55-51
D 17 .. at Bradley .....	L .....	66-88
D 20 .. Nevada .....	W .....	89-56
D 28 .. Oregon State # .....	L .....	54-56
D 29 .. at Portland # (OT) .....	L .....	71-79
D 30 .. Washington State # .....	L .....	72-78
J 7 .. at Michigan State .....	W .....	74-71
J 9 .. Iowa .....	L .....	68-76
J 28 .. at Loyola (IL) .....	L .....	79-87
J 30 .. Ohio State .....	L .....	68-100
F 4 .. at Purdue .....	L .....	58-69
F 6 .. at Illinois .....	L .....	73-77
F 11 .. at Northwestern .....	L .....	52-54
F 13 .. at Iowa .....	L .....	61-63
F 18 .. Indiana .....	L .....	84-98
F 20 .. Minnesota .....	W .....	83-75
F 25 .. at Ohio State .....	L .....	74-97
F 27 .. Michigan .....	W .....	76-68
M 4 .. Northwestern .....	W .....	75-61
M 6 .. at Indiana .....	L .....	69-80
M 11 .. Purdue .....	L .....	81-88
# — Far West Classic, Portland, OR		

## 1961-62

(17-7; Big Ten 10-4, 2nd)

Coach: John Erickson

D 2 .. South Dakota .....	W .....	99-63
D 4 .. Florida State .....	W .....	64-63
D 9 .. Cincinnati .....	L .....	67-86
D 11 .. Washington U. ....	W .....	91-63
D 16 .. Pacific .....	W .....	92-68
D 20 .. at Marquette .....	L .....	75-92
D 26 .. Providence # .....	W .....	95-84
D 28 .. Dayton # .....	W .....	105-93
D 30 .. Cincinnati # .....	L .....	71-101
J 6 .. Iowa .....	W .....	91-79
J 8 .. at Michigan State .....	W .....	83-78
J 23 .. North Dakota State .....	W .....	102-50
J 27 .. Purdue .....	W .....	89-86
J 29 .. at Illinois .....	W .....	85-81
F 3 .. at Minnesota .....	W .....	94-88
F 5 .. Michigan .....	L .....	74-81
F 10 .. Michigan State .....	W .....	77-72
F 12 .. at Indiana .....	W .....	105-94
F 17 .. at Michigan .....	L .....	65-84
F 19 .. Illinois .....	W .....	103-101
F 24 .. at Northwestern .....	W .....	65-64
F 26 .. Minnesota .....	L .....	90-92
M 3 .. Ohio State .....	W .....	86-67
M 10 .. at Iowa .....	L .....	64-81
# — ECAC Holiday Festival, New York City		

## 1962-63

(14-10; Big Ten 7-7, 6th)

Coach: John Erickson

D 1 .. at Air Force .....	W .....	72-64
D 3 .. at Arizona .....	L .....	46-51
D 8 .. Texas-El Paso .....	W .....	73-59
D 10 .. Indiana State .....	L .....	86-87
D 15 .. Miami (OH) .....	W .....	84-58
D 19 .. Marquette .....	W .....	76-58
D 22 .. UCLA .....	L .....	63-77
D 28 .. Utah # .....	W .....	94-72
D 29 .. at Marquette # .....	W .....	94-72
J 5 .. at Purdue .....	W .....	74-66
J 12 .. Michigan State .....	L .....	68-75
J 14 .. at Iowa .....	L .....	56-65
J 26 .. St. John's (NY) .....	W .....	85-52

# ALL-TIME SCORES

F 2 .. Minnesota .....	L.....	68-69
F 4 .. at Michigan .....	W.....	81-78
F 9 .. at Ohio State .....	L.....	70-94
F 11 .. Illinois .....	W.....	84-77
F 16 .. Northwestern .....	W.....	78-65
F 18 .. at Minnesota .....	L.....	48-72
F 23 .. at Illinois .....	L.....	77-89
F 25 .. Indiana .....	W.....	102-96
M 2 .. at Michigan State (OT) .....	W.....	92-89
M 4 .. Iowa .....	W.....	75-69
M 9 .. Michigan .....	L.....	80-82

# — Milwaukee Classic

## 1963-64

(8-16; Big Ten 2-12, 10th)

Coach: John Erickson

D 2 .. Kent .....	W.....	88-77
D 7 .. Ohio .....	L.....	76-77
D 10 .. Pittsburgh .....	W.....	85-83
D 14 .. at Cincinnati .....	L.....	60-65
D 17 .. Gonzaga .....	W.....	115-71
D 20 .. at Kentucky # .....	L.....	85-108
D 21 .. Princeton # (OT) .....	L.....	87-90
D 27 .. Dartmouth \$ .....	W.....	94-68
D 28 .. Georgia Tech \$ .....	W.....	104-84
J 4 .. Ohio State .....	L.....	85-101
J 6 .. at Michigan State .....	L.....	90-106
J 11 .. at Northwestern .....	L.....	63-76
J 13 .. Iowa .....	W.....	79-61
J 28 .. at Marquette .....	W.....	72-68
F 1 .. at Minnesota .....	L.....	92-111
F 8 .. Purdue .....	W.....	81-80
F 11 .. Northwestern .....	L.....	64-72
F 15 .. at Ohio State .....	L.....	74-92
F 17 .. Indiana (2OT) .....	L.....	80-82
F 22 .. Michigan .....	L.....	59-103
F 24 .. at Indiana .....	L.....	82-108
F 29 .. at Purdue .....	L.....	83-97
M 2 .. Minnesota .....	L.....	96-105
M 7 .. at Illinois .....	L.....	73-97

# — Kentucky Invitational  
\$ — Milwaukee Classic

## 1964-65

(9-13; Big Ten 4-10, 8th)

Coach: John Erickson

D 1 .. Houston .....	W.....	76-65
D 8 .. at Pittsburgh .....	W.....	80-63
D 12 .. Bowling Green .....	W.....	87-56
D 15 .. Illinois .....	L.....	56-70
D 18 .. Boston College # .....	L.....	85-86
D 19 .. at Marquette # .....	L.....	61-62
D 26 .. Boston College \$ .....	W.....	70-69
J 4 .. at Iowa .....	L.....	62-92
J 9 .. at Minnesota .....	L.....	57-81
J 11 .. Purdue .....	W.....	76-66
J 13 .. Marquette .....	L.....	58-59
J 30 .. at Ohio State .....	L.....	86-98
F 1 .. at Notre Dame .....	W.....	98-90
F 6 .. Ohio State .....	L.....	71-73
F 13 .. at Purdue .....	L.....	74-83
F 16 .. Minnesota .....	L.....	91-101
F 20 .. at Indiana .....	L.....	87-101
F 23 .. Northwestern (OT) .....	W.....	93-87
F 27 .. Michigan State .....	W.....	99-89
M 2 .. at Michigan .....	L.....	75-98
M 6 .. at Northwestern .....	W.....	88-76
M 8 .. Indiana .....	L.....	73-92

# — Milwaukee Classic  
\$ — Rainbow Classic, Honolulu

## 1965-66

(11-13; Big Ten 6-8, 7th)

Coach: John Erickson

D 1 .. Nebraska .....	L.....	88-101
D 4 .. Notre Dame .....	W.....	97-79
D 11 .. at Houston .....	L.....	57-82
D 14 .. Illinois .....	L.....	70-90
D 17 .. Washington # .....	L.....	67-81
D 18 .. West Virginia # .....	L.....	93-101
D 20 .. Montana .....	W.....	76-72
D 22 .. at Cincinnati .....	L.....	74-87
D 29 .. Pennsylvania .....	W.....	84-70
J 3 .. at Marquette .....	W.....	73-72
J 8 .. Iowa .....	W.....	69-68
J 11 .. at Illinois .....	L.....	64-80
J 27 .. Hardin-Simmons .....	W.....	83-63
J 29 .. Michigan .....	L.....	67-69
J 31 .. at Ohio State (OT) .....	L.....	81-87
F 5 .. at Michigan State .....	L.....	65-79
F 7 .. Indiana .....	W.....	79-78
F 12 .. at Michigan .....	L.....	102-120
F 19 .. Michigan State .....	W.....	78-77
F 21 .. at Northwestern .....	L.....	65-76
F 26 .. at Iowa .....	L.....	70-80
F 28 .. Northwestern .....	W.....	90-62
M 5 .. Purdue .....	W.....	69-68
M 7 .. at Minnesota .....	W.....	87-74

# — Milwaukee Classic

## 1966-67

(13-11; Big Ten 8-6, 4th)

Coach: John Erickson

D 3 .. Cincinnati (OT) .....	L.....	70-77
D 10 .. at Bowling Green .....	L.....	69-81
D 13 .. Iowa State .....	W.....	80-73
D 16 .. Fordham # .....	W.....	67-66
D 17 .. South Carolina # .....	W.....	88-84
D 19 .. at Illinois .....	L.....	74-87
D 28 .. at UCLA \$ .....	L.....	56-100
D 29 .. Michigan \$ .....	L.....	88-98
D 30 .. Arizona \$ .....	W.....	104-77
J 4 .. Marquette .....	L.....	60-66
J 7 .. at Purdue .....	W.....	79-76
J 10 .. Michigan .....	W.....	98-90
J 25 .. South Dakota .....	W.....	94-53
J 28 .. at Michigan State .....	L.....	61-68
F 4 .. Ohio State (OT) .....	L.....	84-90
F 11 .. at Indiana .....	L.....	81-93
F 14 .. Minnesota .....	W.....	85-75
F 18 .. at Iowa (3OT) .....	W.....	96-95
F 21 .. Northwestern .....	W.....	110-94
F 25 .. Michigan State .....	W.....	68-64
F 28 .. at Northwestern .....	L.....	82-91
M 4 .. Michigan % .....	W.....	80-79
M 7 .. Iowa (OT) .....	L.....	87-90
M 11 .. Illinois .....	W.....	102-92

# — Milwaukee Classic  
\$ — Los Angeles Classic  
% — at Detroit

## 1967-68

(13-11; Big Ten 7-7, 5th)

Coach: John Erickson

D 2 .. DePauw .....	W.....	90-68
D 5 .. Notre Dame .....	L.....	73-81
D 9 .. So. Methodist .....	W.....	120-82
D 15 .. Louisiana State # .....	W.....	96-94
D 16 .. at Marquette # .....	W.....	70-62
D 20 .. Florida .....	W.....	86-81
D 27 .. at Pennsylvania \$ .....	W.....	86-67
D 28 .. Temple \$ .....	L.....	80-82
D 29 .. Duquesne \$ .....	L.....	66-76
J 6 .. Michigan .....	W.....	77-75
J 9 .. at Purdue .....	L.....	79-99

J 11 .. at Marquette .....	L.....	56-71
J 16 .. Michigan State .....	W.....	70-68
J 30 .. at Minnesota .....	W.....	72-62
F 3 .. at Ohio State .....	L.....	64-86
F 6 .. Illinois .....	L.....	60-68
F 10 .. Indiana .....	W.....	95-83
F 12 .. Ohio State .....	W.....	86-78
F 17 .. at Iowa .....	L.....	61-69
F 24 .. at Michigan State .....	L.....	77-87
F 27 .. Minnesota .....	W.....	94-82
M 2 .. Purdue .....	W.....	104-84
M 5 .. at Indiana .....	L.....	85-93
M 9 .. at Northwestern .....	L.....	75-77

# — Milwaukee Classic  
\$ — Quaker City Classic, Philadelphia

## 1968-69

(11-13; Big Ten 5-9, 8th-tie)

Coach: John Powless

N 30 .. at Nebraska .....	L.....	55-68
D 3 .. Kansas .....	W.....	67-62
D 7 .. North Dakota .....	W.....	94-48
D 11 .. at Notre Dame .....	L.....	56-57
D 14 .. Northern Illinois .....	W.....	69-67
D 21 .. at Florida .....	L.....	66-71
D 27 .. Ohio # .....	W.....	74-68
D 28 .. at Marquette # .....	L.....	56-59
D 31 .. Kentucky \$ .....	W.....	69-65
J 4 .. Purdue .....	L.....	80-86
J 7 .. at Michigan State .....	L.....	67-77
J 11 .. at Ohio State .....	L.....	69-84
J 14 .. Minnesota .....	W.....	68-61
J 28 .. Marquette .....	W.....	56-50
F 1 .. at Illinois .....	L.....	73-86
F 4 .. Indiana .....	L.....	63-65
F 8 .. Ohio State .....	W.....	77-73
F 11 .. at Minnesota .....	W.....	69-63
F 15 .. at Purdue .....	L.....	69-87
F 22 .. Michigan State .....	W.....	76-64
F 25 .. at Indiana .....	L.....	84-101
M 1 .. at Michigan .....	L.....	79-84
M 4 .. Northwestern .....	L.....	70-72
M 8 .. Iowa .....	W.....	84-74

# — Milwaukee Classic  
\$ — at Chicago Stadium

## 1969-70

(10-14; Big Ten 5-9, 6th-tie)

Coach: John Powless

D 1 .. Ball State .....	W.....	88-74
D 6 .. at So. Methodist .....	W.....	78-76
D 8 .. at Kansas .....	L.....	60-76
D 13 .. Southern Illinois .....	L.....	69-74
D 16 .. at Iowa State .....	L.....	73-84
D 20 .. Pittsburgh .....	W.....	85-71
D 26 .. Utah State # .....	W.....	81-74
D 27 .. at Marquette # .....	L.....	43-64
J 3 .. Illinois .....	L.....	69-74
J 6 .. at Purdue .....	L.....	74-90
J 10 .. Iowa .....	L.....	74-92
J 13 .. Minnesota .....	W.....	90-84
J 27 .. at Marquette .....	L.....	51-60
J 31 .. Ohio .....	W.....	72-69
F 3 .. at Illinois .....	W.....	66-65
F 7 .. Michigan State .....	W.....	89-79
F 10 .. at Iowa .....	L.....	100-119
F 14 .. Michigan .....	W.....	84-74
F 17 .. Indiana .....	L.....	77-89
F 21 .. at Northwestern .....	L.....	75-82
F 24 .. Ohio State .....	L.....	86-98
F 28 .. at Michigan .....	W.....	90-86
M 3 .. Northwestern .....	L.....	82-87
M 7 .. at Ohio State .....	L.....	87-96

# — Milwaukee Classic

# ALL-TIME SCORES

## 1970-71

(9-15; Big Ten 4-10, 7th-tie)

Coach: John Powless

D 1 .. Eastern Illinois .....	W .....	102-84
D 5 .. Michigan Tech .....	W .....	114-70
D 8 .. at Pittsburgh .....	L .....	76-81
D 12 .. Loyola (LA) .....	W .....	94-83
D 15 .. at Ohio .....	L .....	80-81
D 19 .. Tulane .....	W .....	96-77
D 29 .. Texas # .....	W .....	89-73
D 30 .. at Marquette # .....	L .....	69-72
J 4 .. Australia .....	E .....	94-63
J 9 .. Michigan .....	L .....	89-90
J 12 .. at Illinois .....	L .....	82-84
J 16 .. at Ohio State .....	L .....	69-83
J 19 .. Northwestern .....	W .....	87-72
F 2 .. Marquette .....	L .....	75-89
F 6 .. Iowa .....	L .....	91-93
F 9 .. at Southern Illinois .....	L .....	75-86
F 13 .. at Northwestern .....	L .....	91-101
F 16 .. Ohio State .....	L .....	71-79
F 20 .. at Michigan State .....	L .....	78-97
F 23 .. Illinois .....	W .....	88-84
F 27 .. at Iowa .....	W .....	89-83
M 2 .. Indiana (2OT) .....	W .....	94-87
M 6 .. at Minnesota .....	L .....	98-104
M 9 .. Purdue .....	L .....	77-81
M 13 .. at Michigan .....	L .....	73-93

# — Milwaukee Classic

## 1971-72

(13-11; Big Ten 6-8, 5th-tie)

Coach: John Powless

D 1 .. Michigan Tech .....	W .....	107-74
D 4 .. at Tulane .....	L .....	70-72
D 6 .. at Loyola (LA) .....	W .....	67-66
D 8 .. DePauw .....	W .....	92-69
D 11 .. Northern Michigan .....	W .....	104-65
D 13 .. Florida Tech .....	W .....	90-58
D 15 .. Australia .....	E .....	90-78
D 18 .. Pittsburgh .....	W .....	80-63
D 27 .. Marshall # .....	L .....	83-85
D 28 .. Georgetown # .....	W .....	82-62
J 3 .. at Marquette .....	L .....	60-72
J 8 .. Iowa .....	W .....	81-80
J 11 .. at Michigan State .....	L .....	76-83
J 15 .. at Indiana (OT) .....	W .....	66-64
J 18 .. Minnesota .....	L .....	59-65
F 5 .. at Ohio State .....	L .....	69-79
F 12 .. Indiana (OT) .....	L .....	76-84
F 15 .. at Purdue .....	W .....	84-65
F 19 .. at Minnesota .....	L .....	73-76
F 22 .. Purdue .....	W .....	66-60
F 26 .. at Illinois .....	L .....	86-91
F 29 .. Michigan State .....	W .....	101-74
M 4 .. Northwestern .....	L .....	82-90
M 7 .. at Michigan .....	L .....	70-93
M 11 .. Illinois .....	W .....	97-84

# — Milwaukee Classic

## 1972-73

(11-13; Big Ten 5-9, 9th)

Coach: John Powless

N 25 .. at UCLA .....	L .....	53-94
D 2 .. SIU-Edwardsville .....	W .....	100-74
D 4 .. at Oral Roberts .....	L .....	76-90
D 9 .. South Dakota .....	W .....	87-63
D 19 .. West Virginia .....	W .....	77-59
D 29 .. Yale # .....	W .....	90-64
D 30 .. at Marquette # (2OT) .....	L .....	73-75
J 3 .. at Pittsburgh .....	W .....	72-70
J 6 .. Indiana .....	L .....	64-78
J 8 .. at Illinois .....	L .....	74-76
J 13 .. at Minnesota .....	L .....	54-78

J 20 .. Michigan State .....	W .....	93-80
J 22 .. at Purdue .....	L .....	59-66
J 27 .. at Northwestern .....	L .....	73-74
J 29 .. Minnesota .....	L .....	64-81
F 3 .. Ohio State .....	W .....	84-76
F 6 .. Marquette .....	L .....	58-64
F 10 .. Illinois .....	W .....	99-88
F 17 .. at Iowa .....	L .....	76-100
F 20 .. at Ohio .....	W .....	82-68
F 24 .. at Indiana .....	L .....	55-57
F 26 .. Purdue .....	W .....	71-63
M 3 .. Michigan .....	W .....	94-79
M 10 .. at Michigan State (OT) .....	L .....	78-79

# — Milwaukee Classic

## 1973-74

(16-8; Big Ten 8-6, 4th-tie)

Coach: John Powless

D 1 .. Rollins .....	W .....	77-55
D 3 .. California-Davis .....	W .....	97-53
D 8 .. North Dakota State .....	W .....	88-60
D 15 .. DePauw .....	W .....	92-51
D 19 .. at West Virginia .....	W .....	69-62
D 22 .. UW-Milwaukee .....	W .....	73-46
D 28 .. So. Methodist # .....	W .....	74-73
D 29 .. at Marquette # (OT) .....	L .....	48-49
J 5 .. Northwestern .....	W .....	87-53
J 9 .. Ohio .....	W .....	69-68
J 12 .. at Indiana .....	L .....	51-52
J 19 .. Illinois .....	W .....	101-75
J 26 .. Ohio State .....	W .....	69-64
J 28 .. at Michigan .....	L .....	75-83
F 2 .. at Minnesota (OT) .....	L .....	63-64
F 5 .. at Marquette .....	L .....	58-59
F 9 .. Iowa .....	W .....	113-87
F 11 .. Indiana .....	L .....	63-81
F 16 .. at Purdue .....	L .....	80-107
F 23 .. at Ohio State .....	W .....	68-56
F 25 .. Michigan .....	L .....	74-79
M 2 .. Michigan State .....	W .....	87-80
M 4 .. at Iowa .....	W .....	74-58
M 9 .. at Northwestern .....	W .....	77-62

# — Milwaukee Classic

## 1974-75

(8-18; Big Ten 5-13, 8th)

Coach: John Powless

N 30 .. Ohio .....	W .....	71-62
D 4 .. St. Mary's (CA) .....	L .....	60-62
D 7 .. Iowa State .....	W .....	86-84
D 18 .. Stanford .....	L .....	67-89
D 21 .. Brown .....	W .....	79-68
D 27 .. Virginia # .....	L .....	78-86
D 28 .. Georgia # (OT) .....	L .....	89-91
J 2 .. Minnesota .....	L .....	46-61
J 4 .. at Northwestern .....	L .....	66-69
J 11 .. at Purdue .....	L .....	49-88
J 13 .. at Illinois .....	L .....	56-72
J 18 .. Ohio State .....	L .....	67-69
J 20 .. Indiana .....	L .....	69-89
J 25 .. at Michigan State .....	L .....	87-105
J 27 .. at Michigan (OT) .....	L .....	73-75
F 1 .. Iowa (OT) .....	W .....	86-85
F 4 .. Marquette .....	L .....	63-69
F 8 .. Purdue .....	L .....	64-69
F 10 .. Illinois .....	W .....	76-70
F 15 .. at Ohio State .....	L .....	70-76
F 17 .. at Indiana .....	L .....	58-93
F 22 .. Michigan State .....	W .....	103-96
F 24 .. Michigan .....	W .....	70-68
M 1 .. at Iowa .....	L .....	68-75
M 3 .. at Minnesota .....	L .....	58-65
M 8 .. Northwestern .....	W .....	94-70

# — Milwaukee Classic

## 1975-76

(10-16; Big Ten 4-14, 9th)

Coach: John Powless

N 19 .. Windsor (Canada) .....	E .....	99-68
N 29 .. DePauw .....	W .....	105-63
D 3 .. North Dakota State .....	W .....	87-79
D 6 .. Loyola (IL) .....	W .....	88-73
D 8 .. Northern Illinois .....	W .....	97-77
D 13 .. Northern Michigan .....	W .....	92-59
D 16 .. at Marquette .....	L .....	54-78
D 29 .. Stanford # .....	W .....	70-64
D 30 .. at Marquette # .....	L .....	66-82
J 3 .. Michigan State .....	W .....	70-63
J 5 .. Ohio State (OT) .....	W .....	82-81
J 8 .. Michigan .....	L .....	81-106
J 10 .. at Purdue .....	L .....	72-87
J 12 .. at Illinois .....	L .....	61-71
J 17 .. Iowa .....	L .....	71-81
J 19 .. Minnesota .....	L .....	84-96
J 24 .. at Northwestern .....	L .....	60-62
J 31 .. at Indiana .....	L .....	61-114
F 2 .. at Michigan .....	L .....	86-107
F 7 .. Purdue .....	L .....	74-85
F 9 .. Illinois .....	L .....	59-70
F 14 .. at Iowa .....	L .....	82-96
F 16 .. at Minnesota .....	L .....	74-98
F 21 .. Northwestern .....	L .....	77-90
F 26 .. Indiana .....	L .....	67-96
M 1 .. at Ohio State .....	W .....	91-79
M 6 .. at Michigan State .....	W .....	86-82

# — Milwaukee Classic

## 1976-77

(11-16; Big Ten 7-11, 7th-tie)

Coach: Bill Cofield

N 27 .. at Kentucky .....	L .....	64-72
D 2 .. St. Mary's (CA) .....	W .....	82-76
D 6 .. DePaul .....	W .....	68-66
D 11 .. at Stanford .....	L .....	66-70
D 13 .. at Northern Illinois .....	L .....	57-81
D 15 .. Loyola (IL) .....	W .....	71-68
D 27 .. Boston College # .....	W .....	74-66
D 28 .. at Marquette # .....	L .....	57-64
J 6 .. at Michigan State .....	L .....	61-84
J 8 .. at Michigan .....	L .....	63-66
J 13 .. Ohio State .....	L .....	58-60
J 15 .. Indiana .....	L .....	64-79
J 20 .. Northwestern .....	W .....	61-60
J 22 .. at Minnesota % .....	W .....	64-82
J 24 .. at Purdue .....	L .....	71-81
J 27 .. Michigan .....	L .....	64-69
J 29 .. Michigan State (3OT) .....	W .....	87-83
F 3 .. at Illinois .....	L .....	72-82
F 5 .. at Iowa .....	L .....	73-90
F 10 .. Purdue .....	W .....	76-74
F 12 .. Illinois .....	W .....	62-50
F 19 .. at Northwestern .....	L .....	88-98
F 21 .. Marquette .....	L .....	58-73
F 24 .. at Indiana .....	W .....	66-64
F 26 .. at Ohio State (OT) .....	L .....	80-82
M 3 .. Minnesota % .....	W .....	61-64
M 5 .. Iowa (2OT) .....	L .....	93-94

# — Milwaukee Classic  
% — Game later forfeited by Minnesota

# ALL-TIME SCORES

## 1977-78

(8-19; Big Ten 4-14, 9th-tie)

Coach: Bill Cofield

D 1 .. UW-Milwaukee .....	W .....	72-66
D 3 .. Canisius .....	W .....	96-70
D 7 .. at George Washington .....	L .....	74-77
D 9 .. at Providence .....	L .....	62-73
D 12 .. at Iowa State .....	L .....	73-82
D 14 .. DePaul .....	L .....	62-85
D 29 .. Loyola (LA) .....	W .....	71-70
D 31 .. Northern Illinois (OT) .....	W .....	74-73
J 5 .. at Ohio State .....	L .....	61-77
J 7 .. at Michigan State .....	L .....	63-74
J 12 .. Purdue .....	L .....	70-79
J 14 .. Indiana .....	W .....	78-65
J 19 .. at Michigan .....	L .....	64-83
J 21 .. Minnesota .....	L .....	51-61
J 28 .. Northwestern .....	L .....	85-93
J 30 .. at Iowa .....	L .....	73-88
F 2 .. at Illinois .....	L .....	71-74
F 4 .. Iowa .....	W .....	82-72
F 9 .. at Minnesota .....	L .....	55-64
F 11 .. Illinois .....	W .....	80-73
F 14 .. at Marquette .....	L .....	64-75
F 16 .. Michigan .....	L .....	66-68
F 18 .. at Northwestern .....	W .....	81-80
F 23 .. at Indiana .....	L .....	54-58
F 25 .. at Purdue .....	L .....	78-87
M 2 .. Michigan State .....	L .....	75-89
M 4 .. Ohio State .....	L .....	78-83

## 1978-79

(12-15; Big Ten 6-12, 8th-tie)

Coach: Bill Cofield

N 24 .. UW-Milwaukee .....	W .....	74-55
N 28 .. at St. John's (NY) .....	W .....	73-68
D 1 .. Long Island # .....	W .....	89-70
D 2 .. St. Louis # .....	W .....	66-63
D 9 .. Loyola (IL) .....	W .....	79-74
D 16 .. at DePaul .....	L .....	78-84
D 23 .. Marquette .....	W .....	65-52
D 28 .. at Louisville \$ .....	L .....	53-70
D 29 .. Oral Roberts \$ .....	L .....	69-102
J 4 .. at Michigan State .....	L .....	55-64
J 6 .. at Ohio State .....	L .....	71-82
J 11 .. Northwestern .....	W .....	95-82
J 13 .. Michigan .....	W .....	77-66
J 18 .. Illinois .....	L .....	74-81
J 20 .. at Minnesota .....	L .....	72-82
J 25 .. at Indiana .....	L .....	61-82
J 27 .. at Purdue .....	L .....	60-73
F 1 .. Iowa .....	L .....	64-70
F 3 .. Purdue .....	L .....	48-54
F 8 .. Minnesota .....	L .....	72-74
F 10 .. at Iowa .....	L .....	65-79
F 15 .. at Illinois .....	L .....	64-81
F 17 .. Indiana (OT) .....	L .....	62-68
F 22 .. at Michigan .....	W .....	66-65
F 24 .. at Northwestern .....	W .....	72-70
M 1 .. Ohio State .....	W .....	76-73
M 3 .. Michigan State .....	W .....	83-81
# — Wisconsin Invitational, Madison		
\$ — Holiday Classic, Louisville, KY		

## 1979-80

(15-14; Big Ten 7-11, 8th)

Coach: Bill Cofield

N 12 .. Yugoslavia .....	E .....	70-93
N 30 .. Oklahoma City # .....	W .....	99-92
D 1 .. E. Tennessee State # .....	W .....	68-56
D 5 .. at DePaul .....	L .....	77-90
D 8 .. Alabama .....	L .....	62-66
D 12 .. Eastern Michigan .....	W .....	69-57
D 15 .. at Marquette .....	W .....	57-56
D 22 .. Cleveland State .....	W .....	103-78
D 23 .. Morgan State .....	W .....	94-42
D 27 .. Nebraska \$ (OT) .....	L .....	82-83
D 29 .. Nevada \$ .....	W .....	86-61
D 30 .. Army \$ .....	W .....	78-54
J 3 .. Northwestern .....	W .....	75-66
J 5 .. Indiana .....	W .....	52-50
J 10 .. at Minnesota (OT) .....	L .....	76-82
J 12 .. at Iowa .....	L .....	65-66
J 17 .. at Michigan State .....	L .....	61-62
J 19 .. Illinois .....	L .....	64-69
J 24 .. Purdue (OT) .....	L .....	60-73
J 26 .. at Ohio State .....	W .....	72-71
J 31 .. Michigan (OT) .....	L .....	69-73
F 2 .. Ohio State .....	W .....	70-67
F 7 .. at Illinois .....	L .....	50-67
F 9 .. at Michigan .....	L .....	59-68
F 14 .. Michigan State .....	W .....	80-66
F 16 .. at Purdue .....	L .....	61-69
F 21 .. Iowa .....	W .....	62-58
F 23 .. Minnesota .....	W .....	70-55
F 28 .. at Indiana .....	L .....	52-61
M 1 .. at Northwestern .....	L .....	50-53
# — Wisconsin Invitational, Madison		
\$ — Rainbow Classic, Honolulu		

## 1980-81

(11-16; Big Ten 5-13, 9th)

Coach: Bill Cofield

N 13 .. Team Fiat .....	E .....	77-70
D 1 .. at Alabama .....	L .....	75-90
D 5 .. Kentucky State # .....	W .....	77-65
D 6 .. UW-Green Bay # (2OT) .....	W .....	68-66
D 9 .. Ball State .....	W .....	85-72
D 12 .. Davidson \$ .....	L .....	63-67
D 13 .. at UNC-Charlotte \$ .....	W .....	71-63
D 22 .. Texas Southern \$ .....	W .....	58-49
D 31 .. Central Michigan .....	W .....	69-62
J 8 .. at Minnesota .....	L .....	60-76
J 10 .. at Northwestern .....	L .....	48-50
J 15 .. Iowa .....	L .....	66-76
J 17 .. Purdue .....	L .....	69-71
J 22 .. Michigan State .....	W .....	63-62
J 24 .. at Illinois .....	W .....	54-45
J 29 .. at Ohio State .....	L .....	67-71
J 31 .. Michigan .....	L .....	67-74
F 5 .. at Indiana .....	L .....	64-89
F 7 .. at Michigan .....	L .....	64-71
F 12 .. Illinois .....	L .....	65-84
F 14 .. Indiana .....	L .....	52-59
F 19 .. at Michigan State .....	L .....	65-74
F 21 .. Ohio State .....	W .....	77-63
F 26 .. at Purdue .....	L .....	61-72
F 28 .. at Iowa .....	L .....	75-96
M 5 .. Northwestern .....	W .....	60-57
M 7 .. Minnesota (OT) .....	W .....	60-58
M 10 .. Marquette .....	L .....	53-64
# — Wisconsin Invitational, Madison		
\$ — First Union Classic, Charlotte, NC		

## 1981-82

(6-21; Big Ten 3-15, 10th)

Coach: Bill Cofield

N 16 .. China .....	E .....	88-81
D 4 .. Illinois-Chicago # .....	L .....	66-74
D 5 .. UW-Green Bay # .....	W .....	77-65
D 9 .. at Central Michigan .....	L .....	68-71
D 12 .. Ball State .....	W .....	71-70
D 21 .. Northern Iowa .....	W .....	65-53
D 27 .. Oregon\$ .....	L .....	82-85
D 28 .. Tennessee \$ .....	L .....	67-79
D 29 .. Iowa State \$ .....	L .....	79-103
J 7 .. at Michigan .....	W .....	65-63
J 9 .. at Ohio State .....	L .....	59-67
J 14 .. Northwestern .....	L .....	55-61
J 16 .. Iowa .....	L .....	62-78
J 21 .. Minnesota .....	L .....	57-78
J 23 .. at Michigan State .....	L .....	58-68
J 28 .. Indiana .....	L .....	56-62
J 30 .. at Purdue .....	L .....	67-81
F 4 .. at Illinois .....	L .....	54-88
F 6 .. Purdue .....	L .....	46-55
F 11 .. at Minnesota .....	L .....	60-71
F 13 .. Illinois .....	L .....	60-68
F 18 .. at Indiana .....	L .....	57-88
F 20 .. Michigan State .....	W .....	65-60
F 25 .. at Iowa .....	L .....	55-79
F 27 .. at Northwestern .....	W .....	61-60
M 4 .. Ohio State .....	L .....	75-77
M 6 .. Michigan .....	L .....	84-91
M 9 .. at Marquette .....	L .....	64-94
# — Wisconsin Invitational, Madison		
\$ — Far West Classic, Portland, OR		

## 1982-83

(8-20; Big Ten 3-15, 10th)

Coach: Steve Yoder

N 11 .. Windsor (Canada) .....	E .....	94-58
N 27 .. Washington State .....	L .....	64-66
N 29 .. Toledo .....	W .....	79-71
D 1 .. Northern Iowa .....	W .....	76-69
D 4 .. Kansas State .....	W .....	64-52
D 8 .. at Ball State .....	L .....	66-76
D 11 .. Central Michigan .....	W .....	83-67
D 20 .. at Northern Illinois # .....	W .....	58-55
D 28 .. Georgetown \$ .....	L .....	43-71
D 29 .. at So. California \$ .....	L .....	76-86
J 6 .. Purdue .....	L .....	64-80
J 8 .. Illinois .....	L .....	54-61
J 13 .. at Michigan State .....	L .....	66-86
J 15 .. at Michigan .....	L .....	57-62
J 20 .. Northwestern .....	W .....	49-45
J 22 .. Iowa .....	W .....	65-62
J 29 .. Minnesota .....	L .....	58-65
F 3 .. at Indiana .....	L .....	73-83
F 5 .. at Ohio State .....	L .....	69-82
F 9 .. Ohio State .....	L .....	65-68
F 12 .. Indiana .....	L .....	56-75
F 17 .. Marquette .....	L .....	62-68
F 19 .. at Minnesota .....	L .....	71-78
F 24 .. at Iowa .....	L .....	63-93
F 26 .. at Northwestern % .....	L .....	57-64
M 2 .. Michigan .....	W .....	82-70
M 5 .. Michigan State .....	L .....	65-91
M 10 .. at Illinois .....	L .....	64-71
M 12 .. at Purdue .....	L .....	64-79
# — at Metro Centre, Rockford, IL		
\$ — Winston Tire Classic, Los Angeles		
% — at Alumni Hall (DePaul), Chicago		

# ALL-TIME SCORES

## 1983-84

(8-20; Big Ten 4-14, 10th)

Coach: Steve Yoder

N 9 .. Yugoslavia .....	E .....	59-83
N 26 .. Florida A&M .....	W .....	100-56
D 1 .. at Northern Iowa .....	L .....	59-60
D 3 .. Southern Illinois .....	W .....	78-72
D 5 .. Nebraska (2OT) .....	L .....	69-71
D 7 .. Northern Illinois .....	W .....	90-68
D 10 .. at Kansas State .....	L .....	64-71
D 20 .. at Toledo .....	L .....	60-73
D 29 .. Oklahoma State # .....	L .....	84-89
D 30 .. Yale # .....	W .....	87-77
J 5 .. at Purdue .....	L .....	65-84
J 7 .. Illinois (OT) .....	L .....	62-63
J 12 .. Michigan State .....	W .....	81-74
J 14 .. Michigan .....	W .....	71-64
J 19 .. at Northwestern (OT) .....	W .....	61-60
J 21 .. at Iowa .....	L .....	62-75
J 25 .. at Minnesota .....	L .....	62-75
F 2 .. Ohio State .....	L .....	74-85
F 4 .. Indiana .....	L .....	67-81
F 9 .. at Indiana .....	L .....	64-74
F 11 .. at Ohio State .....	L .....	65-71
F 15 .. Minnesota .....	L .....	67-68
F 16 .. at Marquette .....	L .....	59-74
F 23 .. Iowa .....	L .....	55-63
F 26 .. Northwestern .....	W .....	54-47
M 1 .. at Michigan .....	L .....	75-84
M 3 .. at Michigan State .....	L .....	59-78
M 6 .. Purdue .....	L .....	48-61
M 10 .. at Illinois .....	L .....	57-81

# — Merrill Lynch Classic, Dayton, OH

## 1985-86

(12-16; Big Ten 4-14, 9th)

Coach: Steve Yoder

N 6 .. Czechoslovakia .....	E .....	103-83
N 22 .. at South Carolina .....	W .....	68-65
N 27 .. Cal. State-Los Angeles .....	W .....	104-88
N 30 .. Marquette .....	W .....	75-74
D 2 .. San Francisco State .....	W .....	90-61
D 5 .. East Texas State .....	W .....	82-60
D 7 .. Miami (FL) .....	W .....	88-66
D 9 .. at Washington State .....	W .....	74-68
D 12 .. Northern Illinois .....	W .....	76-67
D 27 .. Boston College # .....	L .....	72-74
D 28 .. Princeton # .....	L .....	49-54
J 4 .. Northwestern .....	W .....	57-52
J 9 .. Ohio State .....	L .....	61-78
J 11 .. Indiana .....	L .....	69-80
J 16 .. at Illinois .....	L .....	54-73
J 19 .. at Purdue .....	L .....	73-100
J 23 .. Minnesota .....	L .....	65-67
J 25 .. Iowa .....	W .....	69-63
J 30 .. at Michigan State .....	L .....	81-83
F 1 .. at Michigan .....	L .....	64-91
F 6 .. at Indiana .....	L .....	69-78
F 8 .. at Ohio State .....	L .....	71-73
F 13 .. Purdue .....	L .....	78-80
F 15 .. Illinois .....	L .....	74-82
F 20 .. at Iowa .....	L .....	48-101
F 22 .. at Minnesota .....	W .....	70-64
F 26 .. Michigan .....	L .....	74-97
M 2 .. Michigan State .....	L .....	71-84
M 9 .. at Northwestern .....	W .....	70-68

# — Fiesta Bowl Classic, Tucson, AZ

## 1987-88

(12-16; Big Ten 6-12, 7th)

Coach: Steve Yoder

N 19 .. Brandon (Canada) .....	E .....	80-56
N 28 .. at South Florida .....	W .....	58-55
D 1 .. Northern Illinois .....	W .....	87-77
D 3 .. at Eastern Illinois .....	L .....	52-59
D 5 .. Butler .....	W .....	92-80
D 8 .. at Southern Illinois .....	L .....	76-80
D 10 .. Marquette .....	W .....	66-55
D 12 .. Loyola (IL) .....	L .....	75-78
D 28 .. at UNLV # .....	L .....	65-102
D 29 .. Northern Iowa # .....	W .....	64-56
J 3 .. Washington State .....	W .....	80-65
J 7 .. Michigan State (2OT) .....	W .....	78-72
J 9 .. Ohio State .....	W .....	64-63
J 14 .. at Indiana .....	L .....	53-55
J 16 .. Illinois .....	L .....	65-80
J 21 .. at Michigan .....	L .....	54-65
J 25 .. Iowa .....	L .....	89-104
J 30 .. Northwestern .....	W .....	80-59
F 3 .. at Purdue .....	L .....	62-86
F 8 .. at Minnesota .....	L .....	62-71
F 11 .. Michigan .....	L .....	67-80
F 13 .. at Ohio State .....	L .....	53-73
F 21 .. at Illinois .....	L .....	65-85
F 24 .. Indiana .....	L .....	74-84
F 28 .. Minnesota .....	W .....	81-70
M 3 .. Purdue .....	L .....	56-84
M 5 .. at Northwestern .....	W .....	74-69
M 10 .. at Iowa .....	L .....	70-103
M 12 .. at Michigan State .....	W .....	71-69

# — Rebel Classic, Las Vegas

## 1984-85

(14-14; Big Ten 5-13, 9th)

Coach: Steve Yoder

N 21 .. Yugoslavia (Zadar) .....	E .....	76-67
N 25 .. Morgan State .....	W .....	93-78
D 1 .. Washington State .....	W .....	61-59
D 3 .. Kentucky State .....	W .....	88-74
D 6 .. South Dakota .....	W .....	96-56
D 8 .. Central Michigan .....	W .....	74-63
D 12 .. at Nebraska .....	L .....	51-53
D 14 .. Dartmouth .....	W .....	90-70
D 22 .. at Northern Illinois # .....	W .....	83-71
D 28 .. Texas A&M \$ .....	W .....	71-69
D 29 .. at New Mexico \$ .....	W .....	83-74
J 5 .. at Northwestern .....	W .....	52-51
J 9 .. at Ohio State .....	L .....	88-99
J 12 .. at Indiana .....	L .....	68-90
J 17 .. Illinois .....	L .....	67-78
J 19 .. Purdue .....	L .....	68-72
J 24 .. at Minnesota .....	L .....	62-72
J 26 .. at Iowa .....	L .....	65-105
J 31 .. Michigan State .....	L .....	68-77
F 2 .. Michigan .....	L .....	81-94
F 7 .. Indiana .....	L .....	54-58
F 9 .. Ohio State .....	W .....	92-78
F 14 .. at Purdue .....	L .....	52-67
F 16 .. at Illinois .....	L .....	49-68
F 20 .. Iowa .....	W .....	54-53
F 24 .. Minnesota .....	W .....	65-61
F 28 .. at Michigan .....	L .....	68-88
M 2 .. at Michigan State .....	L .....	63-83
M 9 .. Northwestern .....	W .....	61-53

# — at Metro Centre, Rockford, IL  
\$ — Lobo Invitational, Albuquerque, NM

## 1986-87

(14-17; Big Ten 4-14, 8th)

Coach: Steve Yoder

N 11 .. Poland .....	E .....	72-74
N 28 .. Nebraska-Omaha .....	W .....	86-47
N 29 .. South Florida .....	W .....	65-51
D 1 .. at Marquette .....	L .....	71-84
D 4 .. South Carolina .....	W .....	47-45
D 6 .. at Central Michigan .....	L .....	66-80
D 8 .. at Miami (FL) .....	W .....	65-54
D 10 .. North Dakota State .....	W .....	81-76
D 11 .. at Northern Illinois # .....	W .....	95-63
D 22 .. Eastern Illinois .....	W .....	72-68
D 23 .. Kentucky State .....	W .....	87-59
D 27 .. at Hawaii \$ .....	W .....	82-77
D 29 .. California \$ .....	W .....	66-63
D 30 .. Pittsburgh \$ .....	L .....	82-98
J 3 .. at Minnesota .....	L .....	67-69
J 5 .. at Iowa .....	L .....	63-78
J 8 .. Illinois .....	L .....	66-68
J 10 .. Purdue .....	L .....	48-57
J 15 .. at Indiana .....	L .....	65-103
J 17 .. at Ohio State .....	L .....	66-81
J 22 .. Michigan State .....	L .....	78-81
J 24 .. Michigan .....	L .....	78-84
J 31 .. at Northwestern .....	W .....	62-57
F 5 .. at Purdue .....	L .....	62-70
F 7 .. at Illinois .....	L .....	74-99
F 12 .. Ohio State .....	L .....	69-83
F 16 .. Indiana (3OT) .....	L .....	85-86
F 18 .. at Michigan .....	L .....	64-77
F 21 .. at Michigan State .....	W .....	65-63
M 1 .. Northwestern .....	W .....	76-59
M 5 .. Minnesota .....	W .....	69-52
M 8 .. Iowa .....	L .....	71-81

# — at Metro Centre, Rockford, IL  
\$ — Rainbow Classic, Honolulu

## 1988-89

(18-12; Big Ten 8-10, 6th-tie)

Coach: Steve Yoder  
National Invitation Tournament

N 16 .. Victoria All-Stars .....	E .....	84-62
N 26 .. Oregon .....	W .....	74-47
N 28 .. Ferris State .....	W .....	98-61
D 2 .. Maine # .....	W .....	89-72
D 3 .. at Marquette # .....	W .....	70-55
D 5 .. Eastern Illinois .....	W .....	52-44
D 7 .. at Loyola (IL) .....	L .....	76-90
D 10 .. at Butler .....	W .....	63-53
D 14 .. Denver .....	W .....	89-34
D 30 .. Eastern Michigan .....	W .....	84-69
J 4 .. Minnesota .....	W .....	75-67
J 7 .. at Ohio State .....	L .....	70-73
J 12 .. at Illinois .....	L .....	80-103
J 14 .. Purdue .....	L .....	62-68
J 19 .. Indiana (OT) .....	L .....	58-61
J 21 .. Michigan .....	W .....	71-68
J 26 .. at Iowa .....	L .....	70-78
J 28 .. at Northwestern .....	W .....	59-58
F 2 .. Michigan State (OT) .....	W .....	69-64
F 8 .. at Minnesota .....	L .....	58-59
F 11 .. Iowa .....	W .....	65-54
F 15 .. Northwestern .....	W .....	72-60
F 18 .. Illinois .....	W .....	72-52
F 22 .. Marquette .....	W .....	61-50
F 25 .. at Michigan .....	L .....	70-92
M 2 .. at Purdue .....	L .....	60-65
M 4 .. Ohio State .....	W .....	77-65
M 9 .. at Indiana .....	L .....	64-75
M 11 .. at Michigan State .....	L .....	61-70
M 15 .. New Orleans \$ .....	W .....	63-61
M 20 .. St. Louis \$ .....	L .....	68-73

# — First Bank Classic, Milwaukee  
\$ — NIT, Madison

# ALL-TIME SCORES

## 1989-90

(14-17; Big Ten 4-14, 8th-tie)

Coach: Steve Yoder

N 19 .. Brazil .....	E .....	86-74
N 24 .. Eastern Michigan # .....	L .....	52-71
N 25 .. Western Kentucky # .....	W .....	73-62
N 26 .. Bradley # .....	W .....	63-57
N 28 .. North Dakota State .....	W .....	81-55
D 1 .. Gonzaga \$ .....	W .....	63-58
D 2 .. at Marquette \$ (OT) .....	W .....	63-58
D 4 .. at Washington State .....	L .....	52-55
D 7 .. Western Illinois .....	W .....	69-42
D 9 .. Butler .....	W .....	75-59
D 15 .. Rollins .....	W .....	68-46
D 28 .. Georgia % .....	L .....	64-65
D 29 .. Manhattan % .....	W .....	63-48
J 4 .. at Illinois .....	L .....	59-73
J 6 .. Michigan State .....	L .....	61-64
J 11 .. Iowa (OT) .....	W .....	73-69
J 13 .. at Ohio State .....	L .....	53-68
J 17 .. Purdue .....	L .....	54-56
J 22 .. Minnesota .....	W .....	77-75
J 25 .. Illinois .....	L .....	63-66
J 27 .. at Northwestern .....	L .....	85-87
F 1 .. at Indiana .....	L .....	61-85
F 3 .. Michigan .....	L .....	63-77
F 8 .. at Michigan State .....	L .....	57-60
F 10 .. at Iowa .....	W .....	80-71
F 15 .. Ohio State .....	L .....	58-68
F 17 .. at Purdue .....	L .....	55-62
F 19 .. Marquette .....	W .....	82-65
F 22 .. at Minnesota .....	L .....	67-68
M 1 .. Northwestern .....	W .....	65-50
M 3 .. Indiana .....	L .....	68-70
M 8 .. at Michigan .....	L .....	64-94
# — San Juan Shootout, San Juan, PR		
\$ — First Bank Classic, Milwaukee		
% — Tribune Classic, Tempe, AZ		

## 1990-91

(15-15; Big Ten 8-10, 7th)

Coach: Steve Yoder

National Invitation Tournament

N 8 .. Ukraine Nationals .....	E .....	91-74
N 18 .. Marathon Oil .....	E .....	94-77
N 24 .. at Oregon (OT) .....	W .....	72-70
N 29 .. San Francisco State .....	W .....	72-53
D 1 .. at So. Methodist .....	W .....	65-49
D 4 .. at Marquette .....	L .....	58-69
D 8 .. Southern Indiana .....	L .....	66-78
D 11 .. Nebraska .....	L .....	63-75
D 15 .. at Butler (2OT) .....	L .....	88-94
D 22 .. Texas-Arlington .....	W .....	105-74
D 31 .. Tennessee Tech .....	W .....	71-65
J 5 .. Portland .....	W .....	74-50
J 7 .. Minnesota .....	W .....	72-62
J 10 .. at Michigan State .....	L .....	50-65
J 12 .. at Ohio State .....	L .....	60-92
J 17 .. Iowa .....	W .....	91-79
J 19 .. Michigan (OT) .....	L .....	68-69
J 24 .. at Northwestern .....	W .....	74-57
J 26 .. Purdue .....	W .....	66-44
J 30 .. at Indiana .....	L .....	57-73
F 2 .. at Illinois .....	L .....	62-70
F 9 .. Michigan State (2OT) .....	W .....	84-78
F 14 .. Ohio State .....	L .....	71-73
F 16 .. at Iowa .....	W .....	56-55
F 21 .. at Michigan .....	L .....	62-65
F 24 .. Northwestern .....	W .....	79-76
F 28 .. at Purdue .....	L .....	62-69
M 2 .. Indiana .....	L .....	61-74
M 6 .. Illinois .....	W .....	85-77

M 9 .. at Minnesota .....	L .....	70-80
M 13 .. Bowling Green # (OT) .....	W .....	87-79
M 18 .. Stanford # .....	L .....	72-80
# — NIT, Madison		

## 1991-92

(13-18; Big Ten 4-14, 9th)

Coach: Steve Yoder

N 7 .. Athletes in Action .....	E .....	103-95
N 17 .. Brazil Ripasa .....	E .....	64-62
N 23 .. Loyola (IL) .....	W .....	89-67
N 25 .. SE Missouri St. (OT) .....	W .....	82-71
N 30 .. at Portland .....	W .....	96-87
D 3 .. So. Methodist .....	L .....	64-66
D 5 .. C. Connecticut State .....	W .....	80-54
D 7 .. Coastal Carolina .....	W .....	91-57
D 11 .. at Nebraska .....	L .....	67-86
D 13 .. Sam Houston State .....	W .....	98-75
D 21 .. Howard .....	W .....	64-57
D 27 .. Washington State # .....	L .....	51-73
D 29 .. Navy # .....	W .....	93-58
D 30 .. Fresno State # .....	L .....	68-71
J 4 .. Marquette .....	W .....	81-63
J 8 .. Northwestern .....	W .....	69-67
J 11 .. Indiana .....	L .....	63-79
J 15 .. Minnesota .....	L .....	48-49
J 22 .. at Illinois .....	L .....	67-74
J 25 .. at Michigan .....	L .....	83-98
J 29 .. at Iowa .....	L .....	66-73
F 2 .. Purdue .....	W .....	79-69
F 5 .. at Ohio State .....	L .....	72-86
F 8 .. Michigan State .....	L .....	64-79
F 12 .. at Michigan State .....	L .....	61-76
F 15 .. Ohio State .....	L .....	63-67
F 20 .. Illinois .....	W .....	92-78
F 26 .. Michigan .....	W .....	96-78
F 29 .. at Purdue .....	L .....	51-61
M 4 .. at Minnesota .....	L .....	57-76
M 7 .. Iowa .....	L .....	65-70
M 12 .. at Indiana .....	L .....	41-66
M 14 .. at Northwestern .....	L .....	65-76
# — at Rainbow Classic, Honolulu		

## 1992-93

(14-14; Big Ten 7-11, 8th-tie)

Coach: Stu Jackson

National Invitation Tournament

N 17 .. Russian Nationals .....	E .....	81-87
N 22 .. Marathon Oil .....	E .....	98-91
D 1 .. at Loyola (IL) .....	L .....	66-68
D 5 .. UW-Green Bay .....	W .....	70-65
D 8 .. Bethune-Cookman .....	W .....	75-50
D 12 .. UW-Milwaukee .....	L .....	72-77
D 14 .. Charleston Southern .....	W .....	101-72
D 23 .. Detroit Mercy .....	W .....	108-86
D 29 .. Alcorn State .....	W .....	110-81
D 31 .. Fairfield .....	W .....	76-55
J 2 .. at Marquette .....	W .....	77-67
J 9 .. Michigan .....	L .....	73-98
J 13 .. at Purdue .....	L .....	60-76
J 16 .. Minnesota .....	W .....	79-70
J 20 .. Ohio State .....	W .....	76-67
J 23 .. at Michigan State .....	W .....	67-66
J 27 .. at Illinois .....	L .....	72-80
J 30 .. at Penn State .....	W .....	75-68
F 3 .. Northwestern .....	W .....	101-87
F 10 .. at Michigan .....	L .....	66-85
F 13 .. Purdue (2OT) .....	L .....	87-90
F 18 .. at Minnesota .....	L .....	71-85
F 20 .. at Ohio State .....	L .....	70-80
F 24 .. Michigan State .....	W .....	65-62
F 28 .. Illinois .....	W .....	74-66

M 3 .. Penn State .....	L .....	58-62
M 6 .. at Northwestern .....	L .....	89-100
M 10 .. at Iowa .....	L .....	65-91
M 14 .. Indiana .....	L .....	80-87
M 17 .. Rice # .....	L .....	73-77
# — NIT, Madison		

## 1993-94

(18-11; Big Ten 8-10, 7th)

Coach: Stu Jackson

NCAA Tournament

N 16 .. Slovakia Under-22 .....	E .....	99-20
N 21 .. Marathon Basketball .....	E .....	106-84
N 27 .. UW-Milwaukee .....	W .....	106-84
D 4 .. at Loyola Marymount .....	W .....	103-67
D 8 .. UW-Green Bay .....	W .....	64-50
D 11 .. at Texas Tech .....	W .....	91-88
D 13 .. Eastern Michigan .....	W .....	94-68
D 23 .. Mississippi Valley State ...	W .....	115-79
D 27 .. Stanford .....	W .....	80-73
D 29 .. Grambling .....	W .....	103-83
J 2 .. Marquette .....	W .....	71-52
J 6 .. at Penn State .....	W .....	71-56
J 8 .. Ohio State .....	W .....	69-55
J 12 .. at Minnesota .....	L .....	53-90
J 15 .. Purdue .....	W .....	75-69
J 19 .. at Michigan State .....	L .....	60-70
J 25 .. Illinois .....	W .....	66-56
J 29 .. at Michigan .....	L .....	75-79
F 2 .. Michigan State .....	W .....	87-62
F 5 .. at Ohio State .....	L .....	57-73
F 9 .. Penn State .....	W .....	77-64
F 12 .. Minnesota .....	L .....	78-109
F 16 .. at Purdue .....	L .....	64-67
F 19 .. Northwestern .....	L .....	71-75
F 27 .. at Illinois .....	L .....	65-76
M 2 .. Michigan .....	W .....	71-58
M 5 .. at Northwestern .....	L .....	54-66
M 9 .. Iowa .....	W .....	95-71
M 12 .. at Indiana .....	L .....	65-78
M 17 .. Cincinnati @ .....	W .....	80-72
M 19 .. Missouri @ .....	L .....	96-109
@ — NCAA West Regional, Ogden, Utah		



# SERIES RECORDS

Opponent	UW			First Mtg.	Last Mtg.
	Record	Home	Away Neut.		
Air Force	2-0	1-0	1-0	0-0	1961...1963
Alabama	0-2	0-1	0-1	0-0	1980...1981
Alcorn State	1-0	1-0	0-0	0-0	1993...1993
Alumni	1-0	1-0	0-0	0-0	1908...1908
Arizona	1-1	0-0	0-1	1-0	1963...1967
Arkansas State	1-0	1-0	0-0	0-0	1915...1915
Armour Institute	2-0	0-0	2-0	0-0	1902...1906
Army	1-0	0-0	0-0	1-0	1980...1980
Ball State	4-1	4-0	0-1	0-0	1937...1983
Beloit	16-0	14-0	2-0	0-0	1905...1939
Bethune-Cookman	1-0	1-0	0-0	0-0	1993...1993
Boston College	3-2	0-0	0-0	3-2	1960...1986
Bowling Green State	2-1	2-0	0-1	0-0	1965...1991
Bradley	2-2	1-0	0-2	1-0	1929...1990
Brigham Young	1-0	1-0	0-0	0-0	1932...1932
Brown	1-0	1-0	0-0	0-0	1975...1975
Buckland Guards	0-1	0-0	0-1	0-0	1905...1905
Butler	17-12	13-6	4-6	0-0	1922...1991
California	2-5	1-0	0-3	1-2	1948...1987
California-Davis	1-0	1-0	0-0	0-0	1974...1974
Cal. State-Los Angeles	1-0	1-0	0-0	0-0	1986...1986
Camp Grant	2-1	1-1	1-0	0-0	1919...1944
Canisius	1-1	1-0	0-1	0-0	1960...1978
Carleton	5-1	5-1	0-0	0-0	1929...1940
Carroll	5-0	5-0	0-0	0-0	1930...1946
Charleston Southern	1-0	1-0	0-0	0-0	1993...1993
City College of New York	0-1	0-0	0-0	0-1	1947...1947
Central Connecticut State	1-0	1-0	0-0	0-0	1992...1992
Central Michigan	3-2	3-0	0-2	0-0	1981...1987
Chicago	47-21	27-7	20-14	0-0	1905...1944
Chicago YMCA	0-1	0-0	0-1	0-0	1904...1904
Cincinnati	1-5	0-2	0-2	1-1	1962...1994
Cleveland State	1-0	1-0	0-0	0-0	1980...1980
Coastal Carolina	1-0	1-0	0-0	0-0	1992...1992
Coe	1-0	1-0	0-0	0-0	1928...1928
Columbia	0-2	0-1	0-1	0-0	1905...1907
Co. C, Hudson	1-0	0-0	1-0	0-0	1906...1906
Co. E, Fond du Lac	1-1	0-0	1-1	0-0	1903...1904
Co. E, New York	0-1	0-0	0-1	0-0	1905...1905
Co. F, Oconto	1-0	0-0	1-0	0-0	1905...1905
Co. F, Portage	2-0	0-0	2-0	0-0	1904...1905
Co. G, Appleton	1-0	0-0	1-0	0-0	1905...1905
Co. G, Madison	1-0	1-0	0-0	0-0	1904...1904
Co. G, Sparta	1-0	0-0	1-0	0-0	1905...1905
Creighton	1-0	1-0	0-0	0-0	1949...1949
Dartmouth	3-1	2-0	1-1	0-0	1941...1985
Davidson	0-1	0-0	0-0	0-1	1981...1981
Dayton	1-0	0-0	0-0	1-0	1962...1962
Denver	2-0	2-0	0-0	0-0	1954...1989
DePaul	1-6	1-2	0-3	0-1	1936...1980
DePauw *	10-0	10-0	0-0	0-0	1924...1976
DePauw Pre-Flight	1-0	1-0	0-0	0-0	1944...1944
Detroit Mercy	2-0	2-0	0-0	0-0	1939...1993
Dubuque YMCA	1-0	0-0	1-0	0-0	1903...1903
Duluth YMCA	1-0	0-0	1-0	0-0	1903...1903
Duquesne	0-1	0-0	0-0	0-1	1968...1968
East Tennessee State	1-0	1-0	0-0	0-0	1980...1980
East Texas State	1-0	1-0	0-0	0-0	1986...1986
Eastern Illinois	3-1	3-0	0-1	0-0	1971...1989
<b>EASTERN MICHIGAN</b>	<b>3-1</b>	<b>3-0</b>	<b>0-0</b>	<b>0-1</b>	<b>1980...1994</b>
Fairfield	1-0	1-0	0-0	0-0	1993...1993
Ferris State	1-0	1-0	0-0	0-0	1989...1989
Florida	1-1	1-0	0-1	0-0	1968...1969

Opponent	UW			First Mtg.	Last Mtg.
	Record	Home	Away Neut.		
Florida A&M	1-0	1-0	0-0	0-0	1984...1984
Florida State	1-0	1-0	0-0	0-0	1962...1962
Florida Tech	1-0	1-0	0-0	0-0	1972...1972
Fordham	1-0	0-0	0-0	0-0	1967...1967
Franklin College	2-3	2-3	0-0	0-0	1924...1935
Fresno State	0-1	0-0	0-0	0-1	1992...1992
Georgetown	1-1	0-0	0-0	1-1	1972...1983
George Washington	0-1	0-0	0-1	0-0	1978...1978
Georgia	0-2	0-0	0-0	0-2	1975...1990
Georgia Tech	1-0	0-0	0-0	1-0	1964...1964
Gonzaga	2-0	1-0	0-0	1-0	1964...1990
Grambling	1-0	1-0	0-0	0-0	1994...1994
Great Lakes	2-11	1-6	1-5	0-0	1919...1946
Grinnell	3-0	2-0	1-0	0-0	1904...1925
Hamline	2-0	2-0	0-0	0-0	1936...1943
Hardin-Simmons	1-0	1-0	0-0	0-0	1966...1966
Harvard	1-0	0-0	0-0	1-0	1943...1943
Hawaii	1-0	0-0	0-0	1-0	1987...1987
Highland Park	1-0	0-0	1-0	0-0	1904...1904
Houston	1-1	1-0	0-1	0-0	1965...1966
Howard	1-0	1-0	0-0	0-0	1992...1992
<b>ILLINOIS</b>	<b>58-94</b>	<b>43-35</b>	<b>15-59</b>	<b>0-0</b>	<b>1906...1994</b>
Illinois-Chicago	0-1	0-1	0-0	0-0	1982...1982
<b>INDIANA</b>	<b>46-81</b>	<b>26-37</b>	<b>20-44</b>	<b>0-0</b>	<b>1910...1994</b>
Indiana State	0-1	0-1	0-0	0-0	1963...1963
Institute AC	0-1	0-0	0-1	0-0	1905...1905
<b>IOWA</b>	<b>56-66</b>	<b>18-40</b>	<b>38-26</b>	<b>0-0</b>	<b>1909...1994</b>
Iowa Pre-Flight	1-0	1-0	0-0	0-0	1945...1945
Iowa State	3-5	3-1	0-3	0-1	1930...1982
Kansas	1-3	1-1	0-2	0-0	1956...1970
Kansas State	2-2	2-0	0-2	0-0	1950...1984
Kent	1-0	1-0	0-0	0-0	1964...1964
Kentucky	1-2	0-0	0-2	1-0	1964...1977
Kentucky State	3-0	3-0	0-0	0-0	1981...1987
Knox	3-0	3-0	0-0	0-0	1914...1921
La Crosse YMCA	1-0	1-0	0-0	0-0	1902...1902
Lake Forest	1-0	1-0	0-0	0-0	1913...1913
Lawrence	9-1	8-0	1-1	0-0	1899...1947
Lewis Institute	1-0	0-0	1-0	0-0	1902...1902
Lombard	3-0	3-0	0-0	0-0	1923...1930
Long Island	1-0	1-0	0-0	0-0	1979...1979
Louisiana State	3-0	1-0	1-0	1-0	1954...1968
Louisville	0-1	0-0	0-1	0-0	1979...1979
Loyola (IL)	9-7	7-3	2-4	0-0	1933...1993
Loyola (LA)	4-0	2-0	2-0	0-0	1952...1972
<b>LOYOLA MARYMOUNT</b>	<b>1-0</b>	<b>1-0</b>	<b>0-0</b>	<b>0-0</b>	<b>1994...1994</b>
Maine	1-0	0-0	0-0	1-0	1989...1989
Manhattan	1-0	0-0	0-0	1-0	1990...1990
Manitowoc	1-0	0-0	1-0	0-0	1906...1906
<b>MARQUETTE</b>	<b>54-46</b>	<b>31-13</b>	<b>23-33</b>	<b>0-0</b>	<b>1918...1994</b>
Marshall	0-1	0-0	0-0	0-1	1972...1972
Maryland	2-0	1-0	1-0	0-0	1932...1933
Menasha	1-0	0-0	1-0	0-0	1906...1906
Miami (FL)	2-0	1-0	1-0	0-0	1986...1987
Miami (OH)	1-0	1-0	0-0	0-0	1963...1963
<b>MICHIGAN</b>	<b>47-76</b>	<b>32-30</b>	<b>14-45</b>	<b>1-1</b>	<b>1920...1994</b>
<b>MICHIGAN STATE</b>	<b>46-47</b>	<b>34-16</b>	<b>12-31</b>	<b>0-0</b>	<b>1922...1994</b>
Michigan Tech	2-0	2-0	0-0	0-0	1971...1972
Milliken	1-0	1-0	0-0	0-0	1924...1924
Milton	1-0	1-0	0-0	0-0	1907...1907
Milwaukee AC	1-1	1-0	0-1	0-0	1904...1904
Milwaukee West HS	1-0	0-0	1-0	0-0	1904...1904
<b>MINNESOTA</b>	<b>69-91</b>	<b>45-32</b>	<b>24-59</b>	<b>0-0</b>	<b>1900...1994</b>

# SERIES RECORDS

Opponent	UW			First Mtg.	Last Mtg.
	Record	Home	Away Neut.		
Mississippi Valley State	1-0	1-0	0-0	0-0	1994...1994
Missouri	6-4	5-0	0-3	1-1	1931...1994
Monmouth	1-0	1-0	0-0	0-0	1930...1930
Montana	1-0	1-0	0-0	0-0	1966...1966
Morgan State	2-0	2-0	0-0	0-0	1980...1985
Navy	2-0	0-0	0-0	2-0	1947...1992
Nebraska	5-10	4-3	1-5	0-2	1904...1992
Nebraska-Omaha	1-0	1-0	0-0	0-0	1987...1987
Nebraska Wesleyan	2-0	1-0	0-0	1-0	1904...1916
Nevada	2-0	1-0	0-0	1-0	1961...1980
Nevada-Las Vegas	0-1	0-0	0-1	0-0	1988...1988
New Mexico	2-0	0-0	2-0	0-0	1958...1985
New Orleans	1-0	1-0	0-0	0-0	1989...1989
North Carolina-Charlotte	1-0	0-0	1-0	0-0	1981...1981
North Central (IL)	2-0	2-0	0-0	0-0	1917...1918
North Dakota	4-0	4-0	0-0	0-0	1937...1969
North Dakota State	5-1	5-1	0-0	0-0	1926...1990
Northern Illinois	9-1	6-0	0-1	3-0	1969...1988
Northern Iowa	3-1	2-0	0-1	1-0	1982...1988
Northern Michigan	2-0	2-0	0-0	0-0	1972...1976
<b>NORTHWESTERN</b>	<b>85-54</b>	<b>50-19</b>	<b>29-32</b>	<b>6-3</b>	<b>1910...1994</b>
N'western College (WI)	1-0	0-0	1-0	0-0	1904...1904
Notre Dame	10-17	7-7	2-10	1-0	1927...1969
Oberlin	0-1	0-0	0-1	0-0	1905...1905
Ohio	5-2	3-1	1-1	1-0	1964...1975
<b>OHIO STATE</b>	<b>49-71</b>	<b>34-27</b>	<b>15-44</b>	<b>0-0</b>	<b>1905...1994</b>
Oklahoma	2-3	1-2	1-1	0-0	1943...1955
Oklahoma City	1-0	1-0	0-0	0-0	1980...1980
Oklahoma State	0-1	0-0	0-0	0-1	1984...1984
Oral Roberts	0-2	0-0	0-1	0-1	1973...1979
Oregon	3-2	1-0	1-0	1-2	1952...1991
Oregon State	1-2	1-1	0-0	0-1	1928...1961
Oshkosh YMCA	1-0	0-0	1-0	0-0	1904...1904
Pacific	1-0	1-0	0-0	0-0	1962...1962
Parsons	1-0	1-0	0-0	0-0	1914...1914
Pennsylvania	4-0	2-0	2-0	0-0	1931...1968
<b>PENN STATE</b>	<b>3-1</b>	<b>1-1</b>	<b>2-0</b>	<b>0-0</b>	<b>1993...1994</b>
Pittsburgh	10-5	7-2	2-2	1-1	1929...1987
Portland	2-1	1-0	1-1	0-0	1961...1992
Princeton	2-2	1-0	0-0	1-2	1941...1986
Providence	1-1	0-0	0-1	1-0	1962...1978
<b>PURDUE</b>	<b>51-89</b>	<b>36-34</b>	<b>15-55</b>	<b>0-0</b>	<b>1906...1994</b>
Rice	1-2	1-1	0-1	0-0	1958...1993
Ripon	19-1	13-0	5-1	1-0	1902...1949
Rochester	1-0	0-0	1-0	0-0	1905...1905
Rollins	2-0	2-0	0-0	0-0	1974...1990
Rutgers	1-0	0-0	0-0	0-1	1950...1950
St. John's (NY)	2-0	1-0	1-0	0-0	1963...1979
St. Louis	2-2	2-1	0-1	0-0	1951...1989
St. Mary's (CA)	1-1	1-1	0-0	0-0	1975...1977
Sam Houston State	1-0	1-0	0-0	0-0	1992...1992
San Francisco State	2-0	2-0	0-0	0-0	1986...1991
San Jose State	1-0	1-0	0-0	0-0	1951...1951
Sharon AC	1-0	0-0	1-0	0-0	1905...1905
Sheboygan	2-0	0-0	2-0	0-0	1904...1905
Sheboygan YMCA	1-0	0-0	1-0	0-0	1903...1903
Sioux City YMCA	0-1	0-0	0-1	0-0	1904...1904
South Carolina	3-0	1-0	1-0	1-0	1967...1987
South Dakota	5-1	5-1	0-0	0-0	1957...1985
South Dakota State	2-0	2-0	0-0	0-0	1921...1926
South Florida	2-0	1-0	1-0	0-0	1987...1988
Southeast Missouri State	1-0	1-0	0-0	0-0	1992...1992
Southern California	1-2	1-0	0-2	0-0	1947...1983

Opponent	UW			First Mtg.	Last Mtg.
	Record	Home	Away Neut.		
Southern Illinois	1-3	1-1	0-2	0-0	1970...1988
SIU-Edwardsville	1-0	1-0	0-0	0-0	1973...1973
Southern Indiana	0-1	0-1	0-0	0-0	1991...1991
Southern Methodist	4-3	1-2	2-1	1-0	1956...1992
<b>STANFORD</b>	<b>3-5</b>	<b>2-3</b>	<b>0-2</b>	<b>1-0</b>	<b>1940...1994</b>
Sun Prairie	1-0	0-0	1-0	0-0	1902...1902
Syracuse	1-0	0-0	0-0	1-0	1927...1927
Temple	0-1	0-0	0-1	0-0	1968...1968
Tennessee	0-1	0-0	0-0	0-1	1982...1982
Tennessee Tech	1-0	1-0	0-0	0-0	1991...1991
Texas	1-0	0-0	0-0	1-0	1971...1971
Texas A&M	1-0	0-0	0-0	1-0	1985...1985
Texas-Arlington	1-0	1-0	0-0	0-0	1991...1991
Texas-El Paso	1-0	1-0	0-0	0-0	1963...1963
Texas Southern	1-0	1-0	0-0	0-0	1981...1981
<b>TEXAS TECH</b>	<b>1-0</b>	<b>0-0</b>	<b>1-0</b>	<b>0-0</b>	<b>1994...1994</b>
Toledo	1-1	1-0	0-1	0-0	1983...1984
Tulane	1-3	1-1	0-2	0-0	1954...1972
Truax Field	1-0	0-0	1-0	0-0	1945...1945
Two Rivers AC	0-1	0-0	0-1	0-0	1905...1905
UCLA	2-3	1-1	1-2	0-0	1949...1973
Utah	1-1	0-0	0-1	1-0	1958...1963
Utah State	1-0	0-0	0-0	1-0	1970...1970
Virginia	0-1	0-0	0-0	0-1	1975...1975
Wabash	3-0	3-0	0-0	0-0	1916...1935
Washburn	1-0	1-0	0-0	0-0	1936...1936
Washington	0-3	0-1	0-1	0-1	1956...1966
Wash. Continentals	0-1	0-0	0-1	0-0	1905...1905
Washington (MO)	4-0	3-0	1-0	0-0	1931...1962
Washington State	4-4	2-1	1-1	1-2	1941...1992
Wausau YMCA	1-0	0-0	1-0	0-0	1903...1903
Wayland Academy	2-0	0-0	2-0	0-0	1900...1901
West Virginia	2-1	1-0	1-0	0-1	1966...1974
Western Illinois	1-0	1-0	0-0	0-0	1990...1990
Western Kentucky	1-0	0-0	0-0	1-0	1990...1990
Western Michigan	1-0	1-0	0-0	0-0	1955...1955
Western Ontario	1-0	1-0	0-0	0-0	1949...1949
<b>UW-GREEN BAY</b>	<b>4-0</b>	<b>4-0</b>	<b>0-0</b>	<b>0-0</b>	<b>1981...1994</b>
UW-La Crosse	3-0	0-0	3-0	0-0	1905...1922
<b>UW-MILWAUKEE</b>	<b>10-1</b>	<b>4-1</b>	<b>6-0</b>	<b>0-0</b>	<b>1902...1994</b>
UW-Milwaukee Alumni	2-2	0-1	2-1	0-0	1899...1916
UW-Milwaukee "M" Club	2-0	0-0	2-0	0-0	1917...1922
UW-Oshkosh	2-0	0-0	2-0	0-0	1906...1920
UW-River Falls	2-0	2-0	0-0	0-0	1920...1921
UW-Stevens Point	1-1	0-0	1-1	0-0	1933...1934
UW-Stout	1-0	0-0	1-0	0-0	1907...1907
UW-Superior	1-0	0-0	1-0	0-0	1903...1903
Wyoming	0-1	0-0	0-0	0-1	1958...1958
Xavier (OH)	1-0	0-0	1-0	0-0	1939...1939
Yale	3-1	1-0	0-0	2-1	1902...1984

\* Includes one tie game  
1994-95 opponents in CAPS.

# SCORES VS. 1995 OPPONENTS

## EASTERN MICHIGAN (3-1)

1980 ... H ..... W ..... 69-57  
 1989 ... H ..... W ..... 84-69  
 1990 ... PR ... L ..... 52-71  
 1994 ... H ..... W ..... 94-68

PR - San Juan, Puerto Rico

## ILLINOIS (58-94)

1906 ... A ..... W ..... 36-32  
 1906 ... H ..... W (F) ..... 1-0  
 1907 ... A ..... W ..... 22-16  
 1907 ... H ..... W ..... 47-13  
 1908 ... A ..... W ..... 28-20  
 1908 ... H ..... W ..... 27-14  
 1909 ... A ..... L ..... 19-28  
 1909 ... H ..... W ..... 20-10  
 1910 ... H ..... W ..... 28-16  
 1910 ... A ..... L ..... 14-34  
 1911 ... H ..... W ..... 20-17  
 1911 ... A ..... L ..... 18-21  
 1912 ... H ..... W ..... 27-10  
 1912 ... A ..... W ..... 23-15  
 1913 ... A ..... W ..... 16-15  
 1913 ... H ..... W ..... 18-13  
 1914 ... A ..... W ..... 26-25  
 1914 ... H ..... W ..... 29-16  
 1915 ... A ..... L ..... 19-39  
 1915 ... H ..... L ..... 17-19  
 1916 ... A ..... L ..... 20-27  
 1916 ... H ..... W ..... 34-14  
 1917 ... H ..... W ..... 25-14  
 1917 ... A ..... L ..... 17-20  
 1918 ... A ..... W ..... 22-21  
 1918 ... H ..... W ..... 23-15  
 1919 ... H ..... L ..... 15-25  
 1919 ... A ..... L ..... 14-16  
 1920 ... A ..... L ..... 20-43  
 1920 ... H ..... W ..... 33-29  
 1921 ... H ..... W ..... 23-18  
 1921 ... A ..... L ..... 9-17  
 1922 ... H ..... W ..... 25-23  
 1922 ... A ..... L ..... 35-37  
 1924 ... H ..... W ..... 13-12  
 1924 ... A ..... L ..... 20-31  
 1925 ... A ..... L ..... 25-35  
 1925 ... H ..... W ..... 24-9  
 1927 ... A ..... L ..... 28-32  
 1927 ... H ..... W ..... 39-13  
 1928 ... H ..... L ..... 33-34  
 1928 ... A ..... W ..... 32-22  
 1930 ... H ..... W ..... 14-9  
 1930 ... H ..... W ..... 23-17  
 1931 ... A ..... W ..... 12-9

1931 ... H ..... W ..... 30-20  
 1933 ... A ..... L ..... 25-38  
 1933 ... H ..... L ..... 15-29  
 1934 ... A ..... L ..... 17-20  
 1934 ... H ..... W ..... 28-22  
 1936 ... H ..... L ..... 27-29  
 1936 ... A ..... L ..... 20-36  
 1937 ... H ..... L ..... 28-31  
 1937 ... A ..... L ..... 31-48  
 1939 ... H ..... L ..... 34-37  
 1940 ... A ..... L ..... 35-37  
 1941 ... H ..... W ..... 46-30  
 1942 ... H ..... L ..... 40-55  
 1942 ... A ..... L ..... 43-45  
 1943 ... H ..... L ..... 40-52  
 1943 ... A ..... L ..... 26-50  
 1944 ... H ..... L + ..... 43-45  
 1944 ... A ..... W ..... 43-38  
 1946 ... H ..... L ..... 31-56  
 1946 ... A ..... L ..... 53-72  
 1947 ... H ..... W ..... 53-47  
 1947 ... A ..... L ..... 37-63  
 1948 ... H ..... W ..... 52-47  
 1948 ... A ..... L ..... 36-57  
 1949 ... A ..... L ..... 50-62  
 1949 ... H ..... L ..... 54-61  
 1950 ... H ..... W ..... 59-50  
 1950 ... A ..... L ..... 58-76  
 1951 ... H ..... L + ..... 69-71  
 1951 ... A ..... L ..... 52-63  
 1952 ... A ..... L ..... 49-53  
 1952 ... H ..... W ..... 58-48  
 1953 ... A ..... L ..... 61-71  
 1953 ... H ..... L ..... 61-65  
 1954 ... H ..... L + ..... 64-70  
 1954 ... A ..... L ..... 64-66  
 1955 ... A ..... W ..... 79-64  
 1955 ... H ..... L ..... 71-99  
 1956 ... A ..... L ..... 77-96  
 1957 ... H ..... L ..... 63-79  
 1958 ... H ..... L ..... 59-64  
 1958 ... A ..... W ..... 71-70  
 1959 ... H ..... L ..... 51-77  
 1959 ... A ..... L ..... 54-93  
 1960 ... H ..... W ..... 75-63  
 1961 ... A ..... L ..... 73-77  
 1962 ... A ..... W ..... 85-81  
 1962 ... H ..... W ..... 103-101  
 1963 ... H ..... W ..... 84-77  
 1963 ... A ..... L ..... 77-89  
 1964 ... A ..... L ..... 73-97  
 1964 ... H ..... L ..... 56-70  
 1966 ... H ..... L ..... 70-90  
 1966 ... A ..... L ..... 64-80  
 1967 ... A ..... L ..... 74-87  
 1967 ... H ..... W ..... 102-92  
 1968 ... H ..... L ..... 60-68  
 1969 ... A ..... L ..... 73-86  
 1970 ... H ..... L ..... 69-74  
 1970 ... A ..... W ..... 66-65  
 1971 ... A ..... L ..... 82-84

1971 ... H ..... W ..... 88-84  
 1972 ... A ..... L ..... 86-91  
 1972 ... H ..... W ..... 97-84  
 1973 ... A ..... L ..... 74-76  
 1973 ... H ..... W ..... 99-88  
 1974 ... H ..... W ..... 101-75  
 1975 ... A ..... L ..... 56-72  
 1975 ... H ..... W ..... 76-70  
 1976 ... A ..... L ..... 61-71  
 1976 ... H ..... L ..... 59-70  
 1977 ... A ..... L ..... 72-82  
 1977 ... H ..... W ..... 62-50  
 1978 ... A ..... L ..... 71-74  
 1978 ... H ..... W ..... 80-73  
 1979 ... H ..... L ..... 74-81  
 1979 ... A ..... L ..... 64-81  
 1980 ... H ..... L ..... 64-69  
 1980 ... A ..... L ..... 50-67  
 1981 ... A ..... W ..... 54-45  
 1981 ... H ..... L ..... 65-84  
 1982 ... A ..... L ..... 54-88  
 1982 ... H ..... L ..... 60-68  
 1983 ... H ..... L ..... 54-61  
 1983 ... A ..... L ..... 64-71  
 1984 ... H ..... L + ..... 62-63  
 1984 ... A ..... L ..... 57-81  
 1985 ... H ..... L ..... 67-78  
 1985 ... A ..... L ..... 49-68  
 1986 ... A ..... L ..... 54-73  
 1986 ... H ..... L ..... 74-82  
 1987 ... H ..... L ..... 66-68  
 1987 ... A ..... L ..... 74-99  
 1988 ... H ..... L ..... 65-80  
 1988 ... A ..... L ..... 65-85  
 1989 ... A ..... L ..... 80-103  
 1989 ... H ..... W ..... 72-52  
 1990 ... A ..... L ..... 59-73  
 1990 ... H ..... L ..... 63-66  
 1991 ... A ..... L ..... 62-70  
 1991 ... H ..... W ..... 85-77  
 1992 ... A ..... L ..... 67-74  
 1992 ... H ..... W ..... 92-78  
 1993 ... A ..... L ..... 72-80  
 1993 ... H ..... W ..... 74-66  
 1994 ... H ..... W ..... 66-56  
 1994 ... A ..... L ..... 65-76

+ - overtime period  
 (F) - forfeit

## INDIANA (46-81)

1910 ... H ..... L ..... 11-13  
 1910 ... A ..... W ..... 33-8  
 1911 ... H ..... W ..... 51-9  
 1911 ... A ..... L ..... 18-21  
 1912 ... H ..... W ..... 51-10  
 1912 ... A ..... W ..... 32-21

1913 ... A ..... W ..... 30-19  
 1913 ... H ..... W ..... 48-10  
 1914 ... A ..... W ..... 57-15  
 1914 ... H ..... W ..... 46-24  
 1915 ... A ..... W ..... 39-18  
 1915 ... H ..... W ..... 47-15  
 1917 ... H ..... W ..... 29-14  
 1917 ... A ..... W ..... 18-16  
 1919 ... H ..... W ..... 29-16  
 1919 ... A ..... L ..... 12-22  
 1923 ... A ..... W ..... 17-10  
 1923 ... H ..... W ..... 35-17  
 1924 ... A ..... W ..... 23-21  
 1924 ... H ..... W ..... 28-27  
 1926 ... H ..... W ..... 33-31  
 1926 ... A ..... L ..... 20-35  
 1927 ... H ..... L ..... 23-28  
 1927 ... A ..... L ..... 23-31  
 1929 ... H ..... W ..... 24-20  
 1929 ... A ..... W ..... 27-25  
 1930 ... A ..... W + ..... 23-21  
 1930 ... H ..... W ..... 34-23  
 1932 ... A ..... L ..... 21-33  
 1932 ... H ..... W ..... 35-26  
 1933 ... A ..... W + ..... 38-37  
 1933 ... H ..... L + ..... 28-29  
 1935 ... A ..... W ..... 30-23  
 1935 ... H ..... W + ..... 37-27  
 1936 ... H ..... L ..... 24-26  
 1936 ... A ..... L ..... 21-54  
 1938 ... A ..... L ..... 44-47  
 1938 ... H ..... W ..... 34-32  
 1939 ... A ..... L ..... 19-43  
 1940 ... H ..... L ..... 34-40  
 1941 ... A ..... W ..... 38-30  
 1942 ... A ..... L ..... 34-38  
 1942 ... H ..... W ..... 42-36  
 1943 ... H ..... L ..... 44-51  
 1943 ... H ..... W ..... 57-53  
 1944 ... A ..... W ..... 62-43  
 1944 ... A ..... W ..... 52-31  
 1947 ... H ..... W ..... 70-49  
 1948 ... A ..... W ..... 58-54  
 1949 ... H ..... W ..... 58-48  
 1950 ... A ..... L ..... 59-61  
 1951 ... A ..... L ..... 58-68  
 1952 ... H ..... L ..... 48-63  
 1953 ... A ..... L ..... 48-66  
 1953 ... H ..... L ..... 70-72  
 1954 ... A ..... L ..... 67-70  
 1954 ... H ..... L ..... 74-90  
 1955 ... H ..... W ..... 77-66  
 1955 ... A ..... L ..... 58-65  
 1956 ... H ..... L ..... 71-75  
 1956 ... A ..... W ..... 69-67  
 1957 ... A ..... L ..... 68-79  
 1957 ... H ..... L ..... 74-85  
 1958 ... H ..... L ..... 87-93  
 1959 ... A ..... L ..... 71-97  
 1960 ... H ..... L ..... 85-97  
 1960 ... A ..... L ..... 71-91

# SCORES VS. 1995 OPPONENTS

1961 ... H ..... L ..... 84-98
1961 ... A ..... L ..... 69-80
1962 ... A ..... W ..... 105-94
1963 ... H ..... W ..... 102-96
1964 ... H ..... L ++ ..... 80-82
1964 ... A ..... L ..... 82-108
1965 ... A ..... L ..... 87-100
1965 ... H ..... L ..... 73-92
1966 ... H ..... W ..... 79-78
1967 ... A ..... L ..... 81-93
1968 ... H ..... W ..... 95-83
1968 ... A ..... L ..... 85-93
1969 ... H ..... L ..... 63-65
1969 ... A ..... L ..... 84-101
1970 ... A ..... L ..... 77-89
1971 ... H ..... W ++ ..... 94-87
1972 ... A ..... W + ..... 66-64
1972 ... H ..... L + ..... 76-84
1973 ... H ..... L ..... 64-78
1973 ... A ..... L ..... 55-57
1974 ... A ..... L ..... 51-52
1974 ... H ..... L ..... 63-81
1975 ... H ..... L ..... 69-89
1975 ... A ..... L ..... 58-93
1976 ... A ..... L ..... 61-114
1976 ... H ..... L ..... 67-96
1977 ... H ..... L ..... 64-79
1977 ... A ..... W ..... 66-64
1978 ... H ..... W ..... 78-65
1978 ... A ..... L ..... 54-58
1979 ... A ..... L ..... 61-82
1979 ... H ..... L + ..... 62-68
1980 ... H ..... W ..... 52-50
1980 ... A ..... L ..... 52-61
1981 ... A ..... L ..... 64-89
1981 ... H ..... L ..... 52-59
1982 ... H ..... L ..... 56-62
1982 ... A ..... L ..... 57-88
1983 ... A ..... L ..... 73-83
1983 ... H ..... L ..... 56-75
1984 ... H ..... L ..... 67-81
1984 ... A ..... L ..... 64-74
1985 ... A ..... L ..... 68-90
1985 ... H ..... L ..... 54-58
1986 ... H ..... L ..... 69-80
1986 ... A ..... L ..... 69-78
1987 ... A ..... L ..... 65-103
1987 ... H ..... L +++ ..... 85-86
1988 ... A ..... L ..... 53-55
1988 ... H ..... L ..... 74-84
1989 ... H ..... L + ..... 58-61
1989 ... A ..... L ..... 64-75
1990 ... A ..... L ..... 61-85
1990 ... H ..... L ..... 68-70
1991 ... A ..... L ..... 57-73
1991 ... H ..... L ..... 61-74
1992 ... H ..... L ..... 63-79
1992 ... A ..... L ..... 41-66
1993 ... H ..... L ..... 80-87
1994 ... A ..... L ..... 65-78

+ - overtime period

## IOWA (56-66)

1909 ... H ..... W ..... 30-9
1912 ... A ..... W ..... 38-12
1912 ... H ..... W ..... 30-5
1916 ... A ..... W + ..... 36-31
1916 ... H ..... W ..... 38-19
1918 ... A ..... W ..... 36-22
1918 ... A ..... W ..... 34-19
1919 ... H ..... W ..... 29-18
1919 ... A ..... L ..... 27-29
1920 ... A ..... W ..... 35-18
1920 ... H ..... L ..... 20-21
1922 ... A ..... W ..... 18-15
1922 ... H ..... L ..... 18-24
1924 ... A ..... L ..... 19-22
1924 ... H ..... W ..... 36-26
1925 ... H ..... W ..... 16-15
1925 ... A ..... W ..... 25-23
1927 ... H ..... W ..... 24-21
1927 ... A ..... L ..... 17-26
1928 ... H ..... W ..... 31-21
1928 ... H ..... W ..... 20-17
1931 ... H ..... W ..... 24-13
1931 ... H ..... L ..... 17-19
1933 ... H ..... W ..... 21-19
1933 ... A ..... L ..... 25-31
1934 ... A ..... L ..... 26-32
1934 ... H ..... W ..... 35-32
1936 ... H ..... W ..... 27-21
1936 ... A ..... L ..... 25-32
1937 ... H ..... W ..... 29-23
1937 ... A ..... L ..... 35-43
1939 ... H ..... W ..... 28-24
1940 ... A ..... L ..... 35-37
1941 ... H ..... W ..... 49-35
1942 ... A ..... L ..... 45-49
1942 ... H ..... W ..... 62-45
1945 ... A ..... L ..... 53-54
1945 ... H ..... L ..... 38-68
1946 ... A ..... L ..... 50-57
1946 ... H ..... L ..... 39-44
1947 ... A ..... W ..... 63-62
1947 ... H ..... W ..... 60-53
1948 ... H ..... W ..... 60-51
1948 ... A ..... L ..... 40-62
1949 ... A ..... L ..... 60-61
1949 ... H ..... W ..... 70-47
1950 ... A ..... W + ..... 66-62
1950 ... H ..... W ..... 53-44
1951 ... H ..... L ..... 60-73
1952 ... A ..... W ..... 78-75
1953 ... H ..... W ..... 75-70
1953 ... A ..... L ..... 66-83
1954 ... A ..... L ..... 54-71
1955 ... H ..... L ..... 69-86
1956 ... H ..... L ..... 74-78
1956 ... A ..... L ..... 66-80
1957 ... H ..... L ..... 47-70

1957 ... A ..... W ..... 60-59
1958 ... A ..... L ..... 61-74
1959 ... H ..... L ..... 84-94
1960 ... H ..... L ..... 64-71
1960 ... A ..... W ..... 63-58
1961 ... H ..... L ..... 68-76
1961 ... A ..... L ..... 61-63
1962 ... H ..... W ..... 91-79
1962 ... A ..... L ..... 64-81
1963 ... A ..... L ..... 56-65
1963 ... H ..... W ..... 75-69
1964 ... H ..... W ..... 79-61
1965 ... A ..... L ..... 62-92
1966 ... H ..... W ..... 69-68
1966 ... A ..... L ..... 70-80
1967 ... A ..... W +++ ..... 96-95
1967 ... H ..... L + ..... 87-90
1968 ... A ..... L ..... 61-69
1969 ... H ..... W ..... 84-74
1970 ... H ..... L ..... 74-92
1970 ... A ..... L ..... 100-119
1971 ... H ..... L ..... 91-93
1971 ... A ..... W ..... 89-83
1972 ... H ..... W ..... 81-80
1973 ... A ..... L ..... 76-100
1974 ... H ..... W ..... 113-87
1974 ... A ..... W ..... 74-58
1975 ... H ..... W + ..... 86-85
1975 ... A ..... L ..... 68-75
1976 ... H ..... L ..... 71-81
1976 ... A ..... L ..... 82-96
1977 ... A ..... L ..... 73-90
1977 ... H ..... L ++ ..... 93-94
1978 ... A ..... L ..... 73-88
1978 ... H ..... W ..... 82-72
1979 ... H ..... L ..... 64-70
1979 ... A ..... L ..... 65-79
1980 ... A ..... L ..... 65-66
1980 ... H ..... W ..... 62-58
1981 ... H ..... L ..... 66-76
1981 ... A ..... L ..... 75-96
1982 ... H ..... L ..... 62-78
1982 ... A ..... L ..... 55-79
1983 ... H ..... W ..... 65-62
1983 ... A ..... L ..... 63-93
1984 ... A ..... L ..... 62-75
1984 ... H ..... L ..... 55-63
1985 ... A ..... L ..... 65-105
1985 ... H ..... W ..... 54-53
1986 ... H ..... W ..... 69-63
1986 ... A ..... L ..... 48-101
1987 ... A ..... L ..... 63-78
1987 ... H ..... L ..... 71-81
1988 ... H ..... L ..... 89-104
1988 ... A ..... L ..... 70-103
1989 ... A ..... L ..... 70-78
1989 ... H ..... W ..... 65-54
1990 ... H ..... W + ..... 73-69
1990 ... A ..... W ..... 80-71
1991 ... H ..... W ..... 91-79
1991 ... A ..... W ..... 56-55

1992 ... A ..... L ..... 66-73
1992 ... H ..... L ..... 65-70
1993 ... A ..... L ..... 65-91
1994 ... H ..... W ..... 95-71

+ - overtime period

## MARQUETTE (54-46)

1918 ... H ..... W ..... 15-14
1921 ... A ..... W ..... 23-18
1923 ... H ..... L ..... 8-9
1924 ... A ..... W ..... 27-7
1926 ... A ..... W ..... 42-26
1927 ... A ..... W ..... 29-26
1930 ... H ..... W ..... 29-15
1930 ... A ..... W ..... 29-22
1931 ... A ..... L ..... 14-16
1932 ... A ..... L ..... 23-26
1932 ... H ..... W ..... 18-16
1933 ... H ..... L ..... 16-18
1933 ... A ..... L ..... 16-22
1934 ... H ..... W ..... 32-30
1934 ... A ..... L ..... 26-28
1935 ... H ..... W ..... 29-20
1935 ... A ..... L ..... 25-33
1936 ... H ..... W ..... 35-22
1936 ... A ..... W ..... 46-21
1937 ... H ..... W ..... 29-21
1937 ... A ..... W ..... 35-29
1938 ... H ..... L ..... 21-32
1938 ... A ..... L ..... 32-38
1939 ... H ..... W ..... 27-26
1939 ... A ..... L ..... 27-46
1940 ... H ..... W ..... 46-39
1940 ... A ..... L ..... 28-41
1941 ... H ..... W ..... 38-32
1941 ... A ..... L ..... 21-40
1942 ... H ..... W ..... 35-34
1942 ... A ..... W ..... 36-25
1943 ... H ..... W ..... 45-36
1943 ... A ..... W ..... 50-38
1944 ... H ..... L ..... 43-51
1944 ... A ..... W ..... 40-37
1945 ... H ..... W ..... 45-40
1945 ... A ..... W ..... 46-39
1946 ... H ..... W ..... 42-32
1946 ... A ..... L ..... 41-62
1947 ... H ..... W ..... 65-51
1947 ... A ..... L ..... 47-55
1948 ... H ..... W ..... 57-50
1948 ... A ..... W ..... 67-60
1949 ... H ..... W + ..... 67-63
1949 ... A ..... W ..... 60-34
1950 ... H ..... W ..... 63-48
1950 ... A ..... W ..... 62-45
1951 ... H ..... W ..... 49-42
1951 ... A ..... L ..... 58-61

# SCORES VS. 1995 OPPONENTS

1952 ... H ..... W ..... 48-46
1952 ... A ..... L ..... 47-51
1953 ... H ..... W ..... 76-55
1954 ... A ..... W ..... 64-56
1959 ... H ..... L ..... 47-76
1960 ... A ..... L ..... 66-84
1961 ... H ..... W ..... 55-51
1962 ... A ..... L ..... 75-92
1963 ... H ..... W ..... 76-58
1963 ... A ..... W ..... 70-56
1964 ... A ..... W ..... 72-68
1965 ... A ..... L ..... 61-62
1965 ... H ..... L ..... 58-59
1966 ... A ..... W ..... 73-72
1967 ... H ..... L ..... 60-66
1968 ... A ..... W ..... 70-62
1968 ... A ..... L ..... 56-71
1969 ... A ..... L ..... 56-59
1969 ... H ..... W ..... 56-50
1970 ... A ..... L ..... 43-64
1970 ... A ..... L ..... 51-60
1971 ... A ..... L ..... 69-72
1971 ... H ..... L ..... 75-89
1972 ... A ..... L ..... 60-72
1973 ... A ..... L ++ ..... 73-75
1973 ... H ..... L ..... 58-64
1974 ... A ..... L + ..... 48-49
1974 ... A ..... L ..... 58-59
1975 ... H ..... L ..... 63-69
1976 ... A ..... L ..... 54-78
1976 ... A ..... L ..... 66-82
1977 ... A ..... L ..... 57-64
1977 ... H ..... L ..... 58-73
1978 ... A ..... L ..... 64-75
1979 ... H ..... W ..... 65-52
1980 ... A ..... W ..... 57-56
1981 ... H ..... L ..... 53-64
1982 ... A ..... L ..... 64-94
1983 ... H ..... L ..... 62-68
1984 ... A ..... L ..... 59-74
1986 ... H ..... W ..... 75-74
1987 ... A ..... L ..... 71-84
1988 ... H ..... W ..... 66-55
1989 ... A ..... W ..... 70-55
1989 ... H ..... W ..... 61-50
1990 ... A ..... W + ..... 63-58
1990 ... H ..... W ..... 82-65
1991 ... A ..... L ..... 58-69
1992 ... H ..... W ..... 81-63
1993 ... A ..... W ..... 77-67
1994 ... H ..... W ..... 71-52

+ - overtime period

## MICHIGAN (47-76)

1920 ... H ..... W ..... 40-13
1920 ... A ..... L ..... 20-23
1921 ... H ..... W ..... 27-24
1921 ... A ..... W ..... 25-17
1922 ... H ..... W + ..... 18-16
1922 ... A ..... L ..... 17-18
1923 ... A ..... W ..... 18-15
1923 ... H ..... W ..... 16-11
1925 ... A ..... L ..... 12-14
1925 ... H ..... L ..... 16-27
1926 ... A ..... L ..... 13-22
1926 ... H ..... L + ..... 23-24
1928 ... H ..... W ..... 26-22
1928 ... A ..... L ..... 19-42
1929 ... H ..... L ..... 23-31
1929 ... A ..... L ..... 22-37
1931 ... A ..... L ..... 17-23
1931 ... H ..... L ..... 15-26
1932 ... H ..... L ..... 18-24
1932 ... A ..... L ..... 13-33
1934 ... H ..... W ..... 34-23
1934 ... A ..... W ..... 32-26
1935 ... A ..... W ..... 34-20
1935 ... H ..... W ..... 33-19
1937 ... A ..... L ..... 31-43
1937 ... H ..... L ..... 27-41
1938 ... A ..... W ..... 39-30
1938 ... A ..... L ..... 29-58
1939 ... A ..... W ..... 42-39
1940 ... H ..... L ..... 39-44
1941 ... A ..... W ..... 40-30
1942 ... H ..... W ..... 58-36
1943 ... A ..... L ..... 34-38
1943 ... A ..... W ..... 55-34
1944 ... H ..... W ..... 50-41
1944 ... H ..... W ..... 42-31
1945 ... A ..... W ..... 55-44
1945 ... H ..... L ..... 39-50
1946 ... H ..... W ..... 58-57
1946 ... A ..... L ..... 56-66
1947 ... A ..... W ..... 52-51
1948 ... H ..... L ..... 39-43
1949 ... A ..... L ..... 38-40
1950 ... H ..... W ..... 53-41
1951 ... A ..... W ..... 61-52
1951 ... H ..... L ..... 50-52
1952 ... A ..... L ..... 55-56
1952 ... H ..... W ..... 69-53
1953 ... H ..... W ..... 75-63
1953 ... H ..... W ..... 74-52
1954 ... H ..... W ..... 77-56
1955 ... A ..... L ..... 63-90
1956 ... H ..... W ..... 69-58
1956 ... A ..... L ..... 68-78
1957 ... A ..... L ..... 62-71
1957 ... H ..... W ..... 70-65
1958 ... A ..... L ..... 49-70

1958 ... H ..... L ..... 65-72
1959 ... H ..... L ..... 74-84
1959 ... A ..... L ..... 63-87
1960 ... A ..... W + ..... 88-82
1961 ... H ..... W ..... 76-68
1962 ... H ..... L ..... 74-81
1962 ... A ..... L ..... 65-84
1963 ... A ..... W ..... 81-78
1963 ... H ..... L ..... 80-82
1964 ... H ..... L ..... 59-103
1965 ... A ..... L ..... 75-98
1966 ... H ..... L ..... 67-69
1966 ... A ..... L ..... 102-120
1967 ... LA ..... L ..... 88-98
1967 ... H ..... W ..... 98-90
1967 ... DT ... W ..... 80-79
1968 ... H ..... W ..... 77-75
1969 ... A ..... L ..... 79-84
1970 ... H ..... W ..... 84-74
1970 ... A ..... W ..... 90-86
1971 ... H ..... L ..... 89-90
1971 ... A ..... L ..... 73-93
1972 ... A ..... L ..... 70-93
1973 ... H ..... W ..... 94-79
1974 ... A ..... L ..... 75-83
1974 ... H ..... L ..... 74-78
1975 ... A ..... L + ..... 73-75
1975 ... H ..... W ..... 70-68
1976 ... H ..... L ..... 81-106
1976 ... A ..... L ..... 86-107
1977 ... A ..... L ..... 63-66
1977 ... H ..... L ..... 64-69
1978 ... A ..... L ..... 64-83
1978 ... H ..... L ..... 66-68
1979 ... H ..... W ..... 77-66
1979 ... A ..... W ..... 66-65
1980 ... H ..... L + ..... 69-73
1980 ... A ..... L ..... 59-68
1981 ... H ..... L ..... 67-74
1981 ... A ..... L ..... 64-71
1982 ... A ..... W ..... 65-63
1982 ... H ..... L ..... 84-91
1983 ... A ..... L ..... 57-62
1983 ... H ..... W ..... 82-70
1984 ... H ..... W ..... 71-64
1984 ... A ..... L ..... 75-84
1985 ... H ..... L ..... 81-94
1985 ... A ..... L ..... 68-88
1986 ... A ..... L ..... 64-91
1986 ... H ..... L ..... 74-97
1987 ... H ..... L ..... 78-84
1987 ... A ..... L ..... 64-77
1988 ... A ..... L ..... 54-65
1988 ... H ..... L ..... 67-80
1989 ... H ..... W ..... 71-68
1989 ... A ..... L ..... 70-92
1990 ... H ..... L ..... 63-77
1990 ... A ..... L ..... 64-94
1991 ... H ..... L + ..... 68-69
1991 ... A ..... L ..... 62-65
1992 ... A ..... L ..... 83-98

1992 ... H ..... W ..... 96-78
1993 ... H ..... L ..... 73-98
1993 ... A ..... L ..... 66-85
1994 ... A ..... L ..... 75-79
1994 ... H ..... W ..... 71-58

+ - overtime period  
DT - Detroit  
LA - Los Angeles

## MICHIGAN STATE (46-47)

1922 ... H ..... W ..... 27-12
1933 ... H ..... W ..... 26-16
1934 ... H ..... L ..... 22-23
1935 ... H ..... W + ..... 23-21
1936 ... H ..... W ..... 26-21
1937 ... H ..... W ..... 22-17
1938 ... H ..... W ..... 30-27
1939 ... H ..... W ..... 39-37
1940 ... A ..... L ..... 41-48
1946 ... H ..... L ..... 48-59
1946 ... A ..... L ..... 52-56
1947 ... A ..... W ..... 58-48
1948 ... H ..... W ..... 51-39
1950 ... A ..... W ..... 66-47
1951 ... A ..... W ..... 53-52
1951 ... H ..... W ..... 35-29
1952 ... A ..... L ..... 39-50
1952 ... H ..... L ..... 55-57
1953 ... A ..... L ..... 45-53
1953 ... H ..... W ..... 58-51
1954 ... A ..... W ..... 57-53
1954 ... H ..... W ..... 79-56
1955 ... A ..... L ..... 77-94
1955 ... H ..... L ..... 70-73
1956 ... A ..... L ..... 82-89
1957 ... H ..... L ..... 62-78
1958 ... H ..... W ..... 66-52
1958 ... A ..... L ..... 59-93
1959 ... H ..... L ..... 57-88
1959 ... A ..... L ..... 73-93
1960 ... H ..... L ..... 79-91
1961 ... A ..... W ..... 74-71
1962 ... A ..... W ..... 83-78
1962 ... H ..... W ..... 77-72
1963 ... H ..... L ..... 68-75
1963 ... A ..... W + ..... 92-89
1964 ... A ..... L ..... 90-106
1965 ... H ..... W ..... 99-89
1966 ... A ..... L ..... 65-79
1966 ... H ..... W ..... 78-77
1967 ... A ..... L ..... 61-68
1967 ... H ..... W ..... 68-64
1968 ... H ..... W ..... 70-68
1968 ... A ..... L ..... 77-87
1969 ... A ..... L ..... 67-77
1969 ... H ..... W ..... 76-64

# SCORES VS. 1995 OPPONENTS

1970 ... H ..... W ..... 89-79
1971 ... A ..... L ..... 78-97
1972 ... A ..... L ..... 76-83
1972 ... H ..... W ..... 101-74
1973 ... H ..... W ..... 93-80
1973 ... A ..... L + ..... 78-79
1974 ... H ..... W ..... 87-80
1975 ... A ..... L ..... 87-105
1975 ... H ..... W ..... 103-96
1976 ... H ..... W ..... 70-63
1976 ... A ..... W ..... 86-82
1977 ... A ..... L ..... 61-84
1977 ... H ..... W + + + ..... 87-83
1978 ... A ..... L ..... 63-74
1978 ... H ..... L ..... 75-89
1979 ... A ..... L ..... 55-84
1979 ... H ..... W ..... 83-81
1980 ... A ..... L ..... 61-62
1980 ... H ..... W ..... 80-66
1981 ... H ..... W ..... 63-62
1981 ... A ..... L ..... 65-74
1982 ... A ..... L ..... 58-68
1982 ... H ..... W ..... 65-60
1983 ... A ..... L ..... 66-86
1983 ... H ..... L ..... 65-91
1984 ... H ..... W ..... 81-74
1984 ... A ..... L ..... 59-78
1985 ... H ..... L ..... 68-77
1985 ... A ..... L ..... 63-82
1986 ... A ..... L ..... 81-83
1986 ... H ..... L ..... 71-84
1987 ... H ..... L ..... 78-81
1987 ... A ..... W ..... 65-63
1988 ... H ..... W + + ..... 78-72
1988 ... A ..... W ..... 71-69
1989 ... H ..... W + ..... 69-64
1989 ... A ..... L ..... 61-70
1990 ... H ..... L ..... 61-64
1990 ... A ..... L ..... 57-60
1991 ... A ..... L ..... 50-65
1991 ... H ..... W + + ..... 84-78
1992 ... H ..... L ..... 64-79
1992 ... A ..... L ..... 61-76
1993 ... A ..... W ..... 67-66
1993 ... H ..... W ..... 65-62
1994 ... A ..... L ..... 60-70
1994 ... H ..... W ..... 87-62

+ - overtime period

## MINNESOTA (69-91)

1900 ... A ..... L ..... 15-17
1901 ... A ..... L ..... 15-42
1902 ... A ..... L ..... 10-30
1903 ... A ..... L ..... 11-33
1906 ... H ..... W ..... 31-24
1906 ... A ..... L ..... 10-16
1907 ... A ..... L ..... 11-18

1907 ... H ..... W ..... 31-20
1908 ... H ..... W ..... 37-16
1908 ... A ..... W ..... 34-14
1909 ... A ..... W ..... 14-13
1909 ... H ..... W ..... 37-14
1910 ... H ..... W ..... 24-14
1910 ... A ..... L ..... 9-16
1911 ... A ..... L ..... 16-17
1911 ... H ..... L ..... 13-21
1912 ... H ..... W ..... 22-12
1912 ... A ..... W + ..... 29-26
1913 ... A ..... W ..... 19-11
1913 ... H ..... W ..... 29-11
1914 ... H ..... W ..... 28-7
1914 ... A ..... W ..... 27-9
1915 ... A ..... W ..... 23-20
1915 ... H ..... W ..... 31-7
1916 ... H ..... W ..... 31-11
1916 ... A ..... W ..... 32-14
1917 ... A ..... L ..... 25-33
1917 ... H ..... W ..... 16-13
1918 ... A ..... W ..... 18-17
1918 ... H ..... L ..... 11-19
1919 ... A ..... L ..... 11-38
1919 ... H ..... L ..... 12-23
1920 ... H ..... W ..... 28-12
1920 ... A ..... L ..... 26-32
1921 ... A ..... L ..... 21-22
1921 ... H ..... W ..... 18-12
1922 ... H ..... L ..... 15-17
1922 ... A ..... W ..... 34-20
1923 ... A ..... W ..... 24-12
1923 ... H ..... W ..... 36-10
1925 ... A ..... L ..... 14-16
1925 ... H ..... L ..... 14-25
1926 ... H ..... W ..... 36-24
1926 ... A ..... L ..... 19-31
1928 ... A ..... W ..... 35-26
1928 ... H ..... W ..... 38-18
1929 ... A ..... W ..... 29-21
1929 ... H ..... W ..... 39-17
1931 ... A ..... L ..... 26-28
1931 ... H ..... L ..... 15-42
1932 ... A ..... L ..... 17-43
1932 ... H ..... L ..... 21-23
1934 ... A ..... W ..... 31-30
1934 ... H ..... W ..... 34-23
1935 ... H ..... W ..... 38-31
1935 ... A ..... W ..... 28-27
1937 ... H ..... L ..... 32-37
1937 ... A ..... L ..... 17-30
1938 ... H ..... W ..... 35-28
1938 ... A ..... L ..... 28-35
1939 ... A ..... L ..... 32-34
1939 ... H ..... W ..... 35-25
1940 ... H ..... W ..... 36-34
1940 ... A ..... L ..... 39-44
1941 ... A ..... L ..... 27-44
1941 ... H ..... W ..... 42-32
1942 ... A ..... W ..... 49-47
1943 ... H ..... W ..... 54-33

1943 ... A ..... L ..... 34-48
1944 ... A ..... W ..... 49-30
1944 ... H ..... W ..... 50-33
1945 ... H ..... W ..... 46-37
1945 ... A ..... L ..... 50-54
1946 ... H ..... L ..... 45-46
1946 ... A ..... L ..... 57-58
1947 ... H ..... W ..... 60-51
1947 ... A ..... L ..... 55-58
1948 ... H ..... W ..... 59-50
1948 ... A ..... L ..... 41-46
1949 ... A ..... L ..... 33-47
1949 ... A ..... W ..... 45-43
1950 ... H ..... W ..... 57-54
1950 ... A ..... W ..... 60-54
1951 ... A ..... W ..... 47-44
1952 ... H ..... L ..... 47-54
1953 ... A ..... L ..... 53-64
1953 ... H ..... W ..... 76-74
1954 ... H ..... L ..... 68-78
1954 ... A ..... L ..... 73-78
1955 ... H ..... L ..... 69-71
1955 ... A ..... W ..... 78-72
1956 ... H ..... L ..... 71-77
1957 ... A ..... L ..... 53-85
1958 ... H ..... L ..... 66-71
1958 ... A ..... L ..... 63-71
1959 ... A ..... L ..... 66-79
1959 ... H ..... L ..... 50-69
1960 ... A ..... L ..... 72-86
1961 ... H ..... W ..... 83-75
1962 ... A ..... W ..... 94-88
1962 ... H ..... L ..... 90-92
1963 ... H ..... L ..... 68-69
1963 ... A ..... L ..... 48-72
1964 ... A ..... L ..... 92-111
1964 ... H ..... L ..... 96-105
1965 ... A ..... L ..... 57-81
1965 ... H ..... L ..... 91-101
1966 ... A ..... W ..... 87-74
1967 ... H ..... W ..... 85-75
1968 ... A ..... W ..... 72-62
1968 ... H ..... W ..... 94-82
1969 ... H ..... W ..... 68-61
1969 ... A ..... W ..... 69-63
1970 ... H ..... W ..... 90-84
1971 ... A ..... L ..... 98-104
1972 ... H ..... L ..... 59-65
1972 ... A ..... L ..... 73-76
1973 ... A ..... L ..... 54-78
1973 ... H ..... L ..... 64-81
1974 ... A ..... L + ..... 63-64
1975 ... H ..... L ..... 46-61
1975 ... A ..... L ..... 58-65
1976 ... H ..... L ..... 84-96
1976 ... A ..... L ..... 74-98
1977 ... A ..... L % ..... 64-82
1977 ... H ..... L % ..... 61-64
1978 ... A ..... L ..... 51-61
1978 ... H ..... L ..... 55-64
1979 ... A ..... L ..... 72-82

1979 ... H ..... L ..... 72-74
1980 ... A ..... L + ..... 76-82
1980 ... H ..... W ..... 70-55
1981 ... A ..... L ..... 60-76
1981 ... H ..... W + ..... 60-58
1982 ... H ..... L ..... 57-78
1982 ... A ..... L ..... 60-71
1983 ... H ..... L ..... 58-65
1983 ... A ..... L ..... 71-78
1984 ... A ..... L ..... 62-75
1984 ... H ..... L ..... 67-68
1985 ... A ..... L ..... 62-72
1985 ... H ..... W ..... 65-61
1986 ... H ..... L ..... 65-67
1986 ... A ..... W ..... 70-64
1987 ... A ..... L ..... 67-69
1987 ... H ..... W ..... 69-52
1988 ... A ..... L ..... 62-71
1988 ... H ..... W ..... 81-70
1989 ... H ..... W ..... 75-67
1989 ... A ..... L ..... 58-59
1990 ... H ..... W ..... 77-75
1990 ... A ..... L ..... 67-68
1991 ... H ..... W ..... 72-62
1991 ... A ..... L ..... 70-80
1992 ... H ..... L ..... 48-49
1992 ... A ..... L ..... 57-76
1993 ... H ..... W ..... 79-70
1993 ... A ..... L ..... 71-85
1994 ... A ..... L ..... 53-90
1994 ... H ..... L ..... 78-109

+ - overtime period  
% - forfeited by UM

## NORTHWESTERN (85-54)

1910 ... H ..... W ..... 55-9
1910 ... A ..... W ..... 39-11
1911 ... A ..... W ..... 29-9
1911 ... H ..... W ..... 23-11
1912 ... A ..... W ..... 32-19
1912 ... H ..... W ..... 46-11
1914 ... H ..... W ..... 38-9
1914 ... A ..... W ..... 33-26
1916 ... H ..... W ..... 22-18
1916 ... A ..... W ..... 24-21
1917 ... A ..... W + ..... 29-21
1917 ... H ..... W ..... 23-21
1918 ... A ..... L ..... 17-33
1918 ... H ..... W ..... 26-18
1919 ... H ..... L ..... 15-20
1919 ... A ..... L ..... 23-32
1921 ... A ..... L ..... 12-13
1921 ... H ..... W ..... 22-10
1922 ... A ..... W ..... 21-9
1922 ... H ..... W ..... 23-11
1923 ... A ..... W ..... 21-10

# SCORES VS. 1995 OPPONENTS

1923 ... H ..... W ..... 29-17  
 1924 ... A ..... W ..... 25-10  
 1924 ... H ..... W ..... 23-14  
 1926 ... H ..... W ..... 35-27  
 1926 ... A ..... L ..... 26-36  
 1927 ... A ..... W ..... 28-18  
 1927 ... H ..... W ..... 25-24  
 1929 ... H ..... W ..... 37-23  
 1929 ... A ..... W ..... 31-25  
 1930 ... A ..... L ..... 14-23  
 1930 ... H ..... W ..... 29-22  
 1932 ... A ..... L + ..... 30-31  
 1932 ... H ..... L ..... 24-28  
 1933 ... A ..... L ..... 22-40  
 1933 ... H ..... L ..... 28-30  
 1935 ... H ..... W ..... 16-9  
 1935 ... A ..... L ..... 31-36  
 1936 ... H ..... L ..... 28-33  
 1936 ... A ..... L ..... 26-49  
 1938 ... A ..... L ..... 38-47  
 1938 ... H ..... L ..... 23-27  
 1939 ... A ..... L ..... 27-37  
 1940 ... H ..... L ..... 44-47  
 1941 ... A ..... W + ..... 48-46  
 1942 ... CS ..... W ..... 49-46  
 1942 ... H ..... W ..... 59-47  
 1943 ... CS ..... W ..... 67-65  
 1943 ... H ..... L ..... 54-56  
 1944 ... CS ..... L ..... 38-60  
 1944 ... H ..... W ++ ..... 50-47  
 1945 ... H ..... L ..... 37-52  
 1945 ... CS ..... W ..... 44-43  
 1946 ... CS ..... L ..... 34-56  
 1946 ... H ..... L ..... 58-63  
 1947 ... H ..... W ..... 45-44  
 1947 ... CS ..... W ..... 54-42  
 1948 ... CS ..... W ..... 68-62  
 1948 ... H ..... W ..... 59-54  
 1949 ... CS ..... W ..... 56-52  
 1949 ... H ..... W ..... 57-46  
 1950 ... CS ..... W ..... 66-59  
 1950 ... H ..... W ..... 67-53  
 1951 ... H ..... W ..... 68-56  
 1952 ... A ..... W ..... 74-58  
 1953 ... A ..... W ..... 78-56  
 1953 ... H ..... W ..... 74-58  
 1954 ... H ..... W ..... 64-47  
 1955 ... A ..... L ..... 72-80  
 1956 ... A ..... W ..... 79-55  
 1956 ... H ..... W ..... 76-70  
 1957 ... A ..... L ..... 54-75  
 1957 ... H ..... W ..... 82-69  
 1958 ... A ..... L ..... 65-82  
 1959 ... H ..... L ..... 82-86  
 1960 ... H ..... L ..... 69-77  
 1960 ... A ..... L ..... 59-73  
 1961 ... A ..... L ..... 52-54  
 1961 ... H ..... W ..... 75-61  
 1962 ... A ..... W ..... 65-64  
 1963 ... H ..... W ..... 78-65  
 1964 ... A ..... L ..... 63-76

1964 ... A ..... L ..... 64-72  
 1965 ... H ..... W + ..... 93-87  
 1965 ... A ..... W ..... 88-76  
 1966 ... A ..... L ..... 65-76  
 1966 ... H ..... W ..... 90-62  
 1967 ... H ..... W ..... 110-94  
 1967 ... A ..... L ..... 82-91  
 1968 ... A ..... L ..... 75-77  
 1969 ... H ..... L ..... 70-72  
 1970 ... A ..... L ..... 75-82  
 1970 ... H ..... L ..... 82-87  
 1971 ... H ..... W ..... 87-72  
 1972 ... A ..... L ..... 91-101  
 1972 ... H ..... L ..... 82-90  
 1973 ... A ..... L ..... 73-74  
 1974 ... H ..... W ..... 87-53  
 1974 ... A ..... W ..... 77-62  
 1975 ... A ..... L ..... 66-69  
 1975 ... H ..... W ..... 94-70  
 1976 ... A ..... L ..... 60-62  
 1976 ... H ..... L ..... 77-90  
 1977 ... H ..... W ..... 61-60  
 1977 ... A ..... L ..... 88-98  
 1978 ... H ..... L ..... 85-93  
 1978 ... A ..... W ..... 81-80  
 1979 ... H ..... W ..... 95-82  
 1979 ... A ..... W ..... 72-70  
 1980 ... H ..... W ..... 75-66  
 1980 ... A ..... L ..... 50-53  
 1981 ... A ..... L ..... 48-50  
 1981 ... H ..... W ..... 60-57  
 1982 ... H ..... L ..... 55-61  
 1982 ... A ..... W ..... 61-60  
 1983 ... H ..... W ..... 49-45  
 1983 ... DP ..... L ..... 57-64  
 1984 ... A ..... W + ..... 61-60  
 1984 ... H ..... W ..... 54-47  
 1985 ... A ..... W ..... 52-51  
 1985 ... H ..... W ..... 61-53  
 1986 ... H ..... W ..... 57-52  
 1986 ... A ..... W ..... 70-68  
 1987 ... A ..... W ..... 62-57  
 1987 ... H ..... W ..... 76-59  
 1988 ... H ..... W ..... 80-59  
 1988 ... A ..... W ..... 74-69  
 1989 ... A ..... W ..... 59-58  
 1989 ... H ..... W ..... 72-60  
 1990 ... A ..... L ..... 85-87  
 1990 ... H ..... W ..... 65-50  
 1991 ... A ..... W ..... 74-57  
 1991 ... H ..... W ..... 79-76  
 1992 ... H ..... W ..... 69-67  
 1992 ... A ..... L ..... 65-76  
 1993 ... H ..... W ..... 101-87  
 1993 ... A ..... L ..... 89-100  
 1994 ... H ..... L ..... 71-75  
 1994 ... A ..... L ..... 54-66

+ - overtime period  
 CS - Chicago Stadium  
 DP - DePaul Alumni Hall

## OHIO STATE (49-71)

1905 ... A ..... L ..... 22-25  
 1913 ... H ..... W ..... 22-11  
 1913 ... A ..... W ..... 27-22  
 1915 ... A ..... W ..... 26-17  
 1915 ... H ..... W ..... 23-12  
 1917 ... A ..... W ..... 30-22  
 1917 ... H ..... W ..... 40-15  
 1920 ... H ..... W ..... 31-27  
 1920 ... A ..... W ..... 34-22  
 1921 ... A ..... W ..... 40-21  
 1921 ... H ..... W ..... 34-24  
 1924 ... A ..... L ..... 13-27  
 1924 ... H ..... W ..... 30-20  
 1925 ... H ..... L ..... 20-27  
 1925 ... A ..... L ..... 23-37  
 1927 ... H ..... W ..... 25-16  
 1927 ... A ..... L ..... 16-20  
 1928 ... A ..... W ..... 30-13  
 1928 ... H ..... W ..... 21-18  
 1930 ... A ..... W ..... 32-25  
 1930 ... H ..... W ..... 32-23  
 1931 ... A ..... L ..... 19-29  
 1931 ... H ..... W ..... 28-24  
 1933 ... H ..... L ..... 30-31  
 1933 ... A ..... L ..... 20-37  
 1934 ... H ..... W ..... 42-23  
 1934 ... A ..... W ..... 44-38  
 1936 ... A ..... L ..... 23-44  
 1936 ... H ..... W ..... 34-25  
 1937 ... H ..... L ..... 22-28  
 1937 ... H ..... W + ..... 35-33  
 1939 ... H ..... L ..... 38-46  
 1940 ... A ..... L ..... 35-41  
 1941 ... H ..... W ..... 46-31  
 1942 ... H ..... W ..... 49-39  
 1942 ... A ..... W ..... 44-39  
 1945 ... A ..... L ..... 36-40  
 1945 ... H ..... L ..... 34-63  
 1947 ... H ..... L ..... 56-57  
 1948 ... A ..... L ..... 47-53  
 1949 ... H ..... L ..... 54-57  
 1950 ... A ..... L ..... 47-61  
 1951 ... A ..... W ..... 74-67  
 1951 ... H ..... W ..... 56-51  
 1952 ... H ..... W ..... 58-51  
 1952 ... A ..... L ..... 56-69  
 1953 ... H ..... W ..... 64-51  
 1953 ... A ..... W ..... 69-63  
 1954 ... A ..... W ..... 79-73  
 1955 ... H ..... W ..... 86-63  
 1956 ... A ..... L ++ ..... 98-100  
 1956 ... H ..... L ..... 71-79  
 1957 ... H ..... L ..... 64-67  
 1957 ... A ..... L ..... 50-63  
 1958 ... H ..... W ..... 67-64  
 1959 ... A ..... L ..... 72-78  
 1960 ... H ..... L ..... 69-106

1960 ... A ..... L ..... 68-93  
 1961 ... H ..... L ..... 68-100  
 1961 ... A ..... L ..... 74-97  
 1962 ... H ..... W ..... 86-67  
 1963 ... A ..... L ..... 70-94  
 1964 ... H ..... L ..... 85-101  
 1964 ... A ..... L ..... 74-92  
 1965 ... A ..... L ..... 86-98  
 1965 ... H ..... L ..... 71-73  
 1966 ... A ..... L + ..... 81-87  
 1967 ... H ..... L + ..... 84-90  
 1968 ... A ..... L ..... 64-86  
 1968 ... H ..... W ..... 86-78  
 1969 ... A ..... L ..... 69-84  
 1969 ... H ..... W ..... 77-73  
 1970 ... H ..... L ..... 86-98  
 1970 ... A ..... L ..... 87-96  
 1971 ... A ..... L ..... 69-83  
 1971 ... H ..... L ..... 71-79  
 1972 ... A ..... L ..... 69-79  
 1973 ... H ..... W ..... 84-76  
 1974 ... H ..... W ..... 69-64  
 1974 ... A ..... W ..... 68-56  
 1975 ... H ..... L ..... 67-69  
 1975 ... A ..... L ..... 70-76  
 1976 ... H ..... W + ..... 82-81  
 1976 ... A ..... W ..... 91-79  
 1977 ... H ..... L ..... 58-60  
 1977 ... A ..... L + ..... 80-82  
 1978 ... A ..... L ..... 61-77  
 1978 ... H ..... L ..... 78-83  
 1979 ... A ..... L ..... 71-82  
 1979 ... H ..... W ..... 76-73  
 1980 ... A ..... W ..... 72-71  
 1980 ... H ..... W ..... 70-67  
 1981 ... A ..... L ..... 67-71  
 1981 ... H ..... W ..... 77-63  
 1982 ... A ..... L ..... 59-67  
 1982 ... H ..... L ..... 75-77  
 1983 ... A ..... L ..... 69-82  
 1983 ... H ..... L ..... 65-68  
 1984 ... H ..... L ..... 74-85  
 1984 ... A ..... L ..... 65-71  
 1985 ... A ..... L ..... 88-99  
 1985 ... H ..... W ..... 92-78  
 1986 ... H ..... L ..... 61-78  
 1986 ... A ..... L ..... 71-73  
 1987 ... A ..... L ..... 66-81  
 1987 ... H ..... L ..... 69-83  
 1988 ... H ..... W ..... 64-63  
 1988 ... A ..... L ..... 53-78  
 1989 ... A ..... L ..... 70-73  
 1989 ... H ..... W ..... 77-65  
 1990 ... A ..... L ..... 53-68  
 1990 ... H ..... L ..... 58-68  
 1991 ... A ..... L ..... 60-92  
 1991 ... H ..... L ..... 71-73  
 1992 ... A ..... L ..... 72-86  
 1992 ... H ..... L ..... 63-67  
 1993 ... H ..... W ..... 76-67  
 1993 ... A ..... L ..... 70-80

# SCORES VS. 1995 OPPONENTS

1994 ... H ..... W ..... 69-55  
 1994 ... A ..... L ..... 57-73

+ - overtime period

## PENN STATE (3-1)

1993 ... A ..... W ..... 75-68  
 1993 ... H ..... L ..... 58-62  
 1994 ... A ..... W ..... 71-56  
 1994 ... H ..... W ..... 77-64

## PURDUE (51-89)

1906 ... A ..... W ..... 34-14  
 1906 ... H ..... W ..... 31-15  
 1907 ... A ..... W ..... 33-27  
 1907 ... H ..... W ..... 37-10  
 1908 ... A ..... W ..... 28-24  
 1908 ... H ..... W ..... 34-13  
 1909 ... A ..... L ..... 20-23  
 1909 ... H ..... W ..... 29-6  
 1910 ... A ..... L ..... 17-29  
 1910 ... H ..... W ..... 38-14  
 1911 ... A ..... L ..... 16-34  
 1911 ... H ..... W ..... 45-17  
 1913 ... A ..... W ..... 25-15  
 1913 ... H ..... W ..... 22-19  
 1914 ... H ..... W + ..... 25-20  
 1914 ... A ..... W ..... 27-13  
 1915 ... A ..... W + ..... 28-24  
 1915 ... H ..... W ..... 26-21  
 1916 ... A ..... W ..... 33-17  
 1916 ... H ..... W ..... 35-22  
 1918 ... H ..... W ..... 21-16  
 1918 ... A ..... W ..... 24-18  
 1923 ... A ..... L ..... 13-17  
 1923 ... H ..... W ..... 20-19  
 1925 ... H ..... L ..... 22-30  
 1925 ... A ..... L ..... 26-32  
 1926 ... H ..... L ..... 21-29  
 1926 ... A ..... L ..... 31-32  
 1928 ... H ..... W ..... 28-22  
 1928 ... A ..... L ..... 15-31  
 1929 ... A ..... W ..... 31-26  
 1929 ... H ..... W ..... 27-24  
 1931 ... A ..... L ..... 27-46  
 1931 ... H ..... L ..... 17-24  
 1932 ... A ..... L ..... 22-38  
 1932 ... H ..... L ..... 21-28  
 1934 ... H ..... L ..... 26-27  
 1934 ... A ..... L ..... 25-37  
 1935 ... H ..... L ..... 18-19  
 1935 ... A ..... L ..... 24-43  
 1937 ... A ..... L ..... 30-43  
 1937 ... H ..... W ..... 46-43

1938 ... A ..... L ..... 34-40  
 1938 ... H ..... L ..... 39-46  
 1939 ... A ..... L ..... 31-39  
 1939 ... H ..... W + ..... 32-30  
 1940 ... A ..... L ..... 36-49  
 1940 ... H ..... L + ..... 45-48  
 1941 ... H ..... W + ..... 48-42  
 1941 ... A ..... W ..... 43-42  
 1942 ... A ..... L ..... 34-40  
 1943 ... A ..... W ..... 53-45  
 1944 ... H ..... L + ..... 50-52  
 1945 ... A ..... L ..... 34-45  
 1945 ... H ..... W ..... 64-48  
 1946 ... H ..... L ..... 49-53  
 1946 ... A ..... L ..... 46-59  
 1947 ... A ..... W ..... 72-60  
 1948 ... H ..... W ..... 49-44  
 1949 ... A ..... L ..... 48-53  
 1950 ... H ..... W ..... 56-45  
 1951 ... A ..... L ..... 46-62  
 1951 ... H ..... L ..... 61-64  
 1952 ... H ..... L ..... 64-79  
 1952 ... A ..... L ..... 67-78  
 1953 ... A ..... L ..... 59-65  
 1953 ... H ..... W ..... 50-46  
 1954 ... H ..... W ..... 66-57  
 1954 ... A ..... L ..... 66-71  
 1955 ... A ..... L ..... 63-75  
 1955 ... H ..... W ..... 75-73  
 1956 ... H ..... L ..... 66-78  
 1957 ... A ..... L ..... 66-85  
 1958 ... A ..... L ..... 47-62  
 1958 ... H ..... L ..... 76-81  
 1959 ... A ..... L ..... 61-84  
 1959 ... H ..... W ..... 91-86  
 1960 ... A ..... L ..... 69-99  
 1960 ... H ..... W ..... 89-80  
 1961 ... A ..... L ..... 58-69  
 1961 ... H ..... L ..... 81-88  
 1962 ... H ..... W ..... 89-86  
 1963 ... A ..... W ..... 74-66  
 1964 ... H ..... W ..... 81-80  
 1964 ... A ..... L ..... 83-97  
 1965 ... H ..... W ..... 76-66  
 1965 ... A ..... L ..... 74-83  
 1966 ... H ..... W ..... 69-68  
 1967 ... A ..... W ..... 79-76  
 1968 ... A ..... L ..... 79-99  
 1968 ... H ..... W ..... 104-84  
 1969 ... H ..... L ..... 80-86  
 1969 ... A ..... L ..... 69-87  
 1970 ... A ..... L ..... 74-90  
 1971 ... H ..... L ..... 77-81  
 1972 ... A ..... W ..... 84-65  
 1972 ... H ..... W ..... 66-60  
 1973 ... A ..... L ..... 59-66  
 1973 ... H ..... W ..... 71-63  
 1974 ... A ..... L ..... 80-107  
 1975 ... A ..... L ..... 49-88  
 1975 ... H ..... L ..... 64-69  
 1976 ... A ..... L ..... 72-87

1976 ... H ..... L ..... 74-85  
 1977 ... A ..... L ..... 71-81  
 1977 ... H ..... W ..... 76-74  
 1978 ... H ..... L ..... 70-79  
 1978 ... A ..... L ..... 78-87  
 1979 ... A ..... L ..... 60-73  
 1979 ... H ..... L ..... 48-54  
 1980 ... H ..... L + ..... 60-73  
 1980 ... A ..... L ..... 61-69  
 1981 ... H ..... L ..... 69-71  
 1981 ... A ..... L ..... 61-72  
 1982 ... A ..... L ..... 67-81  
 1982 ... H ..... L ..... 46-55  
 1983 ... H ..... L ..... 64-80  
 1983 ... A ..... L ..... 64-79  
 1984 ... A ..... L ..... 65-84  
 1984 ... H ..... L ..... 48-61  
 1985 ... H ..... L ..... 68-72  
 1985 ... A ..... L ..... 52-67  
 1986 ... A ..... L ..... 73-100  
 1986 ... H ..... L ..... 78-80  
 1987 ... H ..... L ..... 48-57  
 1987 ... A ..... L ..... 62-70  
 1988 ... A ..... L ..... 62-86  
 1988 ... H ..... L ..... 56-84  
 1989 ... H ..... L ..... 62-68  
 1989 ... A ..... L ..... 60-65  
 1990 ... H ..... L ..... 54-56  
 1990 ... A ..... L ..... 55-62  
 1991 ... H ..... W ..... 66-44  
 1991 ... A ..... L ..... 62-69  
 1992 ... H ..... W ..... 79-69  
 1992 ... A ..... L ..... 51-61  
 1993 ... A ..... L ..... 60-76  
 1993 ... H ..... L ++ ..... 87-90  
 1994 ... H ..... W ..... 75-69  
 1994 ... A ..... L ..... 64-67

+ - overtime period

## STANFORD (3-5)

1940 ... H ..... L ..... 26-39  
 1956 ... A ..... L ..... 53-65  
 1960 ... H ..... W ..... 61-60  
 1975 ... H ..... L ..... 67-89  
 1976 ... MIL.. W ..... 70-64  
 1977 ... A ..... L ..... 66-70  
 1991 ... H ..... L # ..... 72-80  
 1994 ... H ..... W ..... 80-73

MIL - Milwaukee  
 # - NIT

## UW-GREEN BAY (4-0)

1981 ... H ..... W ++ ..... 68-66  
 1982 ... H ..... W ..... 77-65  
 1993 ... H ..... W ..... 70-65  
 1994 ... H ..... W ..... 64-50

## UW-MILWAUKEE (10-1)

1902 ... A ..... W ..... 37-18  
 1915 ... H ..... W ..... 21-10  
 1916 ... A ..... W ..... 51-12  
 1916 ... A ..... W ..... 39-8  
 1919 ... A ..... W ..... 39-18  
 1920 ... A ..... W ..... 36-10  
 1974 ... H ..... W ..... 73-46  
 1978 ... H ..... W ..... 72-66  
 1979 ... H ..... W ..... 74-55  
 1993 ... H ..... L ..... 72-77  
 1994 ... H ..... W ..... 106-84



# YEAR-BY-YEAR RECORDS



Elsom




Angell



Meanwell



Lowman



Foster

Year	— Overall —			— Big Ten —				Home	Away	Neut.	Head Coach
	W	L	Pct.	W	L	Pct.	Pl.				
1899	0	3	.000	—	—	—	—	0-0	0-3	0-0	James Elsom
1900	1	1	.500	—	—	—	—	0-0	1-1	0-0	James Elsom
1901	1	1	.500	—	—	—	—	0-0	1-1	0-0	James Elsom
1902	7	3	.700	—	—	—	—	0-0	7-2	0-1	James Elsom
1903	5	2	.714	—	—	—	—	0-0	5-2	0-0	James Elsom
1904	11	4	.733	—	—	—	—	2-0	9-4	0-0	James Elsom
1905	10	8	.556	—	—	—	—	1-0	9-8	0-0	Emmett Angell
1906	12	2	.857	6	2	.750	2	6-0	6-2	0-0	Emmett Angell
1907	11	3	.786	6	2	.750	1t	7-1	4-2	0-0	Emmett Angell
1908	10	2	.833	7	1	.875	1t	7-1	3-1	0-0	Emmett Angell
1909	8	4	.667	5	4	.556	3	7-1	1-3	0-0	Haskell Noyes
1910	9	5	.643	7	5	.583	3	8-0	1-5	0-0	Haskell Noyes
1911	9	6	.600	6	6	.500	5	8-1	1-5	0-0	Haskell Noyes
1912	15	0	1.000	12	0	1.000	1	8-0	7-0	0-0	Walter Meanwell
1913	14	1	.933	11	1	.917	1	9-0	5-1	0-0	Walter Meanwell
1914	15	0	1.000	12	0	1.000	1	9-0	6-0	0-0	Walter Meanwell
1915	13	4	.765	8	4	.667	3	9-2	4-2	0-0	Walter Meanwell
1916	20	1	.952	11	1	.917	1	10-0	10-1	0-0	Walter Meanwell
1917	15	3	.833	9	3	.750	4	9-1	6-2	0-0	Walter Meanwell
1918	14	3	.824	9	3	.750	1	9-1	5-2	0-0	Guy Lowman
1919	5	11	.313	3	9	.250	10	1-6	4-5	0-0	Guy Lowman
1920	15	5	.750	7	5	.583	5	9-1	6-4	0-0	Guy Lowman
1921	13	4	.765	8	4	.667	1t	9-0	4-4	0-0	Walter Meanwell
1922	14	5	.737	8	4	.667	2t	8-3	6-2	0-0	Walter Meanwell
1923	12	3	.800	11	1	.917	1t	7-2	5-1	0-0	Walter Meanwell
1924*	11	5	.688	8	4	.667	1t	8-1	3-4	0-0	Walter Meanwell
1925	6	11	.353	3	9	.250	9	5-6	1-5	0-0	Walter Meanwell
1926	8	9	.471	4	8	.333	8t	6-4	2-5	0-0	Walter Meanwell
1927	10	7	.588	7	5	.583	4t	6-3	3-4	1-0	Walter Meanwell
1928	13	4	.765	9	3	.750	3t	9-2	4-2	0-0	Walter Meanwell
1929	15	2	.882	10	2	.833	1t	9-1	5-1	1-0	Walter Meanwell
1930	15	2	.882	8	2	.800	2	12-0	3-2	0-0	Walter Meanwell
1931	8	9	.471	4	8	.333	7t	7-3	1-6	0-0	Walter Meanwell
1932	8	10	.800	3	9	.250	8t	7-4	1-6	0-0	Walter Meanwell
1933	7	13	.350	4	8	.333	8	4-6	3-7	0-0	Walter Meanwell
1934	14	6	.700	8	4	.667	2t	10-2	4-4	0-0	Walter Meanwell
1935	15	5	.750	9	3	.750	1t	11-2	4-3	0-0	Harold Foster
1936	11	9	.550	4	8	.333	8	9-3	2-6	0-0	Harold Foster
1937	8	12	.400	3	9	.250	8t	7-4	1-8	0-0	Harold Foster
1938	10	10	.500	5	7	.417	7	8-3	2-7	0-0	Harold Foster
1939	10	10	.500	4	8	.333	7	8-3	2-7	0-0	Harold Foster
1940	5	15	.250	3	9	.250	9	4-6	1-8	0-1	Harold Foster
1941	20	3	.870	11	1	.917	1	11-1	6-2	3-0	Harold Foster
1942	14	7	.667	10	5	.667	2t	9-2	5-4	0-1	Harold Foster
1943	12	9	.571	6	6	.500	4t	7-4	4-5	1-0	Harold Foster
1944	12	9	.571	9	3	.750	2t	5-5	6-4	1-0	Harold Foster
1945	10	11	.476	4	8	.333	6t	6-5	3-6	1-0	Harold Foster
1946	4	17	.190	1	11	.083	9	4-7	0-10	0-0	Harold Foster
1947	16	6	.727	9	3	.750	1	9-2	6-4	1-0	Harold Foster
1948	12	8	.600	7	5	.583	3t	9-1	3-7	0-0	Harold Foster
1949	12	10	.545	5	7	.417	7	9-3	3-7	0-0	Harold Foster


# YEAR-BY-YEAR RECORDS

Year	Overall			Big Ten				Home	Away	Neut.	Head Coach
	W	L	Pct.	W	L	Pct.	Pl.				
1950	17	5	.773	9	3	.750	2	10-1	6-4	1-0	Harold Foster
1951	10	12	.455	7	7	.500	4t	6-5	4-7	0-0	Harold Foster
1952	10	12	.455	5	9	.357	7	6-5	3-6	1-1	Harold Foster
1953	13	9	.591	10	8	.556	5	9-2	4-6	0-1	Harold Foster
1954	12	10	.545	6	8	.429	5t	7-4	5-6	0-0	Harold Foster
1955	10	12	.455	5	9	.357	6t	6-5	4-7	0-0	Harold Foster
1956	6	16	.273	4	10	.286	8t	3-8	3-8	0-0	Harold Foster
1957	5	17	.227	3	11	.214	9	4-7	1-10	0-0	Harold Foster
1958	8	14	.364	3	11	.214	10	5-6	3-7	0-1	Harold Foster
1959	3	19	.136	1	13	.071	10	3-8	0-10	0-1	Harold Foster
1960	8	16	.333	4	10	.286	9	5-7	2-9	1-0	John Erickson
1961	7	17	.292	4	10	.286	8	6-4	1-11	0-2	John Erickson
1962	17	7	.708	10	4	.714	2	10-3	5-3	2-1	John Erickson
1963	14	10	.583	7	7	.500	6	8-5	5-5	1-0	John Erickson
1964	8	16	.333	2	12	.143	10	5-6	1-9	2-1	John Erickson
1965	9	13	.409	4	10	.286	8	5-5	3-7	1-1	John Erickson
1966	11	13	.458	6	8	.429	7	9-3	2-8	0-2	John Erickson
1967	13	11	.542	8	8	.500	4	7-4	2-6	4-1	John Erickson
1968	13	11	.542	7	7	.500	5	9-2	3-7	1-2	John Erickson
1969	11	13	.458	5	9	.357	8t	8-3	1-10	2-0	John Powless
1970	10	14	.417	5	9	.357	6t	6-6	3-8	1-0	John Powless
1971	9	15	.375	4	10	.286	7t	7-5	1-10	1-0	John Powless
1972	13	11	.542	6	8	.429	5t	9-3	3-7	1-1	John Powless
1973	11	13	.458	5	9	.357	9	8-3	2-10	1-0	John Powless
1974	16	8	.667	8	6	.571	4t	11-2	4-6	1-0	John Powless
1975	8	18	.308	5	13	.278	8	8-7	0-9	0-2	John Powless
1976	10	16	.385	4	14	.222	9	7-7	2-9	1-0	John Powless
1977	11	16	.407	7	11	.389	7t	8-5	2-11	1-0	Bill Cofield
1978	8	19	.296	4	14	.222	9t	7-7	1-12	0-0	Bill Cofield
1979	12	15	.444	6	12	.333	8t	9-5	3-9	0-1	Bill Cofield
1980	15	14	.517	7	11	.389	8	11-4	2-9	2-1	Bill Cofield
1981	11	16	.407	5	13	.278	9	9-6	2-9	0-1	Bill Cofield
1982	6	21	.222	3	15	.167	10	4-9	2-9	0-3	Bill Cofield
1983	8	20	.286	3	15	.167	10	7-8	0-11	1-1	Steve Yoder
1984	8	20	.286	4	14	.222	10	6-7	1-12	1-1	Steve Yoder
1985	14	14	.500	5	13	.278	9	10-5	2-9	2-0	Steve Yoder
1986	12	16	.429	4	14	.222	9	8-7	4-7	0-2	Steve Yoder
1987	14	17	.452	4	14	.222	8	8-7	4-9	2-1	Steve Yoder
1988	12	16	.429	6	12	.333	7	5-6	3-10	4-0	Steve Yoder
1989	18	12	.600	8	10	.444	6t	14-3	3-9	1-0	Steve Yoder
1990	14	17	.452	4	14	.222	8t	8-6	2-9	4-2	Steve Yoder
1991	15	15	.500	8	10	.444	7	11-6	4-9	0-0	Steve Yoder
1992	13	18	.419	4	14	.222	9	11-6	1-10	1-2	Steve Yoder
1993	14	14	.500	7	11	.389	8t	11-6	3-8	0-0	Stu Jackson
1994	18	11	.621	8	10	.444	7	14-2	3-8	1-1	Stu Jackson


\* 1924 season includes one tie game




Erickson




Powless



Cofield



Yoder



Jackson

# COACHING RECORDS

Coach	Seasons	Years	Overall			Big Ten		
			W	L	Pct.	W	L	Pct.
James Elsom	1899-1904	6	25	14	.641	—	—	—
Emmett Angell	1905-08	4	43	15	.741	19	6	.760
Haskell Noyes	1909-11	3	26	15	.634	18	15	.545
Walter Meanwell *	1912-17; 21-34	20	246	99	.712	158	80	.660
Guy Lowman	1918-20	3	34	19	.642	19	17	.528
Harold Foster	1935-59	25	265	267	.498	143	182	.440
John Erickson	1960-68	9	100	114	.467	52	74	.413
John Powless	1969-76	8	88	108	.449	42	78	.350
Bill Cofield	1977-82	6	63	101	.384	32	76	.296
Steve Yoder	1983-92	10	128	165	.437	50	130	.278
Stu Jackson	1993-94	2	32	25	.561	15	21	.417
<b>Totals</b>		<b>96</b>	<b>1050</b>	<b>942</b>	<b>.527</b>	<b>548</b>	<b>679</b>	<b>.447</b>

\* Includes one tie game

## ASSISTANT COACHES

1940-41	Fritz Wegner	1956-57	Fritz Wegner	1972-73	Dave VanderMeulen	1985-86	Rick Bowen
1941-42	Fritz Wegner		Silas Johnson		Ted Voigt		Brad McNulty
1942-43	Fritz Wegner		Tom Ward	1973-74	Dave VanderMeulen		Ray McCallum
	Robert Alwin	1957-58	Fritz Wegner		Ted Voigt	1986-87	Brad McNulty
1943-44	Fritz Wegner		Al Hovland	1974-75	Dave VanderMeulen		Ray McCallum
1944-45	Fritz Wegner	1958-59	Fritz Wegner		Lamont Weaver		Chris Benetti
1945-46	Fritz Wegner		John Erickson	1975-76	Dave VanderMeulen	1987-88	Brad McNulty
	Andy Smith	1959-60	John Orr		Lamont Weaver		Ray McCallum
1946-47	Fritz Wegner		Ron Nord	1976-77	Bo Ryan		Rod Zentner
	Ted Deppe	1960-61	John Orr		Larry Reed	1988-89	Brad McNulty
1947-48	Fritz Wegner		Ron Nord		Todd Landrum		Ray McCallum
	Art Rizzi	1961-62	John Orr	1977-78	Bo Ryan		Rod Zentner
	Kurt Grimm		Ron Nord		Larry Reed	1989-90	Ray McCallum
	Bob Weigandt	1962-63	John Orr		Todd Landrum		John Williams
1948-49	Fritz Wegner	1963-64	Dave Brown	1978-79	Bo Ryan		Chuck Schramm
	Ray Patterson		John Powless		Larry Reed	1990-91	Ray McCallum
1949-50	Fritz Wegner	1964-65	Dave Brown		Todd Landrum		John Williams
	Bruce Fossum		John Powless	1979-80	Bo Ryan		Chuck Schramm
1950-51	Fritz Wegner	1965-66	Dave Brown		Larry Reed	1991-92	Ray McCallum
	Walt Lautenbach		John Powless		Todd Landrum		John Williams
1951-52	Fritz Wegner	1966-67	Dave Brown	1980-81	Bo Ryan		Chuck Schramm
	Art Rizzi		John Powless		Ken Johnson	1992-93	Ray McCallum
1952-53	Fritz Wegner	1967-68	Dave Brown		Don Gosz		Stan Van Gundy
	Art Rizzi		John Powless		Ken Johnson		Sean Miller
1953-54	Fritz Wegner	1968-69	Dave Brown		Don Gosz	1993-94	Stan Van Gundy
	Art Rizzi		Bud Foster	1982-83	Rick Bowen		Bob Beyer
1954-55	Fritz Wegner		Milt Bruhn		Brad McNulty		Tim Buckley
	Ab Nicholas	1969-70	Dave Brown		Bo Ryan	1994-95	Dave Bollwinkel
	Bob Cook		Dave VanderMeulen	1983-84	Rick Bowen		Shawn Hood
1955-56	Fritz Wegner	1970-71	Dave Brown		Brad McNulty		Brian Hecker
	Paul Morrow		Dave VanderMeulen		Bo Ryan		
	Silas Johnson	1971-72	Dave VanderMeulen	1984-85	Rick Bowen		
			Ted Voigt		Brad McNulty		
					Ray McCallum		

# POST-SEASON HISTORY

## UW 51, Dartmouth 50

March 21, 1941 — Madison, WI  
NCAA East Regional  
First Round

The Badgers began their quest for the national championship by rallying in the second half to down Dartmouth in the NCAA East Regional at the UW Field House. The lead changed hands four times in the first half before Dartmouth assumed a 24-22 lead at intermission. The Big Green managed to stay ahead or even through the first 15 minutes of the second half. The score was knotted at 42-42 with about eight minutes left when three-time Ivy League scoring champion Gus Broberg scored inside to give Dartmouth a 44-42 lead. The Badgers tied it again on a hook shot by Charles Epperson, then took their first lead since early in the game on an inside basket by Gene Englund. Englund scored again minutes later, and John Kotz added a pair of free throws to put Wisconsin up 51-46 with just over a minute remaining. Dartmouth scored the game's final four points, including a desperation field goal from near half-court as the final gun sounded. Englund and Kotz finished with 18 and 15 points, respectively, to lead the UW, while Broberg paced Dartmouth with 20 points.

DARTMOUTH	FG	FT	PTS
Broberg	9-33	2-2	20
Munroe	7-15	1-2	15
Olsen	1-11	0-1	2
Pearson	0-4	1-1	1
Skaug	4-13	2-3	10
Else	0-2	0-0	0
Shaw	0-0	0-1	0
Parmer	1-2	0-0	2
Horner	0-0	0-0	0
<b>TOTALS</b>	<b>22-80</b>	<b>6-10</b>	<b>50</b>
	.275	.600	

WISCONSIN	FG	FT	PTS
Kotz	5-10	5-9	15
Epperson	4-11	0-0	8
Englund	6-21	6-7	18
Strain	0-6	1-3	1
Rehm	2-5	5-5	9
Timmerman	0-0	0-0	0
Alwin	0-0	0-0	0
<b>TOTALS</b>	<b>17-53</b>	<b>17-24</b>	<b>51</b>
	.321	.708	

Dartmouth 24 26 — 50  
Wisconsin 22 29 — 51  
Attendance: 12,500

## UW 36, Pittsburgh 30

March 22, 1941 — Madison, WI  
NCAA East Regional  
Championship

Wisconsin avenged a 36-34 home loss to Pittsburgh earlier in the season with a 36-30 victory over the Panthers in the NCAA East Regional title game at the UW Field House. The Badgers jumped to a 10-5 lead and were in front 12-9 before Pittsburgh's Eddie Straloski scored six straight points to give the Panthers a 15-12 lead. Pittsburgh led 18-14 at halftime and built its lead to 23-18 early in the second period. The Badgers scored the next six points to go up 24-23, getting a basket from Gene Englund and a field goal and two free throws from John Kotz. They built the lead to 29-25 and eventually extended the margin to 36-26 to win handily. Wisconsin outscored the Panthers 16-6 from the free throw line, going to the stripe 20 times compared to Pittsburgh's seven. Englund was 7 of 8 from the line and finished with 11 points, while Kotz made all four charity tosses and totaled 10 points. Straloski paced the Panthers with 12 points.

PITTSBURGH	FG	FT	PTS
Straloski	6-21	0-0	12
Klein	0-3	0-0	0
Kocheran	1-11	2-2	4
Port	1-4	2-3	4
Milanovich	2-4	0-0	4
Paffrath	1-5	1-1	3
Malarkey	1-8	1-1	3
Ziolkowski	0-5	0-0	0
Egan	0-2	0-0	0
<b>TOTALS</b>	<b>12-63</b>	<b>6-7</b>	<b>30</b>
	.190	.857	

WISCONSIN	FG	FT	PTS
Kotz	3-18	4-4	10
Epperson	2-6	3-4	7
Englund	2-11	7-8	11
Timmerman	0-0	0-1	0
Strain	2-4	0-1	4
Rehm	1-2	2-2	4
Scott	0-2	0-0	0
<b>TOTALS</b>	<b>10-43</b>	<b>16-20</b>	<b>36</b>
	.233	.800	

Pittsburgh 18 12 — 30  
Wisconsin 14 22 — 36  
Attendance: 14,000

## UW 39, Washington State 34

March 29, 1941 — Kansas City, MO  
NCAA Championship

Wisconsin's 15th consecutive win — a five-point decision over Washington State — netted the Badgers the NCAA crown. The Cougars led 10-8 and 12-9, but the Badgers rallied to take a 13-12 lead on a pair of baskets by John Kotz and never trailed again. Wisconsin took a 21-17 lead to the locker room at halftime. Kirk Gebert scored Washington State's first three field goals in the second period to help the Cougars pull even at 24-24, but free throws by Kotz and Ted Strain and baskets by Gene Englund and Charles Epperson gave the Badgers a comfortable 30-24 lead. Gebert pitched in three more field goals to help the Cougars narrow the margin to 34-32, but the Badgers nailed down the title on a field goal by Kotz and a free throw by Strain. Englund had 13 points to pace the victors, while Kotz totaled 12 points and was selected tournament MVP. Gebert led the Cougars with a game-high 21 points. Wisconsin ended the season with a 20-3 record.

WASH. ST.	FG	FT	PTS
Gentry	0-7	1-2	1
Gilberg	1-7	0-2	2
Butts	1-6	1-1	3
Lindeman	0-5	3-4	3
Zimmerman	0-1	0-0	0
Gebert	10-24	1-2	21
Hunt	0-3	0-0	0
Sundquist	2-9	0-0	4
Hooper	0-1	0-0	0
<b>TOTALS</b>	<b>14-63</b>	<b>6-11</b>	<b>34</b>
	.222	.545	

WISCONSIN	FG	FT	PTS
Epperson	2-13	0-0	4
Schrage	0-0	0-0	0
Kotz	5-22	2-3	12
Englund	5-12	3-3	13
Timmerman	1-2	0-0	2
Rehm	2-10	0-1	4
Strain	0-7	2-2	2
Alwin	1-1	0-0	2
<b>TOTALS</b>	<b>16-67</b>	<b>7-9</b>	<b>39</b>
	.239	.778	

Wash. St. 17 17 — 34  
Wisconsin 21 18 — 39  
Attendance: 8,000

# POST-SEASON HISTORY

## CCNY 70, UW 56

March 20, 1947 — New York, NY  
NCAA East Regional  
First Round

City College of New York ended Wisconsin's dreams of a second national championship with an impressive second-half rally that carried it to a 70-56 win at Madison Square Garden in the opening round of the East Regional. The Badgers seemed in complete command in the first half, jumping to a 13-2 lead, extending the edge to 26-10 and cruising to a 37-27 halftime advantage. The second half, however, was dominated by CCNY. The Beavers began with a 12-2 run that tied the game at 39-39. The lead see-sawed for a few minutes before City College took the lead for good at 48-47. The Beavers pulled steadily away from there and rolled to an easy victory. The victors outscored Wisconsin 43-19 in the final period, including a 24-9 run during one stretch. Irwin Dambrot led CCNY with a game-high 16 points, including 11 in the second half, while Exner Menzel paced the Badgers with 15 points.

CCNY	FG	FT	PTS
Trubowitz	0	0-0	0
Galiber	0	4-6	4
Dambrot	6	4-5	16
Malamed	6	1-1	13
Shapiro	0	1-2	1
Finestone	4	1-1	9
Farbman	2	2-3	6
Schmones	3	1-2	7
Jameson	5	0-0	10
Finger	2	0-0	4
<b>TOTALS</b>	<b>28</b>	<b>14-20</b>	<b>70</b>

WISCONSIN	FG	FT	PTS
Cook	5	3-4	13
Menzel	5	5-8	15
Falls	0	0-0	0
Pokrzywinski	0	0-0	0
Hertz	1	0-0	2
Mills	2	2-3	6
Rehfeldt	2	0-2	4
Haarlow	0	1-1	1
Selbo	6	0-0	12
Lautenbach	1	0-0	2
Krueger	0	1-1	1
Mader	0	0-0	0
<b>TOTALS</b>	<b>22</b>	<b>12-19</b>	<b>56</b>

CCNY	27	43	—	70
Wisconsin	37	19	—	56
Attendance:	18,000			

## UW 50, Navy 49

March 22, 1947 — New York, NY  
NCAA East Regional  
Consolation Game

Glen Selbo's basket in the final seconds propelled the Badgers to a 50-49 win over the Midshipmen in the East Regional consolation game. Wisconsin led by as many as eight points in the first half and held a 29-24 lead at intermission, but the Middies rallied and went ahead 36-35 on a rebound basket by Bobby Searle and a free throw by Charles Sheehan. Bobby Cook put the Badgers back in front with a long basket and a free throw. Wisconsin extended the lead to 45-38 and appeared in command until Navy staged one final rally and cut the margin to 48-47. A rebound basket by Johnny Barrow pushed Navy in front, 49-48, setting the stage for Selbo's game-winner. Cook led the Badgers with a game-high 21 points, while Ken Shugart and Cy Waldrop paced the Navy attack with 14 and 13 points, respectively. Wisconsin ended the season with a 16-6 record.

NAVY	FG	FT	PTS
Robbins	2	0-0	4
Shugart	6	2-2	14
Waldrop	6	1-2	13
Barrow	2	1-2	5
Dick	0	1-1	1
Searle	3	1-3	7
Sheehan	1	1-2	3
Woods	0	0-0	0
Rensberger	0	0-1	0
Eliopolus	1	0-0	2
<b>TOTALS</b>	<b>21</b>	<b>7-13</b>	<b>49</b>

WISCONSIN	FG	FT	PTS
Cook	10	1-1	21
Menzel	2	1-2	5
Mills	0	2-3	2
Selbo	3	2-4	8
Lautenbach	2	2-2	6
Rehfeldt	1	0-0	2
Haarlow	2	2-4	6
<b>TOTALS</b>	<b>20</b>	<b>10-16</b>	<b>50</b>

Navy	24	25	—	49
Wisconsin	29	21	—	50
Attendance:	n/a			

## UW 63, New Orleans 61

March 15, 1989 — Madison, WI  
National Invitation Tournament  
First Round

Trent Jackson scored 15 of his team-high 22 points in the second half to lead Wisconsin to a 63-61 win over New Orleans in a first-round NIT game at the UW Field House. The Badgers broke open a 27-27 halftime tie with a 26-15 run to open the second period. Jackson scored 13 of the Badgers' points during the run. The Privateers narrowed the margin to 59-56 with 41 seconds left, but Jackson and Tim Locum made two free throws apiece to seal the win. Wisconsin outshot New Orleans .571-.521 from the field and owned a 28-15 rebounding edge. New Orleans outscored the Badgers 54-49 from the field but was outscored 14-7 from the free throw line. Willie Simms and Danny Jones pitched in 16 and 12 points, respectively, for the Badgers, while Darin Schubring pulled down a game-high 11 rebounds. The Privateers were led by forward Tony Harris, who scored 27 points before leaving the game with a sprained ankle with 2:25 left.

UNO	FG	3PT	FT	RB	PTS	AS	ST	MIN
Richardson, f	2-4	0-0	2-2	2	6	2	1	32
Harris, f	11-19	1-2	4-4	3	27	1	0	34
Moore, c	3-4	0-0	0-0	2	6	0	0	36
Bennett, g	3-5	2-4	0-0	2	8	2	0	26
Thornton, g	1-2	0-0	0-0	0	2	3	0	11
Christian	0-2	0-0	0-0	0	0	1	0	17
Hokett	3-9	1-5	1-2	1	8	3	1	29
Curvey	2-3	0-0	0-0	5	4	1	0	15
team				0				
<b>TOTALS</b>	<b>25-48</b>	<b>4-11</b>	<b>7-8</b>	<b>15</b>	<b>61</b>	<b>13</b>	<b>2</b>	<b>200</b>
	<b>.521</b>	<b>.364</b>	<b>.875</b>					


WISCONSIN	FG	3PT	FT	RB	PTS	AS	ST	MIN
Jones, f	5-9	0-0	2-2	2	12	1	1	27
Simms, f	7-15	0-0	2-4	7	16	1	0	40
Schubring, c	1-1	0-0	1-2	11	3	2	0	39
Molaski, g	2-4	0-1	2-2	1	6	2	2	37
Jackson, g	8-10	1-1	5-6	3	22	3	0	40
Portmann	0-0	0-0	0-0	0	0	0	0	4
Locum	1-3	0-1	2-2	1	4	2	0	13
team				3				
<b>TOTALS</b>	<b>24-42</b>	<b>1-3</b>	<b>14-18</b>	<b>28</b>	<b>63</b>	<b>11</b>	<b>3</b>	<b>200</b>
	<b>.571</b>	<b>.333</b>	<b>.778</b>					

New Orleans	27	34	—	61
Wisconsin	27	36	—	63
Attendance:	10,118			






# ALL-AMERICANS



Steinmetz

## Chris Steinmetz Sr.

All-America guard as a senior in 1905 ... known as "The Father of Wisconsin Basketball" ... played from 1902-05 ... captain of 1905 team that toured the eastern United States, playing a nine-game tour that helped popularize the game on campus ... set single-season scoring mark of 462 points in 1905, making 112 field goals and 238 free throws ... scored a school record (pre-modern era) 50 points in opening game of his senior season against Co. G, Sparta ... had a record 20 field goals vs. Beloit College and made 26 free throws vs. the Two Rivers Athletic Club ... member of National Basketball and Wisconsin State Halls of Fame ... native of Milwaukee, Wis.




Levis

## George Levis

All-American in 1916 ... all-Big Ten in 1915 and 1916 ... played from 1915-17 ... member of 1916 squad that posted 20-1 record and won Big Ten championship ... led the Big Ten with 109 points in 12 games in 1916 ... also an outstanding baseball player at Wisconsin ... coached Indiana University basketball team in 1921 and 1922, posting a record of 25-16 ... his family started Illinois Glass Company, and George played a prominent role in developing basketball's glass backboards ... a native of Madison, Wis.

## Harold "Bud" Foster

All-American center in 1930 ... all-Big Ten in 1929 and 1930 ... team captain in 1930 ... played from 1928-30 ... played high school and junior college basketball in Mason City, Iowa, before enrolling at Wisconsin ... went on to play professionally with Oshkosh All-Stars ... served as head coach of the Badgers from 1935-59 ... his squads won Big Ten titles in 1935, 1941 and 1947




Foster

and national championship in 1941 ... posted 265-267 career record ... member of Helms Basketball Hall of Fame, National Basketball Hall of Fame, Wisconsin State Athletic Hall of Fame and the University of Wisconsin Athletic Hall of Fame.

## Gene Englund


All-America center in 1941 ... all-Big Ten in 1940 and 1941 ... Wisconsin and Big Ten MVP in 1941 ... captain of 1941 squad that won Big Ten and NCAA championships ... set school single-season scoring record with 304 points in 1941 ... also set Big Ten scoring record with 162 points in 1941 ... led Badgers in scoring in 15 of 23 games in 1941 ... played from 1939-41 ... a native of Kenosha, Wis.



Englund

## John Kotz


All-America forward in 1942 ... all-Big Ten in 1941 and 1942 ... played from 1941-43 ... sophomore member of 1941 Big Ten and NCAA championship team ... named outstanding player in 1941 NCAA championship game ... led Big Ten in scoring with 242 points in 1942 ... team and Big Ten MVP in 1942 ... captain of 1943 squad ... graduated as school's career scoring leader (841) ... native of Rhinelander, Wis.



Kotz

## Don Rehfeldt

All-America center in 1950 ... all-Big Ten in 1949 and 1950 ... led Big Ten in scoring in 1949 (229) and 1950 (265) ... team MVP in 1949 and 1950 and Big Ten MVP in 1950 ... scored school-record 436 points in 1950 ... graduated as school's career scoring leader (1,169) ... second player picked in 1950 NBA draft by Baltimore Bullets ... member of Illinois Basketball Coaches Hall of Fame ... a native of Chicago, Ill.



Rehfeldt



# HONORS & AWARDS

## Naismith Memorial Basketball Hall of Fame

1959 Dr. Walter Meanwell  
 1959 Harold Olsen  
 1959 Chris Steinmetz Sr.  
 1964 Harold Foster

*Years indicate year of induction*

## All-America (First-team)

1905 Chris Steinmetz Sr.  
 1916 George Levis  
 1930 Harold Foster  
 1941 Gene Englund  
 1942 John Kotz  
 1950 Don Rehfeldt

## Playboy Magazine Preseason All-America

1994 Michael Finley  
 1995 Michael Finley

## Helms Foundation Player of the Year

1905 Chris Steinmetz Sr.  
 1912 Otto Stangel  
 1916 George Levis  
 1918 William Chandler

## NCAA Tournament MVP

1941 John Kotz

## Big Ten MVP

1941 Gene Englund  
 1942 John Kotz  
 1947 Glen Selbo  
 1950 Don Rehfeldt

## All-Big Ten (First-team)

1907 Arthur Frank  
 Charles Scribner  
 1908 Hugh Harper  
 Helmer Swenholt  
 1911 Walter Scoville  
 1912 Walter Scoville  
 Otto Stangel  
 1913 Carl Harper  
 Allen Johnson  
 Eugene Van Gent  
 John Van Riper  
 1914 Carl Harper  
 Eugene Van Gent  
 1915 George Levis  
 1916 William Chandler

1917 George Levis  
 Harold Olsen  
 William Chandler  
 Paul Meyers  
 Harold Olsen  
 1923 Gus Tebell  
 Rollie Williams  
 1924 Marshall Diebold  
 1925 Marshall Diebold  
 1928 George Hotchkiss  
 1929 Ed Chmielewski  
 Harold Foster  
 1930 Ed Chmielewski  
 Harold Foster  
 1934 Rolf Poser  
 1935 Gilbert McDonald  
 Rolf Poser  
 1938 Hod Powell  
 1940 Gene Englund  
 1941 Gene Englund  
 John Kotz  
 1942 John Kotz  
 1947 Bob Cook  
 Walt Lautenbach  
 Glen Selbo  
 1948 Bob Cook  
 1949 Don Rehfeldt

1950 Don Rehfeldt  
 1951 Ab Nicholas  
 1952 Ab Nicholas  
 1968 Joe Franklin  
 1991 Patrick Tompkins  
 1993 Michael Finley

## Academic All-Big Ten

1967 Chuck Nagle  
 1970 Clarence Sherrod  
 1972 Lee Oler  
 1974 Gary Anderson  
 1978 Bill Pearson  
 1985 Rod Ripley  
 1986 Rod Ripley  
 1987 Rod Ripley  
 1988 Rob Willey  
 1990 Billy Douglass  
 1991 Damon Harrell  
 Grant Johnson  
 Jay Peters  
 1992 Damon Harrell  
 Grant Johnson  
 Jay Peters  
 Jeff Petersen

1993 Chris Conger  
 Damon Harrell  
 Grant Johnson  
 Jeff Petersen  
 1994 Chris Conger  
 Grant Johnson  
 Jeff Petersen

## Team USA

1993 Michael Finley

## World University Games

1993 Michael Finley

## Goodwill Games

1994 Michael Finley

## BADGERS IN THE NBA DRAFT

Year	Player	Team	Round	Overall Pick
1950	Don Rehfeldt	Baltimore	1st	2nd
1952	Ab Nicholas	Milwaukee	—	Team's 5th pick
1954	Paul Morrow	Rochester	—	Team's 8th pick
	Ron Weisner	Milwaukee	—	Team's 12th pick
1955	Dick Cable	Milwaukee	—	Team's 2nd pick
1956	Dick Miller	New York	—	Team's 9th pick
1963	Ken Siebel	Baltimore	6th	47th
	Ron Jackson	Baltimore	9th	70th
1964	Jack Brens	New York	9th	73rd
1966	Ken Barnes	Baltimore	16th	109th
1968	Joe Franklin	Milwaukee	5th	63rd
1969	James Johnson	Boston	7th	93rd
	John Schell	Milwaukee	8th	100th
1970	Albert Henry	Philadelphia	1st	12th
1971	Clarence Sherrod	Chicago	8th	134th
1972	Gary Watson	Philadelphia	10th	146th
1974	Kim Hughes	Buffalo	3rd	45th
	Kerry Hughes	Cleveland	8th	129th
1976	Dale Koehler	Cleveland	8th	123rd
	Bob Johnson	Detroit	10th	161st
1980	Wes Matthews	Washington	1st	14th
	Joe Chrmelich	New York	4th	82nd
1981	Claude Gregory	Washington	2nd	41st
	Larry Petty	Los Angeles	7th	157th
1984	Cory Blackwell	Seattle	2nd	29th
1986	Rick Olson	Houston	7th	158th
1987	J.J. Weber	Milwaukee	3rd	64th

# HONORS & AWARDS

## Team MVP

1941	Gene Englund
1942	John Kotz
1943	Bob Sullivan
1944	Ray Patterson
1945	Ray Patterson
1946	Bob Cook
1947	Glen Selbo
1948	Bob Cook
1949	Don Rehfeldt
1950	Don Rehfeldt
1951	Ab Nicholas
1952	Ab Nicholas
1953	Charles Siefert
1954	Paul Morrow
1955	Dick Cable
1956	Dick Miller
1957	Bob Litzow
1958	Walter Holt
1959	Bob Barneson
1960	Fred Clow
1961	Ken Siebel
1962	Ken Siebel
1963	Ken Siebel
1964	Ken Gustafson
1965	Jim Bohlen
1966	Paul Morenz
1967	Joe Franklin
1968	Joe Franklin
1969	James Johnson
1970	Albert Henry
1971	Glen Richgels
1972	Leon Howard
1973	Leon Howard
1974	Kim Hughes
1974	Gary Anderson
1974	Kim Hughes
1975	Dale Koehler
1976	Dale Koehler
1977	Bob Falk
1978	Arnold Gaines
1979	Wes Matthews
1980	Joe Chernelich
1981	Claude Gregory
1982	John Bailey
1983	Cory Blackwell
1984	Cory Blackwell
1985	Scott Roth
1986	Rick Olson
1987	J.J. Weber
1988	Trent Jackson
1989	Trent Jackson
1990	Danny Jones
1991	Patrick Tompkins
1992	Tracy Webster
1993	Michael Finley
1994	Michael Finley

## Captain

1899	Walter Hirschberg
1900	Walter Hirschberg
1901	Walter Hirschberg

1902	Henry Helmholz
1903	John Potter
1904	Harvey Schofield
1905	Chris Steinmetz Sr.
1906	James Bush
1907	Charles Scribner
1908	Harlan Rogers
1909	Helmer Swenholt
1910	William Witt
1911	Albert Birch
1912	Walter Scoville
1913	Jahn Van Riper
1914	Eugene Van Gent
1915	E.O. Lange
1916	Mel Haas
1917	George Levis
1917	Harold Olsen
1918	William Chandler
1919	Anthony Zulfer
1920	Harold Knapp
1921	Warren Taylor
1922	Duke Caesar
1923	Gus Tebell
1924	Douglas Gibson
1925	Marshall Diebold
1926	Henry Brooks
1927	Rollie Barnum
1927	Ralph Merkel
1928	Louis Behr
1929	John Doyle
1929	Elmer Tenhopen
1930	Harold Foster
1931	Ed Chmielewski
1931	John Paul
1932	Marvin Steen
1933	Ray Wickman
1934	Rolf Poser
1935	Rolf Poser
1936	Edward Stege
1937	Gordy Fuller
1938	Howard Powell
1938	George Rooney
1939	Byron Bell
1939	David Dupee
1939	Robert Weigandt
1940	Walter Anderson
1940	John Rundell
1941	Gene Englund
1942	Robert Alwin
1943	John Kotz
1944	Ray Patterson
1945	Ray Patterson
1946	Eugene Mathews
1947	Walter Lautenbach
1948	Edward Mills
1949	Douglas Rogers
1950	Robert Mader
1951	James Van Dien
1952	Edward Carpenter
1953	Charles Siefert
1953	Thomas Ward
1954	Robert Weber
1955	Richard Cable
1956	Richard Jorgensen
1957	Glenn Borland

1958	Glenn Borland
1959	Robert Barneson
1960	Robert Barneson
1961	James Biggs
1962	Thomas Hughbanks
1963	Thomas Gwyn
1964	Michael O'Melia
1965	James Bohlen
1966	Kenneth Gustafson
1966	Mark Zubor
1967	Dennis Sweeney
1968	Michael Carlin
1968	Joe Franklin
1969	James Johnson
1969	John Schell
1970	Al Henry
1971	Dennis Conlon
1971	Clarence Sherrod
1972	Robert Frasor
1973	Leon Howard
1974	Kim Hughes
1975	Dale Koehler
1976	Dale Koehler
1977	Pete Brey
1978	James Smith III
1979	Joe Chernelich
1979	Arnold Gaines
1980	Joe Chernelich
1980	Robert Jenkins
1981	Dan Hastings
1982	John Bailey
1982	Steve Jacobson
1982	Gary Zinkgraf
1983	Greg Dandridge
1984	Cory Blackwell
1984	Scott Roth
1985	Scott Roth
1986	Jay Laszewski
1986	Rick Olson
1986	Gregg Steinhaus
1987	Mike Heineman
1987	Rod Ripley
1987	J.J. Weber
1988	Tom Molaski
1988	Rodney Tapp
1989	Trent Jackson
1989	Danny Jones
1989	Tom Molaski
1990	Danny Jones
1990	Tim Locum
1990	Kurt Portmann
1991	John Ellenson
1991	Tim Locum
1991	Willie Simms
1991	Patrick Tompkins
1992	Billy Douglass
1992	Tracy Webster
1993	Tracy Webster
1994	Tracy Webster
1994	Michael Finley

## Rebounding Award

1966	Joe Franklin
1967	Joe Franklin

1968	Joe Franklin
1969	James Johnson
1970	Albert Henry
1971	Glen Richgels
1972	Kim Hughes
1973	Kim Hughes
1974	Kim Hughes
1975	Dale Koehler
1976	Dale Koehler
1977	James Gregory
1978	Joe Chernelich
1979	Claude Gregory
1980	Claude Gregory
1981	Claude Gregory
1982	Brad Sellers
1983	Brad Sellers
1984	Cory Blackwell
1985	J.J. Weber
1986	Rod Ripley
1987	J.J. Weber
1988	Danny Jones
1989	Danny Jones
1990	Patrick Tompkins
1991	Patrick Tompkins
1992	Michael Finley
1993	Louis Ely
1994	Rashard Griffith

## Defensive Player of the Year

1988	Darin Schubring
1989	Darin Schubring
1990	Not presented
1991	Not presented
1992	Grant Johnson
1993	Andy Kilbride
1994	Grant Johnson

## Most Improved Player

1977	James Gregory
1978	Claude Gregory
1979	Larry Petty
1980	Larry Petty
1981	John Bailey
1982	Keith Mitchell
1983	Jim Smith
1984	John Ploss
1985	J.J. Weber
1986	Gregg Steinhaus
1987	Trent Jackson
1988	Danny Jones
1989	Willie Simms
1990	Patrick Tompkins
1991	John Ellenson
1992	Grant Johnson
1993	Jason Johnsen
1994	Jeff Petersen

## Mr. Deflection

1993	Michael Finley
1994	Michael Finley

# LETTERWINNERS

## A

Adams, James ..... 1911  
 Adams, Lloyd ..... 1970  
 Affeldt, George ..... 1943  
 Alwin, Robert ..... 1940, 41, 42  
 Anderson, Dean ..... 1976  
 Anderson, Gary ..... 1972, 73, 74  
 Anderson, George ..... 1914  
 Anderson, Orrin ..... 1925  
 Anderson, Peter ..... 1951, 52  
 Anderson, Walter ..... 1939, 40  
 Andrews, Charles ..... 1926, 27, 28  
 Arthur, Frank ..... 1907  
 Aslaxson, Charles ..... 1965

## B

Bachman, Willis ..... 1945  
 Badura, Robert ..... 1955, 56  
 Bailey, John ..... 1979, 80, 81, 82  
 Bain, Frank ..... 1925  
 Barao, Thomas ..... 1970  
 Barlow, Millard ..... 1919  
 Barnard, Samuel ..... 1958  
 Barnes, Kenneth ..... 1964, 65, 66  
 Barnes, Robert ..... 1985  
 Barneson, Robert ..... 1958, 59, 60  
 Barnum, Rollie ..... 1925, 26, 27  
 Bartlett, Edwin ..... 1902, 03  
 Barwig, Byron ..... 1923, 24, 25  
 Baumgarten, David ..... 1971  
 Behr, Louis ..... 1926, 27, 28  
 Bell, Byron ..... 1937, 38, 39  
 Bencriscutto, Fred ..... 1950, 51  
 Bender, John ..... 1933  
 Bickelhaupt, William ..... 1910  
 Biggs, James ..... 1959, 60, 61  
 Birch, Albert ..... 1909, 10, 11  
 Birch, Frank ..... 1918  
 Bishop, Warren ..... 1900, 01  
 Blackwell, Cory ..... 1982, 83, 84  
 Bloor, James ..... 1946  
 Bohlen, James ..... 1963, 64, 65  
 Borland, Glenn ..... 1956, 57, 58  
 Bowers, Dale ..... 1949  
 Breikreutz, Emil ..... 1904, 05  
 Brens, John ..... 1962, 63, 64  
 Brey, Peter ..... 1975, 76, 77  
 Brock, Harold ..... 1918  
 Brooks, Henry ..... 1925, 26  
 Buechl, William ..... 1951  
 Bunke, Richard ..... 1945  
 Burdick, William ..... 1899, 1900  
 Burington, Keith ..... 1968, 69  
 Burks, Frank ..... 1960  
 Bush, James ..... 1904, 05, 06

## C

Cable, Richard ..... 1952, 53, 54, 55  
 Cannon, Patrick ..... 1971  
 Carl, Adam ..... 1993  
 Carlin, Michael ..... 1966, 67, 68  
 Carlson, George ..... 1918  
 Carpenter, Edward ..... 1952  
 Cary, David ..... 1983  
 Ceaser, Carl ..... 1920, 21, 22  
 Chandler, William ..... 1916, 17, 18  
 Chmielewski, Ed ..... 1929, 30, 31  
 Chrnlich, Joseph ..... 1977, 78, 79, 80  
 Clinton, James ..... 1951, 55



Clow, Fred ..... 1958, 59, 60  
 Colbert, Brian ..... 1975, 76  
 Conger, Chris ..... 1993, 94  
 Conlon, Dennis ..... 1970, 71  
 Cook, Robert ..... 1946, 47, 48  
 Coyne, William ..... 1937

## D

Dahlke, Charles ..... 1951, 52  
 Daly, Michael ..... 1953, 54  
 Dandridge, Greg ..... 1980, 81, 82, 83  
 Davis, Ernest ..... 1937, 38  
 DeCremer, James ..... 1970, 71  
 DeMark, Nick ..... 1934, 35, 36  
 DeMerit, John ..... 1957  
 Deppe, Ted ..... 1941  
 Dick, Donald ..... 1944  
 Diebold, Marshall ..... 1923, 24, 25  
 Dougan, Trevor ..... 1926  
 Douglass, Billy ..... 1989, 90, 91, 92  
 Downs, Edward ..... 1943  
 Doyle, John ..... 1928, 29  
 Drayton, Dwight ..... 1970  
 Dupee, David ..... 1937, 38, 39  
 Dutrisac, Richard ..... 1959, 61  
 Dykstra, Clarence ..... 1944

## E

Ellenson, John ..... 1989, 90, 91  
 Ellerman, Raymond ..... 1928, 29  
 Elsom, Kendall ..... 1923, 24

Ely, Louis ..... 1991, 92, 93  
 Englund, Gene ..... 1939, 40, 41  
 Englund, Gene Jr. .... 1962  
 Epperson, Charles ..... 1940, 41, 42

## F

Falk, Robert ..... 1975, 76, 77  
 Falls, Richard ..... 1947, 48  
 Fanning, Willis ..... 1920  
 Fraber, Maurice ..... 1929, 30  
 Farwell, Knight ..... 1924  
 Faurote, Gerald ..... 1976, 77  
 Finley, Michael ..... 1992, 93, 94  
 Fleming, Sean ..... 1987  
 Floden, Tuve ..... 1915  
 Folz, Daniel ..... 1953, 54, 55, 56  
 Fossom, Bruce ..... 1948, 49  
 Foster, Harold ..... 1928, 29, 30  
 Franklin, Joseph ..... 1966, 67, 68  
 Frasor, Robert ..... 1970, 71, 72  
 Frey, Mannie ..... 1937, 38  
 Fuller, Gordy ..... 1935, 36, 37

## G

Gage, Leslie ..... 1922, 23  
 Gaines, Arnold ..... 1977, 78, 79, 80  
 Gallagher, John ..... 1939, 40  
 Gallagher, Robert ..... 1944  
 Galle, Fred ..... 1927  
 Gardner, Thomas ..... 1966  
 Garrott, William ..... 1935

Gharrity, Martin ..... 1960  
 Gibson, Douglas ..... 1922, 23, 24  
 Gillespie, James ..... 1989  
 Godfrey, Roger ..... 1953, 54  
 Goering, Vince ..... 1945  
 Golston, Carl ..... 1982  
 Good, Brian ..... 1989, 90, 91, 92  
 Grams, David ..... 1963, 64  
 Gregory, Claude ..... 1978, 79, 80, 81  
 Gregory, James ..... 1977, 78  
 Griffith, Rashard ..... 1994  
 Grimm, Kurt ..... 1944, 45, 46  
 Griswold, Harry ..... 1930, 31, 32  
 Gross, Raymond ..... 1957, 58, 59  
 Gustafson, Kenneth ..... 1964, 65, 66  
 Gwyn, Thomas ..... 1961, 62, 63

## H

Haarlow, Robert ..... 1946, 47, 48, 49  
 Haas, Mel ..... 1914, 15, 16  
 Hackbart, Dale ..... 1959  
 Hamann, Ray ..... 1933, 34, 35  
 Hardy, Emir ..... 1975  
 Harget, Edmund ..... 1926  
 Harper, Carl ..... 1912, 13, 14  
 Harper, Hugh ..... 1906, 08, 10  
 Harrell, Damon ..... 1990, 91, 92, 93  
 Harris, Bob ..... 1937  
 Hastings, Daniel ..... 1978, 79, 80, 81  
 Haukedahl, Stanley ..... 1937  
 Hearden, Donald ..... 1962, 63, 64  
 Heineman, Michael ..... 1984, 85, 86, 87  
 Helmholz, Henry ..... 1900, 02  
 Hemming, Victor ..... 1917  
 Henderson, Dwight ..... 1912  
 Hendrickson, Eino ..... 1967, 68, 70  
 Henry, Albert ..... 1969, 70  
 Herreid, Carl ..... 1952  
 Hertz, Gilman ..... 1943, 47  
 Hippen, Jack ..... 1982, 83, 84, 85  
 Hirschberg, Walter ... 1899, 1900, 01  
 Hisle, Larry Jr. .... 1990, 91  
 Holcomb, Douglas ..... 1947  
 Hollinger, Robert ..... 1945  
 Holt, Walter ..... 1957, 58  
 Hoskins, Darnell ..... 1994  
 Hotchkiss, George ..... 1926, 27, 28  
 Howard, Leon ..... 1971, 72, 73  
 Hughbanks, Thomas ... 1960, 61, 62  
 Hughes, Kerry ..... 1972, 73, 74  
 Hughes, Kim ..... 1972, 73, 74

## J

Jackson, Ronald ..... 1961, 62  
 Jackson, Trent ..... 1986, 87, 88, 89  
 Jacobson, Steve ..... 1982  
 Jefferson, Ivan ..... 1959  
 Jenkins, Robert ..... 1978, 79, 80  
 Johnson, Jason ..... 1991, 92, 93, 94  
 Johnson, Allen ..... 1912, 13  
 Johnson, Bobbie ..... 1963, 64  
 Johnson, Grant ..... 1991, 92, 93, 94  
 Johnson, James ..... 1967, 68, 69  
 Johnson, Robb ..... 1966, 67  
 Johnson, Robert ..... 1975, 76  
 Johnson, William ..... 1944, 45  
 Johnson, Silas Jr. .... 1951, 52  
 Jones, Charles ..... 1935, 36, 37  
 Jones, Danny ..... 1987, 88, 89, 90  
 Jorgensen, Richard ..... 1955, 56

# LETTERWINNERS

## K

Kelley, Brian ..... 1992, 93, 94  
 Kilbride, Andy ..... 1992, 93, 94  
 Knake, Robert ..... 1933, 34  
 Knapp, Harold ..... 1918, 19, 20, 21  
 Koehler, Dale ..... 1973, 74, 75, 76  
 Korth, John ..... 1983  
 Kotz, John ..... 1941, 42, 43  
 Kowalszyk, Henry ..... 1927, 29  
 Kreklow, Mike ..... 1980, 81  
 Krueger, Robert ..... 1943, 47  
 Kuechenmeister, Hugo ..... 1914  
 Kulas, Brian ..... 1957, 58, 59

## L

Lange, E.O. .... 1914, 15  
 Laszewski, Jay ..... 1983, 84, 85, 86  
 Lautenbach, Walter ..... 1942, 43, 47  
 Leichtfuss, David ..... 1957  
 Lenheiser, Ray ..... 1941  
 Levis, George ..... 1915, 16, 17  
 Lindemann, Walter ..... 1908  
 Litzow, Robert ..... 1956, 57, 58  
 Locum, Tim ..... 1988, 89, 90, 91  
 Lotzer, Mark ..... 1976  
 Luchsinger, Robert ..... 1973, 74, 75  
 Lynch, John ..... 1941, 42

## M

Mack, Thomas ..... 1955, 56  
 Mader, Robert ..... 1947, 48, 49, 50  
 Maisel, Lawrence ..... 1918  
 Manwarring, Craig ..... 1972  
 Mapel, Charles ..... 1902  
 Markham, Marshall ..... 1949, 50, 51  
 Mathews, Eugene ..... 1945, 46  
 Mathews, Wesley ..... 1978, 79, 80  
 Matthusen, Carl ..... 1929, 30  
 Mayberry, Craig ..... 1969, 70  
 McCallum, James ..... 1967, 68  
 McCauley, Bruce ..... 1973, 74, 75  
 McConochie, Stewart ..... 1903, 04  
 McCoy, Marcus ..... 1973, 74, 75  
 McDonald, Gilbert ..... 1933, 34, 35  
 McDuffie, Otto ..... 1993, 94  
 McGee, Carlton ..... 1991, 92, 93  
 McIntosh, Charles ..... 1917  
 McIntosh, Clarence ..... 1919, 23  
 Menzel, Exner ..... 1946, 47  
 Merkel, Ralph ..... 1925, 26, 27  
 Meyers, Paul ..... 1916, 17  
 Miller, David ..... 1983, 84  
 Miller, Fred ..... 1933  
 Miller, Godfrey ..... 1925  
 Miller, Lycan ..... 1927, 28, 29  
 Miller, Richard ..... 1954, 55, 56  
 Miller, William ..... 1967  
 Mills, David ..... 1959  
 Mills, Edward ..... 1943, 47, 48  
 Mitchell, Keith ..... 1979, 80, 81, 82  
 Mitchell, Lee ..... 1935, 36, 37  
 Mitchell, Thomas ..... 1967, 68, 69  
 Molaski, Tom ..... 1986, 87, 88, 89  
 Moore, Earl ..... 1948, 49, 50  
 Moore, Howard ..... 1993, 94  
 Morenz, Paul ..... 1965, 66  
 Morrow, J. Paul ..... 1952, 53, 54  
 Mueller, Curtis ..... 1954, 55, 56  
 Murray, Richard ..... 1959, 60

## N

Nagle, Charles ..... 1967, 68, 69  
 Nelson, Douglas ..... 1930, 31, 32  
 Nelson, George ..... 1926, 27, 26  
 Neprud, Carl ..... 1912  
 Newberg, Mark ..... 1976, 77, 79, 80  
 Nicholas, Albert ..... 1950, 51, 52  
 Nickoli, Robert ..... 1946  
 Niemuth, Wallace ..... 1946, 48  
 Nord, Ronald ..... 1950

## O

Oaks, Leroy ..... 1932  
 O'Brien, Leland ..... 1944  
 Ockershauser, Karl ..... 1934  
 Oler, Lee ..... 1970, 71, 72  
 Olsen, Harold ..... 1915, 16, 17  
 Olson, Rick ..... 1983, 84, 85, 86  
 O'Melia, Michael ..... 1962, 63, 64  
 Ostrom, Lonnie ..... 1961, 62, 63

## P

Page, Donald ..... 1949, 50  
 Pamperin, John ..... 1958  
 Parker, John ..... 1954, 55, 56  
 Paterick, Timothy ..... 1973, 75, 76  
 Patterson, Donald ..... 1963  
 Patterson, Ray ..... 1942, 43, 44, 45  
 Paul, John ..... 1929, 30, 31  
 Paust, Benjamin ..... 1904  
 Pearson, William ..... 1975, 76, 77, 78  
 Pease, Harlow ..... 1919, 20  
 Peters, Jay ..... 1991, 92  
 Petersen, Jeff ..... 1992, 93, 94  
 Petty, Larry ..... 1978, 79, 80, 81  
 Phelps, Marion ..... 1912  
 Piacenza, Richard ..... 1973, 74, 76  
 Plondke, Scott ..... 1984  
 Ploss, John ..... 1982, 83, 84, 85  
 Poker, Lawrence ..... 1947, 48, 49  
 Portmann, Kurt ..... 1987, 88, 89, 90  
 Poser, John ..... 1930, 31, 32  
 Poser, Rolf ..... 1933, 34, 35  
 Potter, John ..... 1901, 02, 03  
 Powell, Howard ..... 1936, 37, 38  
 Powers, Edward ..... 1926  
 Powers, Robert ..... 1961  
 Preboski, Felix ..... 1934, 35

## R

Radke, Steven ..... 1957, 58  
 Rebholz, James ..... 1967  
 Rebholz, Russ ..... 1931  
 Reddick, Melvin ..... 1969  
 Rehfeldt, Donald ..... 1947, 48, 49, 50  
 Rehm, Frederick ..... 1941, 42, 43  
 Reinhart, Roger ..... 1935, 36  
 Remstad, Robert ..... 1951  
 Renfroe, Dwayne ..... 1981  
 Rewey, Stanley ..... 1932  
 Richgels, Glen ..... 1971  
 Richter, Pat ..... 1961, 62, 63  
 Ripley, Rodney ..... 1984, 85, 86, 87  
 Rippe, Russell ..... 1946, 47, 48  
 Rizzi, Arthur ..... 1946, 47  
 Roberts, David ..... 1964, 65, 66  
 Roberts, Jalil ..... 1994

Robertson, Pollis ..... 1986, 87, 88, 89  
 Robinson, Byron ..... 1988, 89, 90  
 Rogers, Douglas ..... 1946, 47, 48, 49  
 Rogers, Harlan ..... 1906, 07, 08  
 Rogneby, James ..... 1957, 58, 59  
 Rohan, Patrick ..... 1971, 72  
 Rooney, George ..... 1936, 37, 38  
 Rossin, Robert ..... 1959, 60  
 Roth, Robert ..... 1941  
 Roth, Scott ..... 1982, 83, 84, 85  
 Ruckel, Robert ..... 1946  
 Rudd, Allen ..... 1976  
 Rundell, John ..... 1938, 39, 40  
 Ryckman, Kenneth ..... 1932  
 Ryser, Albert Jr. .... 1944

## S

Sands, Albert ..... 1913, 14  
 Scheiwe, Edward ..... 1940, 41, 42  
 Schell, Jay ..... 1992  
 Schell, John ..... 1967, 68, 69  
 Schmitt, Gustav ..... 1904  
 Schneider, Fredric ..... 1948, 49, 50  
 Schneider, Harvey ..... 1930, 31, 32  
 Schoeneck, Thomas ..... 1965  
 Schofield, Harvey ..... 1902, 03, 04  
 Schrage, Warren ..... 1941, 42  
 Schubring, Darin ..... 1986, 87, 88, 89  
 Schwartz, John ..... 1950  
 Schwartz, Robert ..... 1939  
 Scott, Harlo ..... 1941, 42  
 Scoville, Walter ..... 1910, 11, 12  
 Scribner, Charles ..... 1905, 06, 07  
 Selbo, Glen ..... 1944, 47  
 Sellers, Brad ..... 1982, 83  
 Serbiak, Robert ..... 1958, 59  
 Severin, Max ..... 1903, 04  
 Sherrord, Clarence ..... 1969, 70, 71  
 Siebel, Kenneth ..... 1961, 62, 63  
 Siefert, Charles ..... 1952, 53  
 Simms, Willie ..... 1989, 90, 91  
 Simpson, Eber ..... 1917, 18  
 Smith, Desmond ..... 1944, 45  
 Smith, James ..... 1979  
 Smith, James III ..... 1976, 77, 78  
 Smith, Jim ..... 1983  
 Smith, Robert ..... 1946  
 Smith, Shelton Jr. .... 1985, 86, 87  
 Smith, Thomas ..... 1933, 34  
 Smith, William ..... 1976, 77  
 Spika, Daniel ..... 1954  
 Spooner, A. Dwight ..... 1923, 24  
 Stack, John ..... 1958, 59  
 Stangel, Otto ..... 1912  
 Steen, Marvin ..... 1931, 32  
 Stege, Edward ..... 1934, 35, 36  
 Steinhaus, Gregg ..... 1983, 84, 85, 86  
 Steinmetz, Chris Sr. . 1902, 03, 04, 05  
 Steinmetz, Chris Jr. . 1931  
 Stelter, Keith ..... 1965  
 Stephens, Steven ..... 1957, 58  
 Stoll, George ..... 1925, 26, 27  
 Stoltz, Oscar ..... 1914  
 Stover, Paul ..... 1898, 1900, 01  
 Stracka, Anthony ..... 1952, 53, 54  
 Strain, William ..... 1939, 40, 41  
 Strickler, Palmer ..... 1946  
 Sullivan, Robert ..... 1945  
 Sullivan, Robert ..... 1941, 42, 43  
 Sweeney, Dennis ..... 1965, 66, 67  
 Swenholt, Helmer ..... 1907, 08, 09  
 Swenson, Edwin ..... 1918  
 Sydnor, Raymond ..... 1977, 78

## T

Tapp, Rodney ..... 1987, 88  
 Taylor, Warren ..... 1920, 21, 22  
 Tebell, Gustaf ..... 1921, 22, 23  
 Tenhopen, Elmer ..... 1927, 28, 29  
 Timmerman, Donald ..... 1940, 41  
 Timmerman, Greg ..... 1993  
 Tompkins, Patrick . . 1988, 89, 90, 91  
 Tornowske, Russell ..... 1931

## U

Ulwelling, John ..... 1960  
 Uphoff, Rodney ..... 1971

## V

Vander Meulen, David ..... 1960, 61  
 Van Dien, James ..... 1950, 51  
 Van Gent, Eugene ..... 1912, 13, 14  
 Van Riper, John ..... 1911, 12, 13  
 Varney, F. Carleton ..... 1924, 25  
 Voigt, Theodore ..... 1967, 68, 69

## W

Wackman, Ralph ..... 1924, 25  
 Ward, Thomas ..... 1951, 52, 53  
 Watson, Gary ..... 1971  
 Weaver, LaMont ..... 1972, 73, 74  
 Weber, Jeffrey ..... 1984, 85, 86, 87  
 Weber, Robert ..... 1953, 54  
 Webster, Tracy ..... 1992, 93, 94  
 Wegner, Fred ..... 1934, 35, 36  
 Weigandt, Robert ..... 1937, 38, 39  
 Weisner, Ronald ..... 1952, 53, 54  
 Wendlund, Russell ..... 1944  
 Weston, Frank ..... 1919, 20  
 Wickman, Ray ..... 1931, 32, 33  
 Wilhelm, Steve ..... 1972, 73, 74  
 Willey, Rob ..... 1986, 88, 89  
 Williams, John ..... 1921  
 Williams, Rolland ..... 1921, 22, 23  
 Winn, Harry Jr. .... 1964, 65  
 Wise, John ..... 1946, 49  
 Witt, William ..... 1908, 09, 10  
 Wittig, Robert ..... 1963  
 Woellaeger, Edwin ..... 1903  
 Worthman, Robert ..... 1949, 50

## Y

York, Claude ..... 1940  
 Young, Francis ..... 1960

## Z

Zeiger, Richard ..... 1955, 56  
 Zink, David ..... 1968, 69, 70  
 Zinkgraf, Gary ..... 1979, 82  
 Zorn, Willis ..... 1945, 48, 49  
 Zubor, Mark ..... 1964, 65, 66  
 Zulfer, Anthony ..... 1918, 19  
 Zuppke, Robert ..... 1904, 05

# STARTING LINEUPS

## 1947

Robert Cook	F	Jr.	14.7	—
Exner Menzel	F	Sr.	7.8	—
Edward Mills	C	Jr.	6.5	—
Glen Selbo	G	Sr.	10.5	—
Walter Lautenbach	G	Sr.	7.6	—
<i>Top Subs</i>				
Robert Haarlow	C	So.	3.1	—

## 1948

Robert Cook	F	Sr.	12.4	—
Edward Mills	F	Sr.	6.0	—
Don Rehfeldt	C	So.	11.2	—
Douglas Rogers	G	Jr.	5.6	—
James Moore	G	So.	4.4	—
<i>Top Subs</i>				
Larry Pokrzywinski	F	So.	3.8	—
Fred Schneider	F	So.	3.5	—

## 1949

Fred Schneider	F	Jr.	7.7	—
Marshall Markham	F	So.	5.3	—
Don Rehfeldt	C	Jr.	17.3	—
Robert Mader	G	Jr.	6.3	—
Douglas Rogers	G	Sr.	5.9	—
<i>Top Subs</i>				
Robert Haarlow	C	Sr.	4.7	—
Donald Page	F	Jr.	4.1	—

## 1950

Fred Schneider	F	Sr.	6.4	—
Donald Page	F	Sr.	5.6	—
Don Rehfeldt	C	Sr.	19.8	—
Albert Nicholas	G	So.	11.6	—
Robert Mader	G	Sr.	7.8	—
<i>Top Subs</i>				
Marshall Markham	F	Jr.	4.3	—
Fred Bencriscutto	F	Jr.	3.0	—

## 1951

James Clinton	F	So.	12.2	15.6
Dan Markham	F	Sr.	8.9	3.2
Charles Dahlke	C	So.	4.8	9.5
Albert Nicholas	G	Jr.	16.6	11.3
James Van Dien	G	Sr.	5.3	2.7
<i>Top Subs</i>				
Peter Anderson	F	Jr.	4.7	2.9
Thomas Ward	G	So.	2.4	2.3
Silas Johnson	G	Jr.	2.1	1.1

## 1952

Richard Cable	F	Fr.	8.5	5.8
Ed Carpenter	F	Sr.	5.6	3.9
J. Paul Morrow	C	So.	12.5	13.2
Albert Nicholas	G	Sr.	16.4	9.7
Charles Siefert	G	Jr.	4.2	1.9
<i>Top Subs</i>				
Anthony Stracka	F	So.	4.6	4.3
Peter Anderson	F	Sr.	4.5	2.1
Thomas Ward	G	Jr.	3.1	1.6

## 1953

Richard Cable	F	So.	13.7	—
Anthony Stracka	F	Jr.	10.3	—
J. Paul Morrow	C	Jr.	16.0	—
Charles Siefert	G	Sr.	12.1	—
Thomas Ward	G	Sr.	4.5	—
<i>Top Subs</i>				
Ronald Weisner	F	Jr.	4.9	—

## 1954

Richard Cable	F	Jr.	13.7	4.5
Anthony Stracka	F	Sr.	10.4	7.3
J. Paul Morrow	C	Sr.	12.6	9.6
Ronald Weisner	G	Sr.	13.0	3.0
Robert Weber	G	Sr.	5.4	4.6
<i>Top Subs</i>				
Dan Folz	C	So.	2.6	2.1
Mike Daly	F	Sr.	2.8	1.0

## 1955

Richard Cable	F	Sr.	20.2	5.4
Jim Clinton	F	Sr.	3.2	3.5
Dan Folz	C	Jr.	5.3	4.5
Richard Miller	G	Jr.	14.4	3.6
Richard Jorgensen	G	Jr.	5.6	3.0
<i>Top Subs</i>				
John Parker	C	Jr.	9.7	5.5
Curt Mueller	F	Jr.	6.5	5.8
Robert Badura	G	Jr.	5.7	4.2

## 1956

Curtis Mueller	F	Sr.	12.2	9.4
Robert Litzow	F	So.	11.8	4.6
John Parker	C	Sr.	8.4	7.8
Richard Miller	G	Sr.	19.5	6.6
Richard Jorgensen	G	Sr.	7.5	4.6
<i>Top Subs</i>				
Dan Folz	C	Sr.	5.5	7.6
Richard Zeiger	F	Jr.	2.8	3.2

## 1957

Robert Litzow	F	Jr.	16.1	5.5
Glenn Borland	F	Jr.	11.7	6.8
Ray Gross	C	So.	6.5	7.9
Brian Kulas	G	So.	10.0	6.6
Walter Holt	G	Jr.	6.0	2.7
<i>Top Subs</i>				
Dave Leichtfuss	G	Jr.	5.8	5.1
Steve Radke	C	Jr.	3.6	4.5

## 1958

Robert Litzow	F	Sr.	14.7	3.7
Robert Barneson	F	So.	6.7	6.0
Ray Gross	C	Jr.	6.4	7.1
Walter Holt	G	Sr.	13.4	3.7
Brian Kulas	G	Jr.	9.4	5.5
<i>Top Subs</i>				
Sam Barnard	C	So.	6.9	3.8

## 1959

Robert Barneson	F	Jr.	12.3	7.2
Jim Biggs	F	So.	8.7	3.6
Fred Clow	C	Jr.	3.1	4.6
Brian Kulas	G	Sr.	15.8	5.0
Steve Stephens	G	Sr.	4.5	2.2
<i>Top Subs</i>				
Rick Murray	G	Jr.	6.9	1.9
Ivan Jefferson	F	So.	6.3	5.2
Bob Serbiak	G	Jr.	4.1	1.4

## 1960

Tom Hughbanks	F	So.	13.0	8.7
Robert Barneson	F	Sr.	10.7	6.0
Fred Clow	C	Sr.	8.6	9.8
Marty Gharritty	G	So.	13.0	3.1
John Ulwelling	G	So.	10.1	2.6
<i>Top Subs</i>				
Frank Burks	F	So.	11.4	8.5
Rick Murray	F	Sr.	4.2	1.2
Bob Powers	G	So.	3.9	1.6

## 1961

Tom Hughbanks	F	Jr.	13.1	8.6
Dave Vandermeulen	F	Sr.	7.3	5.4
Tom Gwyn	C	So.	6.9	7.6
Ken Siebel	G	So.	11.8	7.2
Dick Dutriasac	G	Sr.	8.1	2.7
<i>Top Subs</i>				
Ron Jackson	G	Fr.	13.9	7.4
John Ulwelling	G	Jr.	7.6	2.8
Jim Biggs	F	Sr.	5.4	1.2

## 1962

Ken Siebel	F	Jr.	16.3	7.1
Tom Hughbanks	F	Sr.	9.7	5.3
Jack Brens	C	So.	10.4	7.9
Don Hearden	G	So.	11.7	2.5
Mike O'Melia	G	So.	7.5	2.5
<i>Top Subs</i>				
Tom Gwyn	F	Jr.	9.0	8.0
Lonnie Ostrom	G	Jr.	5.6	3.4

## 1963

Ken Siebel	F	Sr.	17.8	8.9
Tom Gwyn	F	Sr.	10.9	11.1
Jack Brens	C	Jr.	17.8	12.8
Dave Grams	G	Jr.	8.4	2.3
Mike O'Melia	G	Jr.	6.5	2.2
<i>Top Subs</i>				
Don Hearden	G	Jr.	9.1	1.5
Bob Johnson	C	Jr.	5.2	4.3

## 1964

Ken Gustafson	F	So.	14.9	9.8
Dave Roberts	F	So.	8.3	5.8
Mark Zubor	C	So.	11.9	7.5
Mike O'Melia	G	Sr.	8.9	2.8
Jim Bohlen	G	Jr.	6.5	2.4
<i>Top Subs</i>				
Jack Brens	C	Sr.	16.4	10.6
Don Hearden	F	Sr.	8.2	1.8
Dave Grams	G	Sr.	6.7	1.4

# STARTING LINEUPS

## 1965

Ken Barnes	F	Jr.	15.3	8.8
Ken Gustafson	F	Jr.	10.4	6.5
Mark Zubor	C	Jr.	15.7	8.2
Jim Bohan	G	Sr.	13.0	2.6
Dennis Sweeney	G	So.	6.6	2.5
<i>Top Subs</i>				
Dave Roberts	F	Jr.	7.4	5.5
Keith Stelter	F	So.	6.9	5.1
Paul Morenz	G	Jr.	5.6	1.3

## 1966

Joe Franklin	F	So.	11.8	9.8
Ken Barnes	F	Sr.	11.1	7.0
Mark Zubor	C	Sr.	11.2	6.6
Ken Gustafson	G	Sr.	13.8	4.9
Mike Carlin	G	So.	10.3	3.0
<i>Top Subs</i>				
Dennis Sweeney	G	Jr.	6.7	2.6
Paul Morenz	G	Sr.	5.2	1.0

## 1967

Chuck Nagle	F	So.	19.3	8.0
Joe Franklin	F	Jr.	16.1	12.0
James Johnson	C	So.	11.7	5.3
Jim McCallum	G	Jr.	9.6	2.9
Mike Carlin	G	Jr.	9.2	2.7
<i>Top Subs</i>				
Dennis Sweeney	G	Sr.	5.6	2.4
Eino Hendrickson	C	So.	4.3	5.7
Tom Mitchell	F	So.	4.2	1.5

## 1968

Joe Franklin	F	Sr.	22.7	13.9
Chuck Nagle	F	Jr.	14.2	4.4
James Johnson	C	Jr.	16.9	8.0
Mike Carlin	G	Sr.	9.4	2.3
John Schell	G	Jr.	5.0	2.6
<i>Top Subs</i>				
Mel Riddick	G	So.	6.5	2.8
Jim McCallum	G	Sr.	3.1	1.1
Tom Mitchell	G	Jr.	2.7	1.5

## 1969

Chuck Nagle	F	Sr.	10.9	4.3
James Johnson	F	Sr.	19.2	8.8
Craig Mayberry	C	Jr.	6.3	5.7
Clarence Sherrod	G	So.	12.5	6.7
Tom Mitchell	G	Sr.	2.6	1.4
<i>Top Subs</i>				
Albert Henry	C	Jr.	8.4	5.0
Keith Burington	G	Sr.	5.7	1.7
Ted Voigt	F	Sr.	3.9	3.0

## 1970

Lloyd Adams	F	So.	11.0	6.5
Lee Oler	F	So.	9.5	4.9
Albert Henry	C	Sr.	15.0	11.0
Clarence Sherrod	G	Jr.	22.4	7.3
Bob Frasor	G	So.	5.9	3.0
<i>Top Subs</i>				
Dennis Conlon	G	Jr.	5.3	2.0
Craig Mayberry	F	Sr.	5.2	5.3

## 1971

Leon Howard	F	So.	14.8	8.5
Gary Watson	F	So.	12.0	8.3
Glen Richgels	C	Sr.	12.1	10.6
Clarence Sherrod	G	Sr.	23.8	7.6
Bob Frasor	G	Jr.	6.8	3.0
<i>Top Subs</i>				
Lee Oler	F	Jr.	7.5	3.1
Dennis Conlon	G	Sr.	6.0	1.7
Jim DeCremer	F	Sr.	3.4	2.5

## 1972

Leon Howard	F	Jr.	16.4	7.8
Kerry Hughes	F	So.	7.1	4.3
Kim Hughes	C	So.	11.7	10.0
Lee Older	G	Sr.	12.6	5.1
Bob Frasor	G	Sr.	10.4	3.0
<i>Top Subs</i>				
Gary Watson	F	Jr.	14.6	7.3
Gary Anderson	G	So.	7.3	4.3
Lamont Weaver	G	So.	5.9	1.8

## 1973

Leon Howard	F	Sr.	18.0	6.5
Kerry Hughes	F	Jr.	13.1	9.5
Kim Hughes	C	Jr.	13.8	12.6
Gary Anderson	G	Jr.	9.0	4.5
Marcus McCoy	G	So.	7.8	4.2
<i>Top Subs</i>				
Lamont Weaver	G	Jr.	6.4	2.7
Bruce McCauley	G	So.	5.2	1.4

## 1974

Dale Koehler	F	So.	12.6	8.1
Kerry Hughes	F	Sr.	10.6	9.2
Kim Hughes	C	Sr.	15.3	11.1
Gary Anderson	G	Sr.	13.5	3.8
Marcus McCoy	G	Jr.	8.3	3.9
<i>Top Subs</i>				
Lamont Weaver	G	Sr.	7.3	2.3
Rick Piacenza	F	Jr.	3.4	2.0

## 1975

Marcus McCoy	F	Sr.	13.1	7.1
Bob Luchsinger	F	Sr.	6.8	2.5
Dale Koehler	C	Jr.	18.2	10.1
Bruce McCauley	G	Sr.	16.7	3.2
Brian Colbert	G	Fr.	4.9	1.6
<i>Top Subs</i>				
Tim Paterick	G	Jr.	4.7	1.2
Bob Johnson	C	Jr.	3.7	3.5

## 1976

Dale Koehler	F	Sr.	19.4	10.1
Bill Pearson	F	So.	6.1	6.1
Bob Johnson	C	Sr.	6.8	5.9
James Smith III	G	Fr.	8.2	1.5
Bob Falk	G	Jr.	7.2	2.0
<i>Top Subs</i>				
Al Rudd	C	Fr.	8.6	4.8
Brian Colbert	G	So.	8.6	1.8

## 1977

James Gregory	F	Fr.	15.9	10.0
Joe Chnelich	F	Fr.	11.9	8.8
Ray Snyder	C	Fr.	5.3	5.5
Bob Falk	G	Sr.	11.9	2.3
Arnold Gaines	G	Fr.	8.1	2.8
<i>Top Subs</i>				
Bill Pearson	F	Jr.	6.6	4.8
James Smith III	G	So.	5.9	1.2

## 1978

Joe Chnelich	F	So.	10.2	6.7
Bill Pearson	F	Sr.	9.2	6.1
Larry Petty	C	Fr.	5.0	4.7
Arnold Gaines	G	So.	11.3	2.1
James Smith III	G	Jr.	7.6	1.4
<i>Top Subs</i>				
Wes Matthews	G	Fr.	14.5	3.4
James Gregory	F	So.	11.8	7.3

## 1979

Claude Gregory	F	So.	15.1	8.7
Joe Chnelich	F	Jr.	10.6	8.2
Larry Petty	C	So.	9.9	6.9
Wes Matthews	G	So.	18.5	2.6
Arnold Gaines	G	Jr.	6.9	2.8
<i>Top Subs</i>				
Dan Hastings	G	So.	4.1	1.1
James Smith	F	Fr.	2.7	2.5

## 1980

Claude Gregory	F	Jr.	18.4	8.8
Joe Chnelich	F	Sr.	10.3	7.2
Larry Petty	C	Jr.	8.7	6.0
Wes Matthews	G	Jr.	19.6	2.6
Dan Hastings	G	Jr.	6.3	1.8
<i>Top Subs</i>				
John Bailey	G	So.	2.4	0.4
Arnold Gaines	G	Sr.	1.7	1.5

## 1981

Claude Gregory	F	Sr.	20.4	9.2
Mike Kreklow	F	So.	3.3	1.5
Larry Petty	C	Sr.	15.3	8.6
John Bailey	G	Jr.	12.3	2.3
Greg Dandridge	G	So.	4.4	2.3
<i>Top Subs</i>				
Dan Hastings	G	Sr.	5.4	2.0
Keith Mitchell	F	Jr.	2.4	2.2

## 1982

Brad Sellers	F	Fr.	14.0	9.4
Cory Blackwell	F	Fr.	13.5	5.1
Keith Mitchell	C	Sr.	5.3	5.1
John Bailey	G	Sr.	12.9	2.1
Carl Golston	G	Fr.	9.0	1.9
<i>Top Subs</i>				
Scott Roth	F	Fr.	4.2	1.9
John Ploss	C	Fr.	2.4	1.9

# STARTING LINEUPS

## 1983

Cory Blackwell	F	So.	18.3	7.4
Brad Sellers	F	So.	16.4	7.8
John Ploss	C	So.	1.3	1.3
Rick Olson	G	Fr.	11.0	1.5
Scott Roth	G	So.	5.8	3.4
<i>Top Subs</i>				
Jim Smith	F	Fr.	4.9	2.2
David Miller	G	Fr.	4.6	2.1

## 1984

Cory Blackwell	F	Jr.	18.9	8.7
Scott Roth	F	Jr.	13.5	3.0
John Ploss	C	Jr.	2.4	2.4
Rick Olson	G	So.	14.0	1.6
David Miller	G	So.	9.7	4.1
<i>Top Subs</i>				
Mike Heineman	G	Fr.	3.6	2.4
Gregg Steinhaus	F	So.	2.7	1.2

## 1985

Scott Roth	F	Sr.	18.3	3.1
J.J. Weber	F	So.	7.4	5.8
John Ploss	C	Sr.	5.9	3.6
Rick Olson	G	Jr.	16.7	1.9
Mike Heineman	G	So.	7.2	4.7
<i>Top Subs</i>				
Robert Barnes	F	Fr.	4.7	3.5
Shelton Smith	G	Fr.	3.9	1.0

## 1986

J.J. Weber	F	Jr.	11.8	5.8
Rod Ripley	F	Jr.	8.7	6.9
Gregg Steinhaus	C	Sr.	7.1	3.1
Rick Olson	G	Sr.	20.4	2.4
Mike Heineman	G	Jr.	7.9	3.5
<i>Top Subs</i>				
Shelton Smith	G	So.	13.2	1.6
Tom Molaski	G	So.	4.4	2.7

## 1987

Danny Jones	F	Fr.	8.2	3.2
Rod Ripley	F	Sr.	5.9	4.8
J.J. Weber	C	Sr.	15.1	8.1
Mike Heineman	G	Sr.	10.3	4.5
Trent Jackson	G	So.	12.5	1.3
<i>Top Subs</i>				
Shelton Smith	G	Jr.	11.5	1.7
Kurt Portmann	F	Fr.	3.7	2.2
Tom Molaski	F	Jr.	3.0	2.0

## 1988

Danny Jones	F	So.	17.0	4.7
Kurt Portmann	F	So.	5.4	3.6
Darin Schubring	C	Jr.	3.3	3.6
Trent Jackson	G	Jr.	19.5	3.8
Tom Molaski	G	Jr.	5.6	3.8
<i>Top Subs</i>				
Tim Locum	G	Fr.	6.7	1.5
Rodney Tapp	G	Sr.	5.5	1.8

## 1989

Danny Jones	F	Jr.	20.4	4.7
Willie Simms	F	So.	6.3	3.3
Kurt Portmann	C	Jr.	4.5	3.7
Trent Jackson	G	Sr.	19.1	3.0
Tom Molaski	G	Sr.	5.0	2.8
<i>Top Subs</i>				
Tim Locum	G	So.	8.8	2.4
Patrick Tompkins	C	So.	5.3	3.8
Darin Schubring	C	Sr.	3.5	1.6

## 1990

Danny Jones	F	Sr.	17.7	4.5
Willie Simms	F	Jr.	13.3	4.8
Patrick Tompkins	C	Jr.	6.6	6.4
Tim Locum	G	Jr.	9.8	2.3
Larry Hisle	G	Fr.	4.5	1.4
<i>Top Subs</i>				
Brian Good	G	So.	5.7	0.7
Kurt Portmann	C	Sr.	3.7	4.3
Billy Douglass	G	So.	2.8	1.3

## 1991

Willie Simms	F	Sr.	14.5	5.1
John Ellenson	F	Sr.	6.7	2.8
Patrick Tompkins	C	Sr.	14.1	8.8
Tim Locum	G	Sr.	11.0	2.5
Larry Hisle	G	So.	8.7	2.2
<i>Top Subs</i>				
Carlton McGee	F	Fr.	5.0	1.7
Jay Peters	G	Jr.	3.0	0.9
Billy Douglass	G	Jr.	2.1	1.1

## 1992

Carlton McGee	F	So.	10.6	4.4
Billy Douglass	F	Sr.	4.5	2.3
Grant Johnson	C	So.	2.9	3.2
Tracy Webster	G	So.	17.3	3.7
Michael Finley	G	Fr.	12.3	4.9
<i>Top Subs</i>				
Louis Ely	C	Jr.	6.5	3.3
Brian Good	G	Sr.	5.9	0.4
Jay Peters	G	Sr.	3.0	1.6

## 1993

Michael Finley	F	So.	22.1	5.8
Brian Kelley	F	So.	5.0	4.1
Damon Harrell	C	Sr.	4.6	3.2
Tracy Webster	G	Jr.	14.1	3.4
Andy Kilbride	G	So.	6.7	1.3
<i>Top Subs</i>				
Jason Johnsen	G	Jr.	6.7	1.4
Louis Ely	C	Sr.	6.3	3.7

## 1994

Michael Finley	F	Jr.	20.4	6.7
Brian Kelley	F	Jr.	5.3	4.6
Rashard Griffith	C	Fr.	13.9	8.5
Tracy Webster	G	Sr.	11.4	2.7
Andy Kilbride	G	Jr.	7.4	2.6
<i>Top Subs</i>				
Jeff Petersen	F/C	Sr.	8.1	4.2
Jalil Roberts	F/G	Fr.	5.5	2.2

## TALE OF THE TAPE

### The Tallest

7-0	Eino Hendrickson ...	1967, 68, 70
	Bob Hinga .....	1973
	Grant Johnson ....	1991, 92, 93, 94
6-11	Kim Hughes .....	1972, 73, 74
	Kerry Hughes .....	1972, 73, 74
	Mark Newburg ..	1976, 77, 79, 80
	Brad Sellers .....	1982, 83
	Kurt Portmann ...	1987, 88, 89, 90
	Rashard Griffith .....	1994, 95
6-10	Donald Timmerman .....	1940, 41
	Al Rudd .....	1976
	Scott Plondke .....	1984
	Darin Schubring ..	1986, 87, 88, 89
	Jeff Petersen .....	1992, 93
	Sean Daugherty .....	1995

### The Shortest

5-7	Eugene Mathews .....	1945, 1946
	Arthur Rizzi .....	1947
	Mike Daly .....	1953, 54
5-8	Paul Bronson .....	1943
	Arthur Rizzi .....	1946
	Steven Stephens .....	1956
	Ronald Weisner .....	1952, 53
5-9	Edward Downs .....	1942, 43
	David Mills .....	1959
	Carl Golston .....	1982


### The Heaviest

270	Rashard Griffith .....	1995
255	Patrick Tompkins .....	1991
	Brian Kelley .....	1995
245	Bob Hinga .....	1973
	Larry Petty .....	1979
	Brian Kelley .....	1992
244	Grant Johnson .....	1993

### The Lightest

132	Eugene Mathews .....	1946
140	Richard Box .....	1960
144	Mike Daly .....	1953
145	James Bohlen .....	1963
148	Mickey McKichan .....	1958

Heights and weights not available prior to 1940.



# RECORDS



# CAREER TOP TENS

## Games Played

- 118 Tim Locum, 1988-91
- 118 Danny Jones, 1987-90
- 118 Kurt Portmann, 1987-90
- 113 Tom Molaski, 1986-89
- 112 Rick Olson, 1983-86
- 110 Claude Gregory, 1978-81
- 110 Larry Petty, 1978-81
- 109 Scott Roth, 1982-85
- 109 Joe Chrnlich, 1977-80
- 105 Dan Hastings, 1978-81
- 105 J.J. Weber, 1984-87

## Games Started

- 112 Rick Olson, 1983-86
- 109 Danny Jones, 1987-90
- 108 Joe Chrnlich, 1977-80
- 99 Larry Petty, 1978-81
- 88 Tracy Webster, 1992-94
- 88 Claude Gregory, 1978-81
- 85 **Michael Finley, 1992-**
- 83 Willie Simms, 1988-91
- 83 J.J. Weber, 1984-87
- 79 Cory Blackwell, 1982-84

## Minutes

- 3,962 Rick Olson, 1983-86
- 3,623 Danny Jones, 1987-90
- 3,410 Claude Gregory, 1978-81
- 3,392 Larry Petty, 1978-81
- 2,945 **Michael Finley, 1992-**
- 2,943 Tracy Webster, 1992-94
- 2,940 Scott Roth, 1982-85
- 2,927 Trent Jackson, 1986-89
- 2,909 Cory Blackwell, 1982-84
- 2,874 Tim Locum, 1988-91

## Points

- 1,854 Danny Jones, 1987-90
- 1,745 Claude Gregory, 1978-81
- 1,736 Rick Olson, 1983-86
- 1,593 **Michael Finley, 1992-**
- 1,545 Trent Jackson, 1986-89
- 1,408 Clarence Sherrod, 1969-71
- 1,405 Cory Blackwell, 1982-84
- 1,264 Tracy Webster, 1992-94
- 1,251 Wes Matthews, 1978-80
- 1,215 Joe Franklin, 1966-68

## Scoring Average

- 19.6 Clarence Sherrod, 1969-71
- 18.1 **Michael Finley, 1992-**
- 18.1 Wes Matthews, 1978-80
- 16.9 Cory Blackwell, 1982-84
- 16.9 Joe Franklin, 1966-68
- 16.6 Leon Howard, 1971-73
- 15.9 James Johnson, 1967-69
- 15.9 Claude Gregory, 1978-81
- 15.7 Danny Jones, 1987-90
- 15.6 Trent Jackson, 1986-89

## Field Goals

- 729 Rick Olson, 1983-86
- 723 Danny Jones, 1987-90
- 656 Claude Gregory, 1978-81
- 563 Cory Blackwell, 1982-84
- 561 **Michael Finley, 1992-**
- 557 Trent Jackson, 1986-89
- 500 Clarence Sherrod, 1969-71
- 489 Wes Matthews, 1978-80
- 465 Joe Chrnlich, 1977-80
- 459 Joe Franklin, 1966-68

## Field Goal Attempts

- 1,535 Rick Olson, 1983-86
- 1,492 Claude Gregory, 1978-81
- 1,351 Danny Jones, 1987-90
- 1,234 Cory Blackwell, 1982-84
- 1,230 Clarence Sherrod, 1969-71
- 1,218 Bob Litzow, 1956-58
- 1,211 **Michael Finley, 1992-**
- 1,206 Trent Jackson, 1986-89
- 1,199 Don Rehfeldt, 1947-50
- 1,088 Ab Nicholas, 1950-52

## Field Goal Percentage

- (min. 500 attempts)
- .573 P. Tompkins (306-534), 1988-91
  - .545 Willie Simms (391-717), 1988-91
  - .535 Danny Jones (723-1351), 1987-90
  - .527 J.J. Weber (405-768), 1984-87
  - .512 Joe Chrnlich (465-908), 1977-80
  - .493 M. Heineman (262-532), 1984-87
  - .493 Brad Sellers (356-723), 1982-83
  - .491 Scott Roth (455-927), 1982-85
  - .481 Tim Locum (342-711), 1988-91
  - .477 W. Matthews (489-1026), 1978-80

## 3-Point Field Goals

- 227 Tim Locum, 1988-91
- 193 Trent Jackson, 1986-89
- 167 Tracy Webster, 1992-94
- 155 **Michael Finley, 1992-**
- 108 **Andy Kilbride, 1992-**
- 94 Brian Good, 1989-92
- 71 Jason Johnsen, 1991-94
- 59 Shelton Smith, 1985-87
- 51 Larry Hisle, 1990-91
- 36 John Ellenson, 1989-91

## 3-Point Field Goal Attempts

- 481 Tim Locum, 1988-91
- 430 Trent Jackson, 1986-89
- 427 **Michael Finley, 1992-**
- 406 Tracy Webster, 1992-94
- 254 **Andy Kilbride, 1992-**
- 218 Brian Good, 1989-92
- 190 Jason Johnsen, 1991-94
- 149 Larry Hisle, 1990-91
- 139 Shelton Smith, 1985-87
- 91 John Ellenson, 1989-91

## 3-Point Field Goal Percentage

- (min. 60 attempts)
- .475 Mike Heineman (29-61), 1984-87
  - .472 Tim Locum (227-481), 1988-91
  - .449 Trent Jackson (193-430), 1986-89
  - .431 Brian Good (94-218), 1989-92
  - .425 **Andy Kilbride (108-254), 1992-**
  - .424 Shelton Smith (59-139), 1985-87
  - .411 Tracy Webster (167-406), 1992-94
  - .396 John Ellenson (36-91), 1989-91
  - .374 Jason Johnsen (71-190), 1991-94
  - .366 Jay Peters (30-82), 1991-92

## Free Throws

- 433 Claude Gregory, 1978-81
- 408 Danny Jones, 1987-90
- 408 Clarence Sherrod, 1969-71
- 316 **Michael Finley, 1992-**
- 316 Dick Cable, 1952-55
- 307 Paul Morrow, 1952-54
- 301 James Johnson, 1967-69
- 299 Leon Howard, 1971-73
- 297 Joe Franklin, 1966-68
- 282 Ken Siebel, 1961-63

# CAREER TOP TENS

## Free Throw Attempts

1. 599 Danny Jones, 1987-90
2. 586 Claude Gregory, 1978-81
3. 522 Clarence Sherrod, 1969-71
4. 476 Joe Franklin, 1966-68
5. 449 Paul Morrow, 1952-54
6. 429 James Johnson, 1967-69
7. 423 Leon Howard, 1971-73
8. 422 Ab Nicholas, 1950-52
9. **412 Michael Finley, 1992-**
10. 410 Ken Siebel, 1961-63

## Free Throw Percentage

(min. 175 attempts)

1. .870 Rick Olson (260-299), 1983-86
2. .856 Tim Locum (166-194), 1988-91
3. .817 Wes Matthews (273-334), 1978-80
4. .804 Mike Carlin (172-214), 1966-68
5. .801 Dick Miller (246-307), 1954-56
6. .782 C. Sherrod (408-522), 1969-71
7. .775 Tracy Webster (207-267), 1992-94
8. .773 Trent Jackson (238-308), 1986-89
9. **.767 Michael Finley (316-412), 1992-**
10. .766 Lee Oler (164-214), 1970-72

## Rebounds

1. 904 Claude Gregory, 1978-81
2. 858 Joe Franklin, 1966-68
3. 841 Joe Chernelich, 1977-80
4. 806 Kim Hughes, 1972-74
5. 718 Larry Petty, 1978-81
6. 641 Tom Gwyn, 1961-63
7. 592 J.J. Weber, 1984-87
8. 586 Cory Blackwell, 1982-84
9. 574 Jack Brens, 1962-64
10. 529 James Johnson, 1967-69

## Rebounding Average

(min. 500 rebounds)

1. 11.9 Joe Franklin, 1966-68
2. 11.2 Kim Hughes, 1972-74
3. 10.4 Jack Brens, 1962-64
4. 8.9 Tom Gwyn, 1961-63
5. 8.7 Dale Koehler, 1973-76
6. 8.2 Claude Gregory, 1978-81
7. 7.8 Kerry Hughes, 1972-74
8. 7.7 Joe Chernelich, 1977-80
9. 7.6 Ken Siebel, 1961-63
- 7.6 Leon Howard, 1971-73

## Assists

1. 501 Tracy Webster, 1992-94
2. 388 Mike Heineman, 1984-87
3. 335 Tom Molaski, 1986-89
4. 290 Arnold Gaines, 1977-80
5. **263 Michael Finley, 1992-**
6. 261 Trent Jackson, 1986-89
7. 259 Rick Olson, 1983-86
8. 255 Scott Roth, 1982-85
- 255 Wes Matthews, 1978-80
10. 250 Willie Simms, 1988-91

## Blocked Shots

1. 120 Brad Sellers, 1982-83
2. 102 Kurt Portmann, 1987-90
3. 95 J.J. Weber, 1984-87
4. 92 Louis Ely, 1991-93
5. 67 Claude Gregory, 1978-81
6. **66 Rashard Griffith, 1994-**
7. **63 Michael Finley, 1992-**
- 63 Grant Johnson, 1991-94
9. 55 Larry Petty, 1978-81
10. 54 Danny Jones, 1987-90

## Steals

1. 183 Tracy Webster, 1992-94
2. 151 Trent Jackson, 1986-89
3. 131 Claude Gregory, 1978-81
4. **116 Michael Finley, 1992-**
5. 113 Wes Matthews, 1978-80
6. 110 Tom Molaski, 1986-89
7. 102 Rick Olson, 1983-86
8. 101 Cory Blackwell, 1982-84
9. 99 Tim Locum, 1988-91
10. 98 Scott Roth, 1982-85


Active players in bold.

## Career Games in Double Figures

1. Danny Jones, 1987-90 ..... 91
2. Rick Olson, 1983-86 ..... 80
- Claude Gregory, 1978-81 ..... 80
4. Trent Jackson, 1986-89 ..... 78
5. Michael Finley, 1992- ..... 76

## Consecutive Games in Double Figures

1. Clarence Sherrod, 1970-71 ... 40
2. Cory Blackwell, 1983-84 ..... 36
3. Danny Jones, 1989-90 ..... 33
4. Dale Koehler, 1975-76 ..... 28
5. Trent Jackson, 1987-88 ..... 27



Rick Olson is UW's career leader in five categories, including field goals (729) and free throw percentage (.870).

# SEASON TOP TENS

## Games Played

1. 31 Michael Finley, 1992
- 31 Tracy Webster, 1992
- 31 Grant Johnson, 1992
- 31 Billy Douglass, 1990
- 31 Larry Hisle, 1990
- 31 Danny Jones, 1990
- 31 Kurt Portmann, 1990
- 31 Danny Jones, 1987
- 31 Rod Ripley, 1987
- 31 Shelton Smith, 1987
- 31 J.J. Weber, 1987

## Games Started

1. 31 Tracy Webster, 1992
- 31 Danny Jones, 1990
- 31 J.J. Weber, 1987
4. 30 Willie Simms, 1990
- 30 Patrick Tompkins, 1990
- 30 Trent Jackson, 1989
- 30 Danny Jones, 1989
8. 29 Four players

## Minutes

1. 1,099 Trent Jackson, 1989
2. 1,091 Patrick Tompkins, 1991
3. 1,077 Tracy Webster, 1992
4. 1,062 Danny Jones, 1989
5. 1,046 Michael Finley, 1994
6. 1,045 Cory Blackwell, 1983
6. 1,043 Danny Jones, 1990
7. 1,032 Trent Jackson, 1988
8. 1,030 Rick Olson, 1984
9. 1,009 Brad Sellers, 1983
10. 1,001 Claude Gregory, 1980

## Points

1. 620 Michael Finley, 1993
2. 611 Danny Jones, 1989
3. 592 Michael Finley, 1994
4. 574 Trent Jackson, 1989
5. 571 Rick Olson, 1986
6. 570 Clarence Sherrod, 1971
7. 550 Claude Gregory, 1981
8. 549 Wes Matthews, 1980
9. 548 Danny Jones, 1990
10. 546 Trent Jackson, 1988

## Scoring Average

1. 23.8 Clarence Sherrod, 1971
2. 22.7 Joe Franklin, 1968
3. 22.4 Clarence Sherrod, 1970
4. 22.1 Michael Finley, 1993
5. 20.4 Michael Finley, 1994
- 20.4 Danny Jones, 1989
- 20.4 Rick Olson, 1986
- 20.4 Claude Gregory, 1981
9. 20.2 Dick Cable, 1955
10. 19.8 Don Rehfeldt, 1950

## Field Goals

1. 237 Rick Olson, 1986
2. 231 Danny Jones, 1989
3. 223 Michael Finley, 1993
4. 215 Danny Jones, 1990
- 215 Cory Blackwell, 1983
6. 211 Wes Matthews, 1980
- 211 Clarence Sherrod, 1971
8. 208 Michael Finley, 1994
9. 202 Joe Franklin, 1968
10. 201 Trent Jackson, 1989
- 201 Cory Blackwell, 1984

## Field Goal Attempts

1. 519 Clarence Sherrod, 1971
2. 505 Don Rehfeldt, 1960
3. 485 Rick Olson, 1986
4. 478 Michael Finley, 1993
5. 468 Bob Litzow, 1957
6. 465 Cory Blackwell, 1983
7. 449 Danny Jones, 1989
8. 446 Michael Finley, 1994
9. 439 Cory Blackwell, 1984
10. 438 Clarence Sherrod, 1970
- 438 Claude Gregory, 1981

## Field Goal Percentage

- (min. 100 attempts)
1. .636 Patrick Tompkins (164-258), 1991
  2. .611 Louis Ely (80-131), 1993
  3. .592 Jeff Petersen (93-157), 1994
  4. .573 Willie Simms (153-267), 1991
  5. .570 Al Rudd (81-142), 1976
  - .570 Danny Jones (176-309), 1988
  7. .562 J.J. Weber (182-324), 1987
  8. .558 Danny Jones (101-181), 1987
  - .558 Kurt Portmann (63-113), 1989
  10. .554 Carlton McGee (123-222), 1992

## 3-Point Field Goals

1. 75 Tracy Webster, 1992
2. 74 Trent Jackson, 1988
3. 73 Trent Jackson, 1989
4. 67 Tim Locum, 1990
5. 66 Michael Finley, 1994
6. 65 Tim Locum, 1991
7. 63 Michael Finley, 1993
8. 59 Shelton Smith, 1987
9. 54 Andy Kilbride, 1994
- 54 Tim Locum, 1989

## 3-Point Field Goal Attempts

1. 182 Michael Finley, 1994
2. 173 Michael Finley, 1993
3. 164 Trent Jackson, 1988
4. 163 Trent Jackson, 1989
5. 153 Tracy Webster, 1992
6. 143 Tim Locum, 1990
7. 139 Shelton Smith, 1987
8. 134 Tracy Webster, 1993
- 134 Tim Locum, 1991
10. 131 Andy Kilbride, 1994

## 3-Point Field Goal Percentage

- (min. 60 attempts)
1. .490 Tracy Webster (75-153), 1992
  2. .486 Tim Locum (54-111), 1989
  3. .485 Tim Locum (65-134), 1991
  4. .475 Mike Heineman (29-61), 1987
  5. .469 Tim Locum (67-143), 1990
  6. .458 Andy Kilbride (49-107), 1993
  - .458 Brian Good (38-83), 1992
  8. .451 Trent Jackson (74-164), 1988
  9. .448 Trent Jackson (73-163), 1989
  10. .441 Tim Locum (41-93), 1988

## Free Throws

1. 168 Clarence Sherrod, 1970
2. 152 Claude Gregory, 1981
3. 149 Danny Jones, 1989
4. 148 Clarence Sherrod, 1970
5. 145 Dick Miller, 1956
6. 140 Joe Franklin, 1968
- 140 Claude Gregory, 1980
8. 134 James Johnson, 1969
9. 130 Dick Cable, 1955
10. 127 Wes Matthews, 1980
- 127 Cory Blackwell, 1984

# SEASON TOP TENS

## Free Throw Attempts

1. 210 Joe Franklin, 1968
2. 202 Clarence Sherrod, 1970
- 202 Claude Gregory, 1981
4. 200 Clarence Sherrod, 1971
5. 199 Danny Jones, 1989
6. 192 James Johnson, 1969
7. 189 Claude Gregory, 1980
8. 188 Danny Jones, 1990
9. 181 Cory Blackwell, 1984
- 181 Dick Cable, 1956

## Free Throw Percentage

(min. 50 made)

1. .905 Brian Good (57-63), 1990
2. .894 Rick Olson (59-66), 1984
3. .890 Rick Olson (72-82), 1985
4. .888 Wes Matthews (127-143), 1980
5. .882 Rick Olson (97-110), 1986
6. .864 Tim Locum (51-59), 1991
7. .841 Chuck Nagle (53-63), 1969
8. .832 Clarence Sherrod (168-202), 1970
9. .830 Trent Jackson (88-106), 1988
10. .828 Brad Sellers (82-99), 1983

## Rebounds

1. 344 Jim Clinton, 1951
2. 334 Joe Franklin, 1968
3. 306 Jack Brens, 1963
4. 301 Kim Hughes, 1973
5. 290 Paul Morrow, 1952
6. 289 Joe Franklin, 1967
7. 270 James Gregory, 1977
8. 267 Tom Gwyn, 1963
9. 266 Kim Hughes, 1974
10. 265 Albert Henry, 1970

## Rebounding Average

1. 15.6 Jim Clinton, 1951
2. 13.9 Joe Franklin, 1968
3. 13.2 Paul Morrow, 1952
4. 12.8 Jack Brens, 1963
5. 12.5 Kim Hughes, 1973
6. 12.0 Joe Franklin, 1967
7. 11.3 Ab Nicholas, 1951
8. 11.1 Tom Gwyn, 1963
- 11.1 Kim Hughes, 1974
10. 11.0 Albert Henry, 1970

## Assists

1. 179 Tracy Webster, 1993
2. 171 Tracy Webster, 1994
3. 151 Tracy Webster, 1992
4. 137 Mike Heineman, 1987
5. 118 Wes Matthews, 1980
6. 111 Mike Heineman, 1985
7. 108 Tom Molaski, 1989
8. 106 Wes Matthews, 1979
9. 104 Tom Molaski, 1988
10. 101 Trent Jackson, 1989


## Blocked Shots

1. 68 Brad Sellers, 1983
2. **66 Rashard Griffith, 1994**
3. 52 Brad Sellers, 1982
4. 45 J.J. Weber, 1987
5. 41 Louis Ely, 1992
6. 34 Kurt Portmann, 1989
7. 31 Louis Ely, 1993
8. 30 Kurt Portmann, 1990
9. 27 Grant Johnson, 1992
10. 26 Claude Gregory, 1981


## Steals

1. 69 Tracy Webster, 1994
2. 66 Tracy Webster, 1993
3. 59 Trent Jackson, 1988
4. 53 Wes Matthews, 1979
5. 50 Trent Jackson, 1989
6. **49 Michael Finley, 1993**
7. 48 Tracy Webster, 1992
8. 45 Claude Gregory, 1979
9. 43 Scott Roth, 1984
10. 42 Wes Matthews, 1980
- 42 Tom Molaski, 1988

Active players in bold.



Patrick Tompkins established the season record for field goal percentage when he registered a .636 mark in 1991.



Jim Clinton set a school record by averaging 15.6 rebounds during the 1951 season.

---

---

# SINGLE-GAME TOP TENS

---

## Points

- 42 Ken Barnes vs. Indiana, 3/8/65
- 39 Rick Olson vs. Michigan, 1/14/84
- 38 Dale Koehler vs. Iowa, 2/1/75
- 38 Joe Franklin vs. Michigan State, 1/16/68
- 37 Chuck Nagle vs. Michigan, 3/4/67
- 36 **Michael Finley vs. Missouri, 3/19/94**
- 36 Tracy Webster vs. Southeast Missouri State, 11/25/91
- 36 Dale Koehler vs. Michigan, 2/2/76
- 35 Rick Olson vs. San Francisco State, 12/2/85
- 35 Claude Gregory vs. Kentucky State, 12/5/80
- 35 Jack Brens vs. Indiana, 2/25/63
- 35 Clarence Sherrod vs. Iowa, 2/10/70
- 35 Don Rehfeldt vs. Northwestern, 2/11/50

---

## Points in a Half

- 28 Dale Koehler (2nd) at Michigan, 2/2/76
- 27 Marty Gharrity (2nd) vs. Loyola (IL), 12/12/59
- 25 **Michael Finley (1st) vs. Michigan State, 2/2/94**
- 24 Tracy Webster (2nd) vs. Southeast Missouri State, 11/25/91
- 23 Rick Olson (1st) vs. Michigan, 1/14/83
- 23 Clarence Sherrod (2nd) at Iowa, 2/10/70
- 23 Joe Franklin (2nd) vs. Illinois, 3/11/67
- 23 Ken Barnes (1st) vs. Indiana, 3/8/65
- 22 **Michael Finley (2nd) vs. UW-Green Bay, 12/5/92**
- 21 By several players

---

## Field Goals

- 17 Rick Olson vs. San Francisco State, 12/2/85
- 16 Bob Litzow vs. Indiana, 2/10/58
- 15 Rick Olson at Michigan State, 1/30/86
- 15 Rick Olson vs. Purdue, 1/19/85
- 15 Dale Koehler vs. Iowa, 2/1/75
- 15 Dale Koehler at Michigan, 2/2/76
- 15 Clarence Sherrod vs. Eastern Illinois, 12/1/70
- 15 Chuck Nagle vs. Purdue, 3/2/68
- 15 Joe Franklin vs. Michigan State, 1/16/68
- 15 Joe Franklin vs. Michigan, 1/6/68
- 15 Ken Barnes vs. Indiana, 3/8/65

---

## Field Goal Attempts

- 37 Don Rehfeldt vs. Iowa, 2/28/49
- 32 Bob Litzow vs. Indiana, 2/10/58
- 32 Don Rehfeldt vs. Iowa, 2/18/50
- 31 Don Rehfeldt at UCLA, 12/23/48
- 30 Bob Litzow at Ohio State, 1/14/56
- 28 **Michael Finley at Michigan State, 1/23/93**
- 28 Jack Brens vs. Indiana, 2/25/63
- 27 Tracy Webster at Nebraska, 12/11/91
- 27 Rick Olson vs. Illinois, 2/15/86
- 27 Rick Olson vs. Boston College, 12/27/85
- 27 Rick Olson vs. San Francisco State, 12/2/85

---

## Field Goal Percentage (min. 10 attempts)

- .923 Al Henry (12-13) vs. Minnesota, 1/13/70
- .909 Larry Hisle (10-11) vs. Texas-Arlington, 12/22/90
- .909 Scott Roth (10-11) at New Mexico, 12/29/84
- .900 Carlton McGee (9-10) vs. Michigan, 2/26/92
- .900 Patrick Tompkins (9-10) at Oregon, 11/24/90
- .900 Willie Simms (9-10) vs. Iowa, 1/11/90
- .900 Trent Jackson (9-10) vs. Northwestern, 1/30/88
- .900 Larry Petty (9-10) vs. Illinois, 1/18/79
- .875 Leon Howard (14-16) vs. Michigan State, 1/20/73
- .846 Wes Matthews (11-13) vs. Michigan State, 12/23/79
- .846 Walter Holt (11-13) vs. Rice, 12/16/57

---

## 3-Point Field Goals

- 7 Tracy Webster vs. Missouri, 3/19/94
- 7 Michael Finley at Michigan, 1/29/94
- 7 Larry Hisle vs. Texas-Arlington, 12/22/90
- 7 Tim Locum vs. Rollins, 12/15/89
- 7 Tim Locum vs. Butler, 12/5/87
- 7 Trent Jackson at Ohio State, 1/17/87
- 6 **Andy Kilbride vs. Indiana, 3/14/93**
- 6 Tim Locum vs. Minnesota, 1/22/90
- 6 Tim Locum vs. Western Kentucky, 11/25/89
- 6 Trent Jackson vs. Oregon, 11/26/88
- 6 Trent Jackson at UNLV, 12/28/87

---

## 3-Point Field Goal Attempts

- 13 Tracy Webster vs. Missouri, 3/19/94
- 13 **Michael Finley at Minnesota, 2/18/93**
- 12 Michael Finley at Michigan, 1/29/94
- 12 Tim Locum vs. Butler, 12/5/87
- 11 **Andy Kilbride at Purdue, 2/16/94**
- 11 **Michael Finley at Northwestern, 3/6/93**
- 11 Tracy Webster at Indiana, 3/12/92
- 11 Tracy Webster vs. Indiana, 1/11/92
- 11 Trent Jackson at Ohio State, 1/17/87
- 11 Shelton Smith at Miami (FL), 12/8/86

---

## 3-Point Field Goal Percentage (min. 6 attempts)

- 1.000 Larry Hisle (7-7) vs. Texas-Arlington, 12/22/90
- .833 Tracy Webster (5-6) vs. Illinois, 2/20/92
- .833 Tim Locum (5-6) vs. Iowa, 1/25/88
- .833 Tim Locum (5-6) vs. Iowa, 1/17/91
- .833 Shelton Smith (5-6) vs. Northern Illinois, 12/11/86
- .778 Tim Locum (7-9) vs. Rollins, 12/15/89
- .750 Tim Locum (6-8) vs. Western Kentucky, 11/25/89
- .750 Trent Jackson (6-8) vs. Oregon, 11/26/88
- .714 **Andy Kilbride (5-7) vs. Michigan State 2/2/94**
- .714 Tim Locum (5-7) vs. Texas-Arlington, 12/22/90
- .714 Trent Jackson (5-7) at Michigan State, 3/12/88

---

---

# SINGLE-GAME TOP TENS

---

## Free Throws

- 17 Dale Koehler vs. Loyola (IL), 12/6/75
- 15 Bill Pearson at Northwestern, 2/18/78
- 15 Paul Morrow at Michigan, 2/21/53
- 14 Rick Olson vs. Purdue, 2/13/86
- 14 Clarence Sherrod vs. Tulane, 12/19/70
6. **13 Michael Finley vs. Missouri, 3/19/94**
- 13 Tracy Webster vs. Southeast Missouri State, 11/25/91
- 13 Danny Jones vs. Marquette, 2/22/89
- 13 Danny Jones vs. Minnesota, 1/4/89
- 13 Danny Jones at Marquette, 12/3/88

---

## Free Throw Attempts

- 24 Paul Morrow at Michigan, 2/21/53
- 23 Dale Koehler vs. Loyola (IL), 12/6/75
- 19 Willie Simms vs. Minnesota, 1/7/91
- 19 Joe Franklin vs. Michigan, 1/10/67
- 18 Joe Franklin at Northwestern, 3/9/68
6. 17 Danny Jones vs. Michigan, 2/3/90
- 17 Leon Howard vs. Illinois, 2/10/73
- 17 Ron Jackson vs. Iowa, 1/6/62
- 17 Ken Siebel at Indiana, 2/12/62
- 17 Jack Brens at Indiana, 2/12/62

---

## Free Throw Percentage (min. 10 attempts)

- 1.000 Rick Olson (14-14) vs. Purdue, 2/13/86
- 1.000 Tim Locum (12-12) vs. Marquette, 2/19/90
- 1.000 Rod Ripley (12-12) vs. Marquette, 11/30/85
- 1.000 Scott Roth (12-12) vs. Washington State, 12/1/84
- 1.000 Clarence Sherrod (12-12) vs. Ohio State, 2/24/70
- 1.000 Dick Miller (12-12) at Illinois, 1/9/56
- 1.000 Claude Gregory (11-11) vs. Northwestern, 1/11/79
- 1.000 Wes Matthews (11-11) vs. Cleveland State, 12/22/79
- 1.000 Clarence Sherrod (11-11) at Minnesota, 3/6/71
- 1.000 Leon Howard (11-11) at Iowa, 2/27/71
- 1.000 Clarence Sherrod (11-11) vs. Illinois, 2/23/71
- 1.000 Dick Miller (11-11) vs. Minnesota, 2/21/55
- 1.000 Tracy Webster (10-10) vs. Northwestern, 2/3/93
- 1.000 **Michael Finley (10-10) vs. Michigan, 2/26/92**
- 1.000 **Michael Finley (10-10) vs. Purdue, 2/2/92**
- 1.000 Tim Locum (10-10) vs. Ohio State, 3/4/89
- 1.000 Trent Jackson (10-10) vs. Northern Illinois, 12/1/87
- 1.000 Ron Weisner (10-10) at LSU, 12/19/53

---

## Rebounds

- 30 Paul Morrow vs. Purdue, 1/3/53
- 27 Joe Franklin vs. Purdue, 3/2/68
- 26 Mark Zubor vs. Gonzaga, 12/17/63
- 25 Joe Chnelich vs. St. Mary's, 12/2/76
- 23 Joe Franklin at Illinois, 12/19/66
- 23 Ken Barnes vs. Indiana, 3/8/65
- 23 Jack Brens vs. St. John's, 1/26/63
- 23 Curt Mueller vs. Northwestern, 3/3/56
9. 22 Kerry Hughes vs. Iowa, 2/9/74
- 22 Jack Brens vs. Illinois, 2/11/63

---

## Assists

- 13 Tracy Webster vs. Michigan, 2/26/92
- 13 Wes Matthews vs. Army, 12/30/79
- 12 Tracy Webster vs. Coastal Carolina, 12/7/92
- 11 Mike Heineman vs. Northwestern, 3/9/85
- 11 Wes Matthews at Northwestern, 2/24/79
- 11 Joe Chnelich vs. Canisius, 12/3/77
- 11 Jim Smith at Northwestern, 2/19/77
- 11 Dick Cable vs. California, 12/26/52
9. 10 By several players

---

## Blocked Shots

- 9 Brad Sellers vs. Toledo, 11/29/82
- 8 Kim Hughes vs. Rollins, 12/1/73
- 7 Brad Sellers vs. Minnesota, 1/21/82
- 7 Brad Sellers vs. Ball State, 12/8/82
6. **6 Rashard Griffith at Texas Tech 12/11/93**
- 6 Louis Ely at Illinois, 1/22/92
- 6 Kim Hughes vs. Illinois, 1/19/74
8. **5 Rashard Griffith vs. Illinois, 1/25/94**
- 5 Louis Ely vs. Tennessee Tech, 12/31/90
- 5 J.J. Weber vs. Minnesota, 3/5/87
- 5 J.J. Weber vs. Purdue, 1/10/87
- 5 J.J. Weber vs. South Florida, 11/29/86

---

## Steals

10. **10 Michael Finley vs. Purdue, 2/13/93**
- 9 Mike Heineman vs. Morgan State, 11/25/84
- 6 Tracy Webster at Iowa, 3/10/93
- 6 Tracy Webster vs. Illinois, 2/28/93
- 6 Tracy Webster vs. UW-Green Bay, 12/5/92
- 6 Trent Jackson vs. Michigan, 1/24/87
7. 5 By several players

Active players in bold.

# TEAM SEASON RECORDS

## Points

1. 2,259 in 1994
2. 2,226 in 1992
3. 2,193 in 1987
4. 2,156 in 1993
5. 2,123 in 1991

## 3-Point Field Goal Attempts

1. 609 in 1994
2. 570 in 1993
3. 450 in 1991
4. 420 in 1992
5. 358 in 1987

## Opponent Rebound Average

1. 29.5 in 1989
2. 29.8 in 1991
3. 30.5 in 1984
4. 30.7 in 1990
5. 31.8 in 1980

## Scoring Average

1. 86.3 in 1971
2. 84.7 in 1962
3. 81.9 in 1964
4. 81.8 in 1967
5. 80.1 in 1968

## 3-Point Field Goal Percentage

1. .448 (146-326) in 1989
2. .447 (160-358) in 1987
3. .432 (126-292) in 1988
4. .426 (179-420) in 1992
5. .413 (186-450) in 1991

## Assists

1. 506 in 1987
2. 472 in 1994
3. 469 in 1991
4. 456 in 1985
5. 450 in 1989

## Opponent Scoring Average

1. 52.6 in 1950
2. 56.9 in 1951
3. 60.0 in 1952
4. 61.9 in 1953
5. 63.3 in 1954

## Free Throws

1. 495 in 1955
2. 486 in 1954
3. 473 in 1953
4. 463 in 1992
- 463 in 1971

## Fewest Turnovers

1. 374 in 1985
2. 379 in 1984
3. 382 in 1986
4. 401 in 1989
5. 409 in 1983

## Field Goals

1. 816 in 1994
2. 814 in 1986
3. 813 in 1987
4. 803 in 1985
5. 793 in 1993
- 793 in 1962

## Free Throw Attempts

1. 717 in 1953
2. 695 in 1954
3. 693 in 1955
4. 682 in 1992
5. 666 in 1962

## Blocked Shots

1. 153 in 1992
2. 135 in 1994
3. 96 in 1991
4. 91 in 1983
5. 90 in 1993

## Field Goal Attempts

1. 1,915 in 1964
2. 1,831 in 1971
3. 1,818 in 1975
4. 1,812 in 1962
5. 1,808 in 1976

## Free Throw Percentage

1. .758 (413-545) in 1984
2. .743 (361-496) in 1985
3. .733 (368-502) in 1986
4. .725 (314-433) in 1983
5. .718 (431-600) in 1976

## Steals

1. 220 in 1989
2. 214 in 1993
3. 208 in 1992
4. 203 in 1979
5. 201 in 1994

## Field Goal Percentage

1. .503 (743-1476) in 1991
2. .501 (774-1546) in 1989
3. .488 (803-1646) in 1985
4. .483 (814-1686) in 1986
5. .479 (813-1696) in 1987

## Rebounds

1. 1,268 in 1971
2. 1,245 in 1973
3. 1,207 in 1967
4. 1,196 in 1963
5. 1,177 in 1962

*Statistics for turnovers, blocked shots and steals not available before 1978. Assist totals not available before 1974.*

## 3-Point Field Goals

1. 225 in 1994
2. 219 in 1993
3. 186 in 1991
4. 179 in 1992
5. 160 in 1987

## Rebound Average

1. 52.8 in 1971
2. 51.9 in 1973
3. 50.3 in 1967
4. 50.0 in 1951
5. 49.8 in 1963

# TEAM SINGLE-GAME RECORDS

## Points

1. 120 vs. Southern Methodist, 12/9/67
2. 115 vs. Mississippi Valley St., 12/23/93  
115 vs. Gonzaga, 12/17/63
4. 114 vs. Michigan Tech, 12/5/70
5. 113 vs. Iowa, 2/9/74

## Points in a Half

1. 67 vs. Iowa, 12/25/88
2. 65 vs. Cleveland State, 12/22/79  
65 vs. Gonzaga, 12/17/63
4. 63 vs. Mississippi Valley St., 12/23/93  
63 vs. Southern Methodist, 12/9/67

## Field Goals

1. 48 vs. Gonzaga, 12/17/63  
48 vs. Southern Methodist, 12/9/67
3. 44 vs. Eastern Illinois, 12/1/70  
44 vs. Illinois, 3/11/67  
44 vs. West Virginia, 12/18/65  
44 at Louisiana State, 12/18/54

## Field Goal Attempts

1. 113 at Michigan State, 1/6/64
2. 111 vs. Michigan Tech, 12/5/70
3. 102 vs. South Dakota, 12/9/72
4. 99 vs. Northern Michigan, 12/11/71
5. 97 vs. West Virginia, 12/18/65

## Field Goal Percentage

1. .744 (32-43) vs. Army, 12/30/79
2. .687 (33-48) vs. N. Illinois, 12/22/84
3. .667 (32-48) at New Mexico, 12/29/84
4. .649 (24-37) at Minnesota, 1/3/87
5. .647 (33-51) vs. Purdue, 1/19/85

## Field Goal Percentage in a Half

1. .773 (17-22) vs. N. Illinois, 12/18/84
2. .778 (14-18) vs. Bowl. Green, 3/13/91
3. .762 (16-21) vs. Northwestern, 1/3/88
4. .760 (19-25) vs. Army, 12/30/79
5. .737 (14-19) vs. Ohio State, 2/14/91

## 3-Point Field Goals

1. 15 vs. Missouri, 3/19/94  
15 vs. Alcorn State, 12/29/92
3. 14 vs. Michigan State, 2/2/94  
14 vs. Texas-Arlington, 12/22/90
5. 13 at Michigan, 1/29/94  
13 vs. UW-Milwaukee, 11/27/93

## 3-Point Field Goal Attempts

1. 37 vs. Missouri, 3/19/94
2. 31 vs. UW-Milwaukee, 11/27/93  
31 vs. Northwestern, 2/3/93
4. 30 at Northwestern, 3/6/93
5. 29 at Minnesota, 2/18/93

## 3-Point Field Goal Percentage (min. 8 attempts)

1. .889 (8-9) vs. N. Dakota St., 12/10/86
2. .778 (7-9) vs. Indiana, 3/3/90  
.778 (7-9) at Iowa, 2/10/90
4. .750 (6-8) vs. Gonzaga, 12/1/89  
.750 (9-12) vs. Denver, 12/14/88

## Free Throws

1. 41 at Illinois, 1/1/55
2. 40 vs. Minnesota, 1/12/53
3. 37 at Michigan, 2/21/53
4. 36 vs. Sam Houston State, 12/13/92
5. 35 vs. Marquette, 2/19/90

## Free Throw Attempts

1. 61 at Michigan, 2/21/53
2. 54 at Illinois, 1/1/55
3. 50 at Indiana, 2/12/62
4. 48 vs. Sam Houston State, 12/13/92  
48 vs. Michigan State, 3/9/53  
48 vs. Minnesota, 1/12/53

## Free Throw Percentage (min. 12 attempts)

1. 1.000 (22-22) vs. Purdue, 2/7/76  
1.000 (13-13) at Loyola, 12/12/88  
1.000 (12-12) vs. Marquette, 12/4/90  
1.000 (12-12) vs. S. Illinois, 12/3/83
5. .962 (25-26) vs. Michigan, 2/26/92

## Rebounds

1. 79 vs. Michigan Tech, 12/5/70
2. 76 vs. South Dakota, 12/9/72
3. 74 vs. Washington (MO), 12/11/61  
74 vs. Iowa, 2/6/71
5. 73 vs. Gonzaga, 12/17/63

## Assists

1. 33 vs. Northwestern, 3/7/53
2. 31 vs. South Dakota, 12/6/84  
31 at Louisiana State, 12/18/54
4. 30 vs. Iowa, 3/9/94
5. 29 vs. Mississippi Valley St., 12/23/93

## Blocked Shots

1. 11 at Portland, 11/30/91  
11 vs. Texas-Arlington, 12/22/90  
11 vs. Ferris State, 11/28/88  
11 vs. Rollins, 12/1/73
5. 10 at Illinois, 1/22/92  
10 vs. Southeast Missouri, 11/25/91  
10 vs. Minnesota, 1/21/82  
10 vs. Toledo, 11/29/82

## Steals

1. 17 vs. Michigan State, 1/7/88
2. 16 vs. Denver, 12/14/88
3. 15 vs. Central Connecticut, 12/5/91  
15 vs. Eastern Illinois, 12/5/88  
15 vs. Nebraska-Omaha, 11/28/86  
15 vs. Morgan State, 11/25/84



# MISCELLANEOUS RECORDS

## Team


**Highest Associated Press Ranking:** 12th, Jan. 9, 1994  
**Highest CNN/USA Today Ranking:** 12th, Jan. 9, 1994  
**Most Weeks Ranked by Associated Press in a Season:** 13, 1994  
**Most Weeks Ranked by CNN/USA Today in a Season:** 13, 1994  
**Most Consecutive Weeks in Associated Press Rankings:** 13, 1994  
**Most Consecutive Weeks in CNN/USA Today Rankings:** 11, 1994  
**Consecutive Free Throws, Single Game:** 23 vs. Michigan State, 3/1/54  
**Fouls Committed, Single Game:** 34 vs. Missouri, 3/19/94  
**Largest Attendance, Single Game:** 23,266 at Kentucky, 11/27/76  
**Largest Attendance, Big Ten Game:** 19,165 vs. Northwestern (Chicago Stadium), 2/15/47  
**Largest Home Attendance, Single Game:** 14,000, six times  
**Largest Home Attendance, Season:** 184,000 in 1994 (16 games)  
**Largest Total Attendance, Season:** 332,598 in 1994 (29 games)

## Individual

**Scoring Average (Career):** 19.6 by Clarence Sherrod, 1968-71  
**Scoring Average (Big Ten Career):** 21.1 by Clarence Sherrod, 1968-71  
**Scoring Average (Season):** 23.8 by Clarence Sherrod, 1971  
**Scoring Average (Big Ten Season):** 24.8 by Clarence Sherrod, 1971  
**Consecutive Free Throws:** 35 by Wes Matthews, 12/12/79 - 1/5/80  
**Points in a Half:** 28 by Dale Koehler at Michigan, 2/2/76 (second half)

## The Last Time . . .

**UW Was Ranked in AP Top 10:** —  
**UW Was Ranked in CNN/USA Today Top 10:** —  
**UW Defeated an AP Top 5 Team:** Wisconsin 71, No. 3 Michigan 58, 3/2/94  
**UW Defeated an AP No. 1 Team:** Wisconsin 86, Ohio State 67, 3/3/62  
**A Badger Scored 40 Points in a Game:** 42 by Ken Barnes vs. Indiana, 3/8/65  
**2 Badgers Scored 30 Points in a Game:** Joe Franklin (31) and Chuck Nagle (30) vs. Purdue, 3/2/68  
**6 Badgers Scored in Double Figures:** Larry Hisle (27), Tim Locum (17), Patrick Tompkins (16), Willie Simms (12), Louis Ely (12) and Kass Weaver (10) vs. Texas-Arlington, 12/22/90  
**A Badger Had 20 Rebounds in a Game:** 22 by Kerry Hughes vs. Iowa, 2/9/74  
**A Badger Had a Triple-Double:** —



Joe Franklin holds senior class records for points (38) and rebounds (27) in a game and rebounds in a season (334).

## CLASS RECORDS

	Points	Rebounds
<b>Freshman</b>		
Game	30 by Michael Finley vs. Michigan, 2/26/92	25 by Joe Chernelich vs. St. Mary's (CA), 12/2/76
Season	429 by James Gregory, 1977	270 by James Gregory, 1977
<b>Sophomore</b>		
Game	39 by Rick Olson vs. Michigan, 1/14/84	26 by Mark Zubor vs. Gonzaga, 12/17/63
Season	620 by Michael Finley, 1993	344 by Jim Clinton, 1951
<b>Junior</b>		
Game	42 by Ken Barnes vs. Indiana, 3/8/65	30 by Paul Morrow vs. Purdue, 1/3/53
Season	611 by Danny Jones, 1989	301 by Kim Hughes, 1973
<b>Senior</b>		
Game	38 by Joe Franklin vs. Michigan State, 1/16/68	27 by Joe Franklin vs. Purdue, 3/2/68
Season	574 by Trent Jackson, 1989	334 by Joe Franklin, 1968

# FIELD HOUSE RECORDS

## Points

*Team* — 120, Wisconsin vs. Southern Methodist, 12/9/67  
*Individual* — 50, Terry Dischinger (Purdue), 1/27/62

## Points — Both Teams

204, Wisconsin (110) vs. Northwestern (94), 2/21/67  
 204, Wisconsin (103) vs. Illinois (101), 2/19/62

## Points in a Half

*Team* — 67, Wisconsin vs. Iowa, 1/25/88  
*Individual* — 28, Dale Koehler vs. Michigan, 2/2/76 (second half); Tony Smith (Marquette), 2/19/90 (second half)

## Largest UW Winning Margin

55 over Denver (89-34), 12/14/88

## Field Goals

*Team* — 48, Wisconsin vs. Southern Methodist, 12/9/67;  
 Wisconsin vs. Gonzaga, 12/17/63  
*Individual* — 17, Steve Alford (Indiana), 1/11/86; Rick Olson vs. San Francisco State, 12/2/85; Henry Wilmore (Michigan), 1/9/71; Terry Dischinger (Purdue), 1/27/62

## Field Goal Attempts

*Team* — 111, Wisconsin vs. Michigan Tech, 12/5/70  
*Individual* — 37, Don Rehfeldt vs. Iowa, 2/28/49

## Field Goal Percentage

*Team* — .659 (29-44), Southern Indiana vs. Wisconsin, 12/8/90  
*Individual* — .929 (13-14), Quinn Buckner (Indiana), 12/20/75

## 3-Point Field Goals

*Team* — 15, Wisconsin vs. Alcorn State, 12/29/93  
*Individual* — 7, Dale Hanford (UW-Milwaukee), 11/27/93; Roosevelt Moore (Sam Houston State), 12/13/91; Larry Hisle vs. Texas-Arlington, 12/22/90; Tim Locum vs. Rollins, 12/15/89; Tim Locum vs. Butler, 12/5/87

## 3-Point Field Goal Attempts

*Team* — 31, Wisconsin vs. UW-Milwaukee, 11/27/93;  
 Wisconsin vs. Northwestern, 2/3/93  
*Individual* — 12, Tim Locum vs. Butler, 12/5/87

## 3-Point Field Goal Percentage

*Team* — (min. 8 att.) .889 (8-9), Wisconsin vs. North Dakota State, 12/10/86  
*Individual* — 1.000 (7-7), Larry Hisle vs. Texas-Arlington, 12/22/90

## Free Throws

*Team* — 40, Wisconsin vs. Minnesota, 1/12/53  
*Individual* — 17, Dennis Hopson (Ohio State), 2/12/87; Dale Koehler vs. Loyola (IL), 12/6/75

## Free Throw Attempts

*Team* — 48, Wisconsin vs. Minnesota, 1/12/53  
*Individual* — 23, Dale Koehler vs. Loyola (IL), 12/6/75

## Top Scoring Games

### TEAM

1. Wisconsin vs. SMU, 12/9/67 ..... 120
2. Wisconsin vs. Gonzaga, 12/17/63 ..... 115
3. Wisconsin vs. Michigan Tech, 12/5/70 ..... 114
4. Wisconsin vs. Iowa, 2/9/74 ..... 113
5. Wisconsin vs. Alcorn State, 12/29/92 ..... 110  
 Wisconsin vs. Northwestern, 2/21/67 ..... 110

### INDIVIDUAL

1. Terry Dischinger (Purdue), 1/27/62 ..... 50
2. Henry Wilmore (Michigan), 1/9/71 ..... 44  
 Tony Smith (Marquette), 2/19/90 ..... 44
4. Ken Barnes vs. Indiana, 3/8/65 ..... 42  
 Glenn Robinson (Purdue), 2/13/93 ..... 42

## Free Throw Percentage

*Team* — (min. 12 att.) 1.000, many times (Most — 25-25  
 Purdue vs. Wisconsin, 2/7/76)  
*Individual* — (min. 10 att.) 1.000, many times (Most — 14-14,  
 Glenn Robinson (Purdue), 2/13/93; Rick Olson vs. Purdue,  
 2/13/86)

## Rebounds

*Team* — 79, Wisconsin vs. Michigan Tech, 12/5/70  
*Individual* — 30, Paul Morrow vs. Purdue, 1/3/53

## Assists

*Team* — 31, Wisconsin vs. South Dakota, 12/6/84  
*Individual* — 13, Tracy Webster vs. Michigan, 2/26/92

## Blocked Shots

*Team* — 11, Wisconsin vs. Texas-Arlington, 12/22/90;  
 Wisconsin vs. Ferris State, 11/28/88  
*Individual* — 9 tied with five blocks

## Steals

*Team* — 17, Wisconsin vs. Michigan State, 1/7/88  
*Individual* — 10, Michael Finley vs. Purdue, 2/13/93

# 100-POINT GAMES

## Wisconsin

120 Southern Methodist (82), 12/9/67  
 115 Miss. Valley State (79), 12/23/93  
 115 Gonzaga (71), 12/17/63  
 114 Michigan Tech (70), 12/5/70  
 113 Iowa (87), 2/9/74  
 110 Alcorn State (81), 12/29/92  
 110 Northwestern (94), 2/21/67  
 108 Detroit Mercy (86), 12/23/92  
 107 Michigan Tech (74), 12/1/71  
 107 Louisiana State (68), 12/18/54  
 106 UW-Milwaukee (84), 11/27/93  
 105 Texas-Arlington (74), 12/22/90  
 105 DePauw (63), 11/29/75  
 105 at Indiana (94), 2/12/62  
 105 vs. Dayton (93), 12/28/61  
 104 Cal. State-L.A. (88), 12/27/85  
 104 Northern Michigan (65), 12/11/71  
 104 Purdue (84), 3/2/68  
 104 vs. Arizona (77), 12/30/66  
 104 vs. Georgia Tech (84), 12/28/63  
 103 Cleveland State (78), 12/22/79  
 103 Grambling (83), 12/29/93  
 103 at Loyola Marymount (67), 12/4/93  
 103 Michigan State (96), 2/22/75  
 103 Illinois (101), 2/19/62  
 102 Eastern Illinois (84), 12/1/70  
 102 Illinois (92), 3/11/67  
 102\* at Michigan (120), 2/12/66  
 102 Indiana (96), 2/25/63  
 102 North Dakota State (50), 1/23/62  
 101 Northwestern (87), 2/3/93  
 101 Charleston So. (72), 12/14/92  
 101 Illinois (75), 1/19/74  
 101 Michigan State (74), 2/29/72  
 100 Florida A&M (56), 11/26/83  
 100 SIU-Edwardsville (74), 12/2/72  
 100\* at Iowa (119), 2/10/70

## Opponents

120 at Michigan (102), 2/12/66  
 119 at Iowa (100), 2/10/70  
 114 at Indiana (61), 1/31/76  
 111 at Minnesota (92), 2/1/64  
 109 vs. Missouri (96), 3/19/94  
 109 Minnesota (78), 2/12/94  
 108 at Indiana (82), 2/24/64  
 108 at Kentucky (85), 12/20/63  
 107 at Michigan (86), 2/2/76  
 107 at Purdue (80), 2/16/74  
 106 Michigan (81), 1/8/76  
 106 at Michigan State (90), 1/6/64  
 106 Ohio State (69), 2/8/60  
 105 at Iowa (65), 1/26/85  
 105 at Michigan State (87), 1/25/75  
 105 Minnesota (96), 3/2/64  
 104 Iowa (89), 1/25/88  
 104 at Minnesota (98), 3/6/71  
 103 at Illinois (80), 1/12/89  
 103 at Iowa (70), 3/10/88  
 103 at Indiana (65), 1/15/87

103 vs. Iowa State (79), 12/29/81  
 103 Michigan (59), 2/22/64  
 102 at UNLV (65), 12/28/87  
 102 vs. Oral Roberts (69), 12/29/78  
 101 at Iowa (48), 2/20/86  
 101 at Northwestern (91), 2/13/71  
 101 at Indiana (84), 2/25/69  
 101 vs. West Virginia (93), 12/18/65  
 101 Nebraska (88), 12/1/65  
 101 at Indiana (87), 2/20/65  
 101 Minnesota (91), 2/16/65

101 Ohio State (85), 1/4/64  
 101\* Illinois (103), 2/19/62  
 101 vs. Cincinnati (71), 12/30/61  
 100 at Northwestern (89), 3/6/93  
 100 at Purdue (73), 1/19/86  
 100 at Iowa (76), 2/17/73  
 100 at UCLA (56), 12/28/66  
 100 Ohio State (68), 1/30/61  
 100 at Ohio State - 2OT (98), 1/14/56

\* - Loss

## OVERTIME GAMES

Year	Opponent	W/L	Score
1912	at Minnesota	W	29-26
1914	Purdue	W	25-20
1915	at Purdue	W	28-24
1916	at Iowa	W	36-31
1917	at Northwestern	W	29-21
1919	at Camp Grant	W	16-15
1920	Ripon	W	19-16
1922	Michigan	W	18-16
1924	DePauw (3)	T	25-25
1926	Michigan	L	23-24
1927	at Chicago	W	33-30
1930	at Indiana	W	23-21
1932	Maryland	W	32-30
	at Northwestern	L	30-31
1933	at Indiana	W	38-37
	Indiana	L	28-29
1935	Michigan State	W	23-21
	Indiana	W	37-27
1936	at Chicago	W	38-36
1937	Ohio State	W	35-33
1939	Purdue	W	32-30
1940	Purdue	L	45-48
1941	Purdue	W	48-42
	at Northwestern	W	48-46
1943	at Notre Dame	L	59-61
1944	Illinois	L	43-45
	Northwestern (2)	W	50-47
	Purdue	L	50-52
1947	Notre Dame	W	53-49
1949	Marquette	W	67-63
1950	at Iowa	W	66-62
1951	at St. Louis	L	48-53
	Illinois	L	69-71
1954	at Tulane	L	55-57
	Illinois	L	64-70
1956	at Ohio State (2)	L	98-100
1957	South Dakota	L	56-58
1960	at Michigan	W	88-82
1961	at Portland	L	71-79
1963	at Michigan State	W	92-89
1964	vs. Princeton	L	87-90
	Indiana (2)	L	80-82
1965	Northwestern	W	93-87
1966	at Ohio State	L	81-87
1967	Cincinnati	L	70-77
	Ohio State	L	84-90
	at Iowa (3)	W	96-95
	Iowa	L	87-90
1971	Indiana (2)	W	94-87
1972	at Indiana	W	66-64
	Indiana	L	76-84
1973	at Marquette (2)	L	73-75
	at Michigan State	L	78-79
1974	at Marquette	L	48-49
	at Minnesota	L	63-64
1975	vs. Georgia	L	89-91
	at Michigan	L	74-75
	Iowa	W	86-85
1976	Ohio State	W	82-81
1977	Michigan State (3)	W	87-83
	at Ohio State	L	80-82
	Iowa (2)	L	93-94
1978	Northern Illinois	W	74-73
1979	Indiana	L	62-68
1980	vs. Nebraska	L	82-83
	at Minnesota	L	76-82
	Purdue	L	60-73
	Michigan	L	69-73
1981	UW-Green Bay (2)	W	68-66
	Minnesota	W	60-58
1984	Nebraska (2)	L	69-71
	Illinois	L	62-63
	at Northwestern	W	61-60
1987	Indiana (3)	L	85-86
1988	Michigan State (2)	W	78-72
1989	Indiana	L	58-61
	Michigan State	W	69-64
1990	at Marquette	W	63-58
	Iowa	W	73-69
1991	at Oregon	W	72-70
	at Butler (2)	L	88-94
	Michigan	L	68-69
	Michigan State (2)	W	84-78
	Bowling Green	W	87-79
1992	SE Missouri State	W	82-71
1993	Purdue (2)	L	87-90

**Overtime Record:** 44-41-1 (.517)  
**Double Overtime:** 5-7 (.417)  
**Triple Overtime:** 2-1-1 (.625)  
**Home:** 26-23-1 (.530)  
**Away:** 18-18 (.500)  
**Most Frequent Opponent:** Indiana (11)

# BIGGEST WINS & LOSSES

## Biggest Wins

55	Denver (89-34), 12/14/88
52	Morgan State (94-42), 12/23/79
52	North Dakota State (102-50), 1/23/62
46	North Dakota (94-48), 12/7/68
44	Florida A&M (100-56), 11/26/83
44	California-Davis (97-53), 12/3/74
44	Michigan Tech (114-70), 12/5/70
44	Gonzaga (115-71), 12/17/63
44	Chicago (74-30), 2/8/43
42	DePauw (105-63), 11/29/75
42	Carroll (67-25), 12/1/45
41	DePauw (92-51), 12/15/73
41	South Dakota (94-53), 1/25/67
40	South Dakota (96-56), 12/6/84
40	Chicago (65-25), 2/22/41
39	Nebraska-Omaha (86-47), 11/28/86
39	Louisiana State (107-68), 12/18/54
38	So. Methodist (120-82), 12/9/67
37	Ferris State (98-61), 11/28/88
36	Miss. Valley State, (115-79), 12/23/93
36	at Loyola Marymount (103-67), 12/4/93
36	South Dakota (99-63), 12/2/61
36	Creighton (75-39), 1/8/49
35	vs. Navy (93-58), 12/29/91
35	Ripon (59-24), 12/3/45

## Biggest Home Wins

55	Denver (89-34), 12/14/88
52	Morgan State (94-42), 12/23/79
52	North Dakota State (102-50), 1/23/62
46	North Dakota (94-48), 12/7/68
44	Florida A&M (100-56), 11/26/83
44	California-Davis (97-53), 12/3/74
44	Michigan Tech (114-70), 12/5/70
44	Gonzaga (115-71), 12/17/63
44	Chicago (74-30), 2/8/43
42	DePauw (105-63), 11/29/75
42	Carroll (67-25), 12/1/45
41	DePauw (92-51), 12/15/73
41	South Dakota (94-53), 1/25/67
40	South Dakota (96-56), 12/6/84
40	Chicago (65-25), 2/22/41

## Biggest Road Wins

36	at Loyola Marymount (103-67), 12/4/93
35	vs. Navy (93-58), 12/29/91
34	at Chicago (54-20), 2/9/42
32	vs. No. Illinois (95-63), 12/11/86
28	at Chicago (74-46), 3/4/44
27	vs. Arizona (104-77), 12/30/66
26	at Marquette (60-34), 12/31/48
25	vs. Nevada (86-61), 12/29/79
24	vs. Army (78-54), 12/30/79
24	at Northwestern (79-55), 2/4/56
22	at Marquette (94-72), 12/29/62
22	at Michigan (74-52), 2/21/53
22	at Northwestern (78-56), 1/17/53
21	at Loyola - IL (75-54), 12/7/53
21	at Loyola - LA (81-60), 12/8/52

## Biggest Losses

53	at Iowa (48-101), 2/10/86
53	at Indiana (61-114), 1/3/76
44	at UCLA (56-100), 12/28/66
44	Michigan (59-103), 2/22/64
41	at UCLA (53-94), 11/25/72
41	at Rice (37-78), 12/6/58
40	at Iowa (65-105), 1/26/85
39	at Purdue (49-88), 1/11/75
39	at Illinois (54-93), 2/16/59
38	at Indiana (65-103), 1/15/87
37	at Minnesota (53-90), 1/12/94
37	at UNLV (65-102), 12/28/87
37	Ohio State (69-106), 2/8/60
35	at Indiana (58-93), 2/17/75

## Biggest Home Losses

44	Michigan (59-103), 2/22/64
37	Ohio State (69-106), 2/8/60
32	Ohio State (68-100), 1/30/61
31	Minnesota (78-109), 2/12/94
31	Michigan State (57-88), 2/2/59
30	Iowa (38-68), 2/24/45
29	Indiana (67-96), 2/26/76
29	Marquette (47-76), 12/2/58
29	Ohio State (34-63), 2/9/45
28	Purdue (56-84), 3/3/88
28	Illinois (71-99), 2/19/55
26	Michigan State (65-91), 3/5/83
26	Illinois (51-77), 1/5/59
25	Michigan (73-98), 1/9/93
25	Illinois (31-56), 1/1/46

## Biggest Road Losses

53	at Iowa (48-101), 2/10/86
53	at Indiana (61-114), 1/3/76
44	at UCLA (56-100), 12/28/66
41	at UCLA (53-94), 11/25/72
41	at Rice (37-78), 12/6/58
40	at Iowa (65-105), 1/26/85
39	at Purdue (49-88), 1/11/75
39	at Illinois (54-93), 2/16/59
38	at Indiana (65-103), 1/15/87
37	at Minnesota (53-90), 1/12/94
37	at UNLV (65-102), 12/28/87
35	at Indiana (58-93), 2/17/75

*This section includes only games played in the "modern era," which began in the 1937-38 season, the first without the center jump after each goal scored.*

## WINNING STREAKS

### All Games

**Overall:** 29 from 1912-13  
**Season:** 15 in 1912 and 1941  
**Home (Overall):** 33 from 1911-15  
**Home (Season):** 12 in 1994  
**Road (Overall):** 12 from 1912-13  
**Road (Season):** 7 in 1912

### Big Ten Games


**Overall:** 23 from 1912-13  
**Season:** 12 in 1912 and 1914  
**Home (Overall):** 20 from 1911-15  
**Home (Season):** 6 in 1912 and 1914  
**Road (Overall):** 11 from 1912-13  
**Road (Season):** 6 in 1912 and 1914

## COMEBACK VICTORIES

The largest known comeback in school history occurred on Jan. 5, 1976, when Wisconsin came back from a 22-point deficit in an 82-81 overtime victory over Ohio State at the Field House. The Badgers were outscored 27-5 during a nine-minute stretch in the first half and trailed 47-25 with 3:21 left in the period. They narrowed the gap to 49-31 at halftime and outscored the Buckeyes 41-23 in the second half, forcing overtime when Dale Koehler hit two free throws with 25 seconds left to tie the game at 72-72. Ohio State scored the first five points in the extra period, but the Badgers answered with a 10-2 run to go up 82-79 with 13 seconds left. The Buckeyes made two free throws with eight seconds left before Wisconsin ran out the clock. Wisconsin shot .297 from the field in the first half and .588 in the second, while Ohio State fell from .583 in the first period to just .379 in the second.

The two other biggest comebacks came on Dec. 4, 1948, when the Badgers trailed Marquette by 18 points (37-19) with 17:58 left in the game before rallying for a 67-63 overtime win, and on Nov. 29, 1982, when Wisconsin defeated Toledo 79-71 after trailing by 17 points (47-30) with 19:11 left in the game. Both games were at the Field House.

# YEAR-BY-YEAR LEADERS



Wes Matthews led the Badgers in scoring, free throw percentage, assists and steals in 1979 and 1980.

## Points

Year	Name	G	PTS	AVG
1939	Dave Dupee	20	154	7.7
1940	Gene Englund	20	199	10.0
1941	Gene Englund	23	304	13.2
1942	John Kotz	21	325	15.5
1943	John Kotz	21	308	14.7
1944	Ray Patterson	21	295	14.0
1945	Ray Patterson	21	225	10.7
1946	Bob Cook	21	289	13.8
1947	Bob Cook	22	323	14.7
1948	Bob Cook	20	235	12.4
1949	Don Rehfeldt	22	381	17.3
1950	Don Rehfeldt	22	436	19.8
1951	Ab Nicholas	22	366	16.6
1952	Ab Nicholas	22	361	16.4
1953	Paul Morrow	22	352	16.0
1954	Dick Cable	22	301	13.7
1955	Dick Cable	22	442	20.1
1956	Dick Miller	22	429	19.5
1957	Bob Litzow	22	355	16.1
1958	Bob Litzow	22	324	14.7
1959	Bob Barneson	21	259	12.3
1960	Tom Hughbanks	24	312	13.0
1961	Tom Hughbanks	23	301	13.1
1962	Ken Siebel	24	392	16.3
1963	Jack Brens	24	425	17.8
1964	Ken Gustafson	24	359	14.9
1965	Mark Zubor	22	345	15.7
1966	Ken Gustafson	24	333	13.8
1967	Chuck Nagle	24	463	19.3
1968	Joe Franklin	24	544	22.7
1969	James Johnson	24	462	19.2

1970	Clarence Sherrod	24	538	22.4
1971	Clarence Sherrod	14	570	23.8
1972	Leon Howard	23	378	16.4
1973	Leon Howard	24	431	18.0
1974	Kim Hughes	24	367	15.3
1975	Bruce McCauley	25	418	16.7
1976	Dale Koehler	26	505	19.4
1977	James Gregory	27	429	15.9
1978	Arnold Gaines	26	294	11.3
1979	Wes Matthews	27	499	18.5
1980	Wes Matthews	28	549	19.6
1981	Claude Gregory	27	550	20.4
1982	Brad Sellers	27	378	14.0
1983	Cory Blackwell	28	511	18.3
1984	Cory Blackwell	28	529	18.9
1985	Scott Roth	28	513	18.3
1986	Rick Olson	28	571	20.4
1987	J.J. Weber	31	469	15.1
1988	Trent Jackson	28	546	19.5
1989	Danny Jones	30	611	20.4
1990	Danny Jones	31	548	17.7
1991	Patrick Tompkins	30	423	14.1
1992	Tracy Webster	31	537	17.3
1993	Michael Finley	28	620	22.1
1994	Michael Finley	29	592	20.4

## Rebounds

Year	Name	G	REB	AVG
1951	Jim Clinton	22	344	15.6
1952	Paul Morrow	22	290	13.2
1953	Records Incomplete	—	—	—
1954	Paul Morrow	22	194	9.6
1955	John Parker	22	120	5.5
1956	Curt Mueller	22	207	9.4
1957	Ray Gross	21	165	7.9
1958	Ray Gross	22	156	7.1
1959	Bob Barneson	21	152	7.2
1960	Fred Clow	24	234	9.8
1961	Tom Hughbanks	23	198	8.6
1962	Tom Gwyn	24	192	8.0
1963	Jack Brens	24	306	12.8
1964	Ken Gustafson	24	235	9.8
1965	Mark Zubor	22	180	8.2
1966	Joe Franklin	24	235	9.8
1967	Joe Franklin	24	289	12.0
1968	Joe Franklin	24	334	13.9
1969	James Johnson	24	210	8.8
1970	Albert Henry	24	265	11.0
1971	Glen Richgels	24	254	10.6
1972	Kim Hughes	24	239	10.0
1973	Kim Hughes	24	301	12.5
1974	Kim Hughes	24	266	11.1
1975	Dale Koehler	21	213	10.1
1976	Dale Koehler	26	263	10.1
1977	James Gregory	27	270	10.0
1978	Joe Chrnlich	27	182	6.7
1979	Claude Gregory	27	236	8.7
1980	Claude Gregory	29	254	8.8
1981	Claude Gregory	27	249	9.2
1982	Brad Sellers	27	254	9.4
1983	Brad Sellers	28	219	7.8
1984	Cory Blackwell	28	243	8.7
1985	J.J. Weber	28	162	5.8

1986	Rod Ripley	28	194	6.9
1987	J.J. Weber	31	251	8.1
1988	Danny Jones	26	121	4.7
1989	Danny Jones	30	141	4.7
1990	Patrick Tompkins	28	178	6.4
1991	Patrick Tompkins	30	264	8.8
1992	Michael Finley	31	152	4.9
1993	Michael Finley	28	161	5.8
1994	Rashard Griffith	25	212	8.5

## Field Goal Percentage

Year	Name	FG	FGA	PCT
1947	Bob Cook	124	358	.346
1948	Don Rehfeldt	86	258	.333
1949	Don Rehfeldt	146	436	.335
1950	Don Rehfeldt	170	505	.337
1951	Ab Nicholas	130	378	.344
1952	Dick Cable	50	128	.391
1953	Charles Siefert	99	264	.375
1954	Dick Cable	116	266	.436
1955	John Parker	75	177	.424
1956	Dick Miller	142	344	.413
1957	Walter Holt	46	101	.455
1958	Walter Holt	112	225	.498
1959	Bob Barneson	93	234	.397
1960	Marty Gharrity	119	244	.488
1961	Ken Siebel	108	250	.432
1962	Ken Siebel	144	318	.453
1963	Tom Gwyn	108	221	.489
1964	Tom O'Melia	77	159	.484
1965	Mark Zubor	137	290	.472
1966	Dennis Sweeney	67	137	.489
1967	Jim Johnson	104	228	.456
1968	Joe Franklin	202	402	.502
1969	James Johnson	164	401	.409
1970	Albert Henry	152	321	.474
1971	Glen Richgels	126	264	.477
1972	Kim Hughes	113	242	.467
1973	Kim Hughes	144	291	.495
1974	Gary Anderson	142	284	.500
1975	Dale Koehler	155	307	.505
1976	Al Rudd	81	142	.570
1977	Joe Chrnlich	122	227	.537
1978	Bill Pearson	87	170	.512
1979	Larry Petty	106	204	.520
1980	Joe Chrenlich	123	230	.535
1981	Larry Petty	172	348	.494
1982	Brad Sellers	167	351	.476
1983	Brad Sellers	189	372	.508
1984	Scott Roth	151	304	.497
1985	Scott Roth	198	365	.542
1986	Shelton Smith	84	153	.549
1987	J.J. Weber	182	324	.562
1988	Danny Jones	176	309	.570
1989	Kurt Portmann	63	113	.558
1990	Willie Simms	153	284	.539
1991	Patrick Tompkins	164	258	.636
1992	Carlton McGee	123	222	.554
1993	Jeff Petersen	58	93	.624
1994	Jeff Petersen	93	157	.592

Minimum 2 made per game

# YEAR-BY-YEAR LEADERS

## 3-Point Field Goal Percentage

Year	Name	3P	3PA	PCT
1983	Rick Olson	18	48	.375
1987	Trent Jackson	46	103	.447
1988	Trent Jackson	74	164	.451
1989	Tim Locum	54	111	.486
1990	Tim Locum	67	143	.469
1991	Tim Locum	65	134	.485
1992	Tracy Webster	75	153	.490
1993	Andy Kilbride	49	107	.458
1994	Andy Kilbride	54	131	.412

Minimum 1.5 made per game

## Free Throw Percentage

Year	Name	FT	FTA	PCT
1947	Bob Cook	75	101	.743
1948	Bob Cook	73	97	.754
1949	Don Rehfeldt	89	129	.690
1950	Don Rehfeldt	96	147	.653
1951	Ab Nicholas	106	149	.711
1952	Ab Nicholas	121	176	.687
1953	Dick Cable	81	110	.736
1954	Dick Cable	69	92	.750
1955	Dick Miller	87	109	.798
1956	Dick Miller	145	181	.801
1957	Bob Litzow	55	92	.598
1958	Walter Holt	71	90	.789
1959	Bob Barneson	73	108	.676
1960	Marty Gharrity	74	92	.804
1961	Ken Siebel	67	97	.691
1962	Ken Siebel	104	155	.671
1963	Ken Siebel	111	158	.703
1964	Mark Zubor	69	99	.697
1965	Ken Barnes	62	84	.738
1966	Mike Carlin	70	90	.778
1967	Chuck Nagle	87	117	.744
1968	James Johnson	95	130	.731
1969	Clarence Sherrod	92	120	.767
1970	Clarence Sherrod	168	202	.832
1971	Clarence Sherrod	148	200	.740
1972	Lee Oler	84	106	.792
1973	Leon Howard	117	157	.745
1974	Kim Hughes	57	92	.620
1975	Mike McCauley	98	125	.784
1976	Dale Koehler	125	165	.758
1977	James Gregory	97	139	.698
1978	Bill Pearson	74	95	.779
1979	Wes Matthews	109	139	.784
1980	Wes Matthews	127	143	.888
1981	Claude Gregory	152	202	.752
1982	Cory Blackwell	71	103	.689
1983	Brad Sellers	82	99	.828
1984	Scott Roth	76	96	.792
1985	Rick Olson	73	82	.890
1986	Rick Olson	97	110	.882
1987	J.J. Weber	105	141	.745
1988	Trent Jackson	88	106	.830
1989	Danny Jones	149	199	.749
1990	Willie Simms	92	146	.630
1991	Patrick Tompkins	95	147	.646

1992	Tracy Webster	90	115	.783
1993	Tracy Webster	72	89	.809
1994	Michael Finley	110	140	.786

Minimum 2.5 made per game

## Assists

Year	Name	G	AST	AVG
1974	Marcus McCoy	24	74	3.1
1975	Bruce McCauley	25	88	3.5
1976	James Smith	23	76	3.3
1977	Bob Falk	27	93	3.4
	Arnold Gaines	27	93	3.4
1978	Arnold Gaines	26	80	3.1
1979	Wes Matthews	27	106	3.9
1980	Wes Matthews	28	118	4.2
1981	Dan Hastings	27	85	3.1
1982	Carl Golston	27	93	3.4
1983	Rick Olson	28	83	3.0
1984	Scott Roth	28	87	3.1
1985	Mike Heineman	25	111	4.4
1986	Mike Heineman	22	100	4.5
1987	Mike Heineman	28	137	4.9
1988	Tom Molaski	28	104	3.7
1989	Tom Molaski	30	108	3.6
1990	Willie Simms	30	97	3.2
1991	Willie Simms	29	98	3.4
1992	Tracy Webster	31	151	4.9
1993	Tracy Webster	28	179	6.4
1994	Tracy Webster	29	171	5.9

## Blocked Shots

Year	Name	G	BLK	AVG
1978	Claude Gregory	27	21	0.8
1979	Claude Gregory	27	21	0.8
1980	Claude Gregory	29	20	0.7
1981	Claude Gregory	27	26	1.0
1982	Brad Sellers	27	52	1.9
1983	Brad Sellers	28	68	2.4
1984	David Miller	27	11	0.4
1985	John Ploss	28	20	0.7
1986	J.J. Weber	28	28	1.0
1987	J.J. Weber	31	45	1.5
1988	Kurt Portmann	28	25	0.9
1989	Kurt Portmann	30	34	1.1
1990	Kurt Portmann	31	30	1.0
1991	Patrick Tompkins	30	25	0.8
1992	Louis Ely	30	41	1.4
1993	Louis Ely	28	31	1.1
1994	Rashard Griffith	25	66	2.6


## Steals

Year	Name	G	ST	AVG
1978	Arnold Gaines	26	28	1.1
1979	Wes Matthews	27	53	2.0
1980	Wes Matthews	28	42	1.5
1981	John Bailey	27	39	1.4
1982	John Bailey	27	37	1.4

1983	Cory Blackwell	28	39	1.4
1984	Scott Roth	28	43	1.5
1985	Mike Heineman	25	33	1.3
1986	Rick Olson	28	33	1.2
1987	J.J. Weber	31	41	1.3
1988	Trent Jackson	28	59	2.1
1989	Trent Jackson	30	50	1.7
1990	Willie Simms	30	33	1.1
	Tim Locum	30	33	1.1
1991	Willie Simms	29	27	0.9
1992	Tracy Webster	31	48	1.5
1993	Tracy Webster	28	66	2.4
1994	Tracy Webster	29	69	2.4

## Minutes Played

Year	Name	G	MIN	AVG
1978	Arnold Gaines	26	782	30.1
1979	Wes Matthews	27	986	36.5
1980	Claude Gregory	29	1001	34.5
1981	Claude Gregory	27	989	36.6
1982	Brad Sellers	27	964	35.7
1983	Brad Sellers	28	1009	36.0
1984	Cory Blackwell	28	1045	37.3
1985	Rick Olson	28	970	34.6
1986	Rick Olson	28	983	35.1
1987	J.J. Weber	31	993	32.0
1988	Trent Jackson	28	1032	36.9
1989	Trent Jackson	30	1099	36.6
1990	Danny Jones	31	1043	33.6
1991	Patrick Tompkins	30	1091	36.4
1992	Tracy Webster	31	1077	34.7
1993	Michael Finley	28	979	35.0
1994	Michael Finley	29	1046	36.1




Kim Hughes led Wisconsin in rebounding from 1972-74.








# 1,000-POINT SCORERS




Danny Jones




Claude Gregory




Rick Olson



Michael Finley



Trent Jackson



Clarence Sherrod

## 1. Danny Jones — 1,854

Season	G	FG-A	PCT	3P-A	PCT	FT-A	PCT	PTS	AVG
1986-87	31	101-181	.558	0-0	—	52-88	.591	254	8.2
1987-88	26	176-309	.570	0-1	.000	89-124	.718	441	17.0
1988-89	30	231-449	.514	0-2	.000	149-199	.749	611	20.4
1989-90	31	215-412	.522	0-4	.000	118-188	.628	548	17.7
Totals	118	723-1351	.535	0-7	.000	408-599	.681	1854	15.7

## 2. Claude Gregory — 1,745

Season	G	FG-A	PCT	3P-A	PCT	FT-A	PCT	PTS	AVG
1977-78	27	92-245	.376	—	—	70-99	.707	254	9.4
1978-79	27	168-385	.436	—	—	71-106	.670	407	15.1
1979-80	29	197-424	.465	—	—	140-189	.741	534	18.4
1980-81	27	199-438	.454	—	—	152-202	.752	550	20.4
Totals	110	656-1492	.440	—	—	433-596	.727	1745	15.9

## 3. Rick Olson — 1,736

Season	G	FG-A	PCT	3P-A	PCT	FT-A	PCT	PTS	AVG
1982-83	28	129-326	.398	18-48	.375	31-41	.756	307	11.0
1983-84	28	166-337	.493	—	—	59-66	.894	391	14.0
1984-85	28	197-397	.496	—	—	73-82	.890	467	16.7
1985-86	28	237-485	.489	—	—	97-110	.882	571	20.4
Totals	112	729-1545	.472	18-48	.375	260-299	.870	1736	15.5

## 4. Michael Finley — 1,593

Season	G	FG-A	PCT	3P-A	PCT	FT-A	PCT	PTS	AVG
1991-92	31	130-287	.453	26-72	.361	95-128	.742	381	12.3
1992-93	28	223-478	.467	63-173	.364	111-144	.771	620	22.1
1993-94	29	208-446	.466	66-182	.363	110-140	.786	592	20.4
Totals	88	561-1211	.463	155-427	.363	316-412	.767	1593	18.1

## 5. Trent Jackson — 1,545

Season	G	FG-A	PCT	3P-A	PCT	FT-A	PCT	PTS	AVG
1985-86	13	35-83	.422	—	—	5-10	.500	75	5.8
1986-87	28	129-289	.446	46-103	.447	46-59	.780	350	12.5
1987-88	28	192-426	.451	74-164	.451	88-106	.830	546	19.5
1988-89	30	201-408	.493	73-163	.448	99-133	.744	574	19.1
Totals	99	557-1206	.462	193-430	.449	238-308	.773	1545	15.6

## 6. Clarence Sherrod — 1,408

Season	G	FG-A	PCT	3P-A	PCT	FT-A	PCT	PTS	AVG
1968-69	24	104-273	.381	—	—	92-120	.767	300	12.5
1969-70	24	185-438	.420	—	—	168-202	.832	538	22.4
1970-71	24	211-519	.407	—	—	148-200	.740	570	23.8
Totals	72	500-1230	.407	—	—	408-522	.782	1408	19.6

## 7. Cory Blackwell — 1,405

Season	G	FG-A	PCT	3P-A	PCT	FT-A	PCT	PTS	AVG
1981-82	27	147-330	.445	—	—	71-103	.689	365	13.5
1982-83	28	215-465	.462	1-4	.250	80-113	.708	511	18.3
1983-84	28	201-439	.458	—	—	127-181	.702	529	18.9
Totals	83	563-1234	.456	1-4	.250	278-397	.700	1405	16.9

## 8. Tracy Webster — 1,264

Season	G	FG-A	PCT	3P-A	PCT	FT-A	PCT	PTS	AVG
1991-92	31	186-419	.444	75-153	.490	90-115	.783	537	17.3
1992-93	28	139-354	.393	45-134	.336	72-89	.809	395	14.1
1993-94	29	120-272	.441	47-119	.395	45-63	.714	332	11.4
Totals	88	445-1045	.426	167-406	.411	207-267	.775	1264	14.4



# 30-POINT CLUB

- 42 Ken Barnes vs. Indiana, 3/8/65
- 
- 39 Rick Olson vs. Michigan, 1/14/84
- 
- 38 Dale Koehler vs. Iowa, 2/1/75  
38 Joe Franklin vs. Michigan State, 1/16/68
- 
- 37 Chuck Nagle vs. Michigan, 3/4/67
- 
- 36 Michael Finley vs. Missouri, 3/19/94  
36 Tracy Webster vs. SE Missouri St., 11/25/91  
36 Dale Koehler at Michigan, 2/2/76
- 
- 35 Rick Olson vs. San Francisco State, 12/2/85  
35 Claude Gregory vs. Kentucky State, 12/5/80  
35 Jack Brens vs. Indiana, 2/25/63  
35 Clarence Sherrod at Iowa, 2/10/70  
35 Don Rehfeldt at Northwestern, 2/11/50
- 
- 34 Michael Finley vs. Ohio State, 1/20/93  
34 Cory Blackwell at Minnesota, 2/19/83  
34 Cory Blackwell vs. Ohio State, 2/9/83  
34 Joe Franklin vs. Michigan, 1/6/68  
34 Bob Litzow vs. Indiana, 2/10/58  
34 Don Rehfeldt vs. Iowa, 2/28/49
- 
- 33 Michael Finley vs. Purdue, 2/13/93  
33 Tracy Webster vs. Illinois, 2/20/92  
33 Trent Jackson at Butler, 12/10/88  
33 Scott Roth vs. Oklahoma State, 12/29/83  
33 Claude Gregory at Iowa, 2/28/81  
33 Dale Koehler vs. Loyola (IL), 12/6/75  
33 Ron Jackson vs. Dayton, 12/28/61  
33 Dick Miller at Michigan State, 2/27/56
- 
- 32 Michael Finley vs. Michigan State, 2/2/94  
32 Michael Finley vs. UW-Green Bay, 12/5/92  
32 Danny Jones vs. Ohio State, 3/4/89  
32 Rick Olson at Minnesota, 2/22/86  
32 Rick Olson at Michigan State, 1/30/86  
32 Rick Olson vs. Ohio State, 2/9/85  
32 Claude Gregory vs. Iowa, 1/15/81  
32 Leon Howard at Ohio State, 2/5/72  
32 Clarence Sherrod vs. Eastern Illinois, 12/1/70  
32 Joe Franklin vs. Arizona, 12/30/66  
32 Dick Miller at Ohio State, 1/14/56
- 
- 31 Willie Simms vs. Bowling Green, 3/13/91  
31 Danny Jones at Michigan, 2/25/89  
31 Rick Olson vs. Illinois, 2/15/86  
31 Rick Olson vs. Purdue, 1/19/85  
31 Scott Roth vs. Illinois, 1/17/85  
31 Scott Roth at Northern Illinois, 12/22/84  
31 Cory Blackwell at Purdue, 3/12/83  
31 Larry Petty vs. Minnesota, 3/7/81  
31 Wes Matthews at Michigan, 2/22/79  
31 Claude Gregory vs. Nebraska, 12/27/79  
31 Bruce McCauley at Northwestern, 1/4/75  
31 Clarence Sherrod vs. Michigan, 1/9/71  
31 Albert Henry vs. Minnesota, 1/13/70  
31 Joe Franklin vs. Purdue, 3/2/68  
31 James Johnson vs. Northwestern, 2/21/67  
31 Jack Brens vs. Utah, 12/28/62  
31 Ken Siebel vs. Utah, 12/28/62  
31 Dick Miller vs. Minnesota, 2/21/55

- 31 Dick Cable vs. Tulane, 12/20/54  
31 Dick Cable at Notre Dame, 12/4/54  
31 John Kotz vs. Iowa, 3/7/42
- 
- 30 Michael Finley at Michigan, 1/29/94  
30 Michael Finley at Illinois, 1/27/93  
30 Michael Finley vs. Michigan, 2/26/92  
30 Tim Locum vs. Western Kentucky, 11/25/89  
30 Trent Jackson vs. Minnesota, 2/28/88  
30 J.J. Weber vs. Northwestern, 3/1/87  
30 Rick Olson vs. Purdue, 2/13/86  
30 Wes Matthews at Purdue, 2/16/80  
30 Clarence Sherrod vs. Tulane, 12/19/70  
30 Clarence Sherrod vs. Ohio State, 2/24/70  
30 Clarence Sherrod vs. Michigan State, 2/7/70  
30 Clarence Sherrod vs. Ohio U., 1/31/70  
30 Joe Franklin at Northwestern, 3/9/68  
30 Chuck Nagle vs. Purdue, 3/2/68  
30 Joe Franklin vs. Illinois, 3/11/67  
30 Joe Franklin vs. Nebraska, 12/1/65  
30 Mark Zubor vs. Illinois, 12/15/64  
30 Jim Biggs vs. Northwestern, 2/28/59  
30 Paul Morrow vs. Indiana, 2/16/53


*NOTE: The only players to have back-to-back 30-point games are Michael Finley, who had 30 at Michigan and 32 against Michigan State in 1994; Rick Olson, who had 30 against Purdue and 31 against Illinois in 1986; and Clarence Sherrod, who had 30 vs. Michigan State and 35 vs. Iowa in 1970.*

## 30-Point Games in a Career


1. Michael Finley, 1992- ..... 8  
Rick Olson, 1983-86 ..... 8
3. Clarence Sherrod, 1969-71 ..... 7  
Joe Franklin, 1966-68 ..... 7
5. Claude Gregory, 1978-81 ..... 4

## 30-Point Games in a Season


1. Rick Olson, 1986 ..... 5
2. Michael Finley, 1993 ..... 4  
Clarence Sherrod, 1970 ..... 4  
Joe Franklin, 1968 ..... 4
5. Michael Finley, 1994 ..... 3  
Clarence Sherrod, 1971 ..... 3  
Cory Blackwell, 1983 ..... 3  
Claude Gregory, 1981 ..... 3



Ken Barnes



Dale Koehler



Joe Franklin



# MEEDIA, ETC.

# MEDIA INFORMATION

## Credentials

Requests for credentials must be placed with the UW Sports Information Office in writing, at least one week in advance. Requests should be made on company letterhead. Upon receipt of applications, appropriate credentials are either mailed or available at the Sports Information Office or the press will-call window at Gate B of the Field House.

Credentials will be issued according to the following priority guidelines: 1) National publications and newspapers filing for the following day's publication. 2) All newspapers designated by the visiting sports information director. 3) Television and radio stations originating a live broadcast. 4) Television and radio stations covering for nightly news. 5) All other requests will be evaluated on a space-available basis, with preferences given to those who regularly cover Wisconsin basketball.

Spouses, dates, children and other non-workers will not be allowed in any of the media areas.

## Parking

A very limited number of parking passes are available. They will be issued on a first-come, first-served basis. Contact the Sports Information Office for further information.

## Radio

Each visiting radio station admitted for broadcast should contact the UW Sports Information Office at least one week prior to the game they wish to cover. Each station will be issued three credentials as per Big Ten guidelines. If credentials are not mailed, they may be picked up at the Sports Information Office, or on game day at the media will-call window at Gate B of the Field House. Radio facilities are located in the balcony level of the west side of the Field House.

## Photographers

Floor photo passes are limited to daily newspaper, wire service and television photographers. Photographers are expected to display their credentials prominently at all times and must work from behind either baseline. No photographers will be permitted along the length of the floor. The University of Wisconsin follows NCAA and Big Ten guidelines regarding event photography.

## Practices

All Wisconsin practices, including shoot-arounds, are closed. Van Gundy and players are available for interviews either before or after practice (see following schedule).

## Player Interviews

During the fall semester, when practices are scheduled from 1:30-4:30 p.m., players will be available for interviews from 4:30-5 p.m. During the winter semester, when practices

are scheduled from 4-7 p.m., players will be available from 3:30-4 p.m. All interviews must be arranged through the Sports Information Office. Please contact John Estes by noon of the day you wish to interview a player. No interviews are granted the day of a game, with the exception of postgame interviews.

Freshmen will be available for interviews just one day a week during their first semester. Contact John Estes at the Sports Information Office to check on each week's schedule.

Players' telephone numbers will not be made available to the media, and players have been instructed not to conduct interviews when contacted by telephone. For out-of-town reporters, requests for collect-call telephone interviews may be made with John Estes at the Sports Information Office.

## Van Gundy Interviews

Van Gundy will be available for interviews after practice in the fall semester and before practice during the winter semester. On the road, Van Gundy will be available to the media at the Badgers' hotel the day or evening before the game or following the team's shoot-around the day of the game. Call

## ROAD HEADQUARTERS

**Dec. 10: E. Michigan**  
Ann Arbor Sheraton  
3200 Boardwalk  
Ann Arbor, MI 48108  
(313) 996-0600

**Dec. 27: Stanford**  
Holiday Inn  
625 El Camino Real  
Palo Alto, CA 94301  
(415) 328-2800

**Dec. 31: Marquette**  
Hyatt Regency  
333 W. Kilbourn Ave.  
Milwaukee, WI 53203  
(414) 276-1234

**Jan. 7: Indiana**  
Holiday Inn  
1710 Kinser Pike  
Bloomington, IN 47404  
(812) 334-3252

**Jan. 11: Ohio State**  
Hyatt-Capitol Square  
75 E. State St.  
Columbus, OH 43215  
(614) 228-1234

**Jan. 21: Iowa**  
Holiday Inn  
210 S. Dubuque  
Iowa City, IA 52240  
(319) 337-4058

**Feb. 1: Michigan**  
Ann Arbor Sheraton  
3200 Boardwalk  
Ann Arbor, MI 48108  
(313) 996-0600

**Feb. 15: Northwestern**  
Omni-Orrington Hotel  
1710 Orrington Ave.  
Evanston, IL 60201  
(708) 866-8700

**Feb. 18: Penn State**  
The Nittany Lion Inn  
200 W. Park Ave.  
State College, PA 16803  
(800) 231-7500

**Feb. 26: Purdue**  
Howard Johnson's  
4343 State Rd. 26 East  
West Lafayette, IN 47905  
(317) 447-0575

**Feb. 28: Minnesota**  
Marriott City Center  
30 S. 7th Street  
Minneapolis, MN 55402  
(612) 349-4069

**March 11: Michigan State**  
Holiday Inn South  
6820 South Cedar St.  
Lansing, MI 48911  
(517) 694-8123

# MEDIA INFORMATION

John Estes at the Sports Information Office to arrange an interview.

Additionally, Van Gundy holds a weekly media conference throughout the season. These sessions are generally at 1 p.m. in the "W" Club Room in Camp Randall Stadium. Audio cuts from the conferences are available after 4 p.m. on Mondays by calling (608) 263-3100.

Out-of-town media members wishing to arrange a phone interview with Van Gundy should contact basketball secretary Barb Winterstein at (608) 262-4597. The best time to reach Van Gundy is weekdays from 9 a.m. to noon.

## Press Row Services

Working areas for the media are located on the west side of the Field House — in the mezzanine level for most print media and in the balcony for broadcast media. Coats and other personal belongings may be stored in the Reinke Room at the north end of the Field House. Programs, media guides, game notes and refreshments will be available in the Reinke Room before each game. Halftime and final statistics, play-by-play and coaches' quotes will be furnished to all working locations.

## Telephones

Telephone lines in the press area must be ordered at least one week in advance of the game(s) for which they are needed. Orders should be made through both Wisconsin Bell (800) 447-7738 and UW Telecommunications (608) 262-0521 during regular business hours. Several courtesy phones will be made available by the UW Sports Information Office.

## Fax-on-Demand Service

The Big Ten Conference office and league schools offer 24-hour access to the latest press releases, statistics, notes and box scores via a fax-on-demand network.

Because of this unique service, the University of Wisconsin no longer faxes or mails its basketball releases to media personnel. These releases/game notes can be accessed by requesting cell 3212 on the fax-on-demand system. Similarly, box scores (3214) and play-by-plays (3215) are available immediately after all home games. If media members do not want to access this service, there will be a \$10 charge to fax box scores.

To receive more information, contact the Big Ten Communications Department at (708) 696-1010 or the UW Sports Information Office at (608) 262-1811. *Because this service is designed for media use only, the phone number should not be given to the general public.*

## Postgame Interviews

Head coaches and selected Badger players will be available following each home game in the women's locker room in the southwest corner of the Field House on the lower level. Generally, the visiting coach will be available first, followed by Van Gundy, then UW players. The UW locker room is closed.

## MADISON TRAVEL INFORMATION

### Lodging

The following hotels and motels are located within 10-15 minutes of the Wisconsin campus:

Best Western-Inn on the Park, 22 S. Carroll St. ....	257-8811
Best Western-InnTowner, 2424 University Ave. ....	233-8778
Best Western-Midway, 3710 E. Washington Ave. ....	244-2424
Concourse Hotel, One W. Dayton St. ....	257-6000
Edgewater, 666 Wisconsin Ave. ....	256-9071
Hampton Inn East, 4820 Hayes Rd. ....	249-5300
Hampton Inn West, 516 Grand Canyon Dr. ....	833-3511
Holiday Inn East Towne, 4402 E. Washington Ave. ....	244-4703
Holiday Inn West, 1313 John Q. Hammons Dr. ....	831-2000
Holiday Inn Southeast, 3521 Evan Acres Rd. ....	222-9121
Howard Johnson's, 525 W. Johnson St. ....	251-5511
Ivy Inn, 2355 University Ave. ....	233-9717
Madison Inn, 601 Langdon St. ....	257-4391
Quality Inn South, 4916 E. Broadway Ave. ....	222-5501
Quality Inn West Towne Suites, 650 Grand Canyon Dr. ....	833-4200
Radisson Inn, 517 Grand Canyon Dr. ....	833-0100
Ramada Inn, 3841 E. Washington Ave. ....	244-2481
Sheraton Inn, 706 John Nolen Dr. ....	251-2300
University Inn, 441 N. State St. ....	257-4881

### Airline Service

Madison is served by the Dane County Airport, which has seven major airlines with approximately 100 flights a day. The airport is a 10-minute drive from the UW campus. Directions from the airport to campus are on page 156.

American Eagle .....	800-433-7300
ComAir (Delta) .....	800-221-1212
Midwest Express .....	800-452-2022
Northwest .....	800-225-2525
TWA Express .....	608-257-5707
USAir .....	800-428-4322
United .....	800-241-6522

### Airport Auto Rental

Budget .....	800-527-0700
Dollar .....	800-800-4000
Hertz .....	800-654-3131
National .....	800-227-7368

### Taxicab Service

Badger Cab .....	256-5566
Madison Taxi .....	258-7458
Union Cab .....	242-2000
Yellow Cab .....	831-8948

# TELEVISION COVERAGE

## BADGERS ON TV

### CBS

Feb. 11 ..... MICHIGAN  
Feb. 26 ..... at Purdue

### ESPN


Jan. 26 ..... PENN STATE  
Feb. 28 ..... at Minnesota  
Mar. 8 ..... INDIANA

### Raycom Regional


Jan. 28 ..... NORTHWESTERN  
Feb. 18 ..... at Penn State  
Mar. 4 ..... OHIO STATE  
Mar. 11 ..... at Michigan State

### Raycom Local

Nov. 26 ..... WRIGHT STATE  
Nov. 30 ..... UW-GREEN BAY  
Dec. 3 ..... TEXAS TECH  
Dec. 6 ..... VALPARAISO  
Dec. 14 .... UW-MILWAUKEE  
Dec. 23 .. LOYOLA MARYM'T  
Jan. 4 ..... MICHIGAN STATE  
Jan. 7 ..... at Indiana  
Jan. 11 ..... at Ohio State  
Jan. 14 ..... MINNESOTA  
Jan. 21 ..... at Iowa  
Feb. 1 ..... at Michigan  
Feb. 4 ..... ILLINOIS  
Feb. 22 ..... IOWA




*Craig Coshun*



*John Powless*



*Van Stoutt*



*Alan Zussman*

## Television Coverage

A minimum of 23 of the Badgers' 27 regular-season games, including every home game, will be televised live this season. Among those will be five nationally televised contests — two on CBS and three on ESPN — and four that will be shown throughout the Midwest on the Raycom Regional network. Wisconsin's flagship station, WMTV in Madison, will produce 14 games on its state network, which includes WVTM in Milwaukee.


WMTV sports director Craig Coshun, who called the action for several Badger games last season, heads this year's broadcast team. He is teamed with long-time analyst John Powless, who was head coach of the Badgers from 1969-76.

In addition to the live telecasts, several home games will also be aired on a delay basis on the state-wide Wisconsin Public Television network. WISC-TV sports director Van Stoutt and UW academic and student affairs director Alan Zussman handle the announcing duties.


## The Stan Van Gundy TV Show

"The Stan Van Gundy Show" airs in Madison and on a state-wide network. Hosted by WISC-TV's Van Stoutt, the 30-minute program features insights, interviews, highlights and viewer questions. Check local listings for the times in your area.

# RADIO COVERAGE



Matt Lepay



Mike Lucas

## Radio Coverage

Exclusive radio coverage of Badger basketball is heard on the 43-station Wisconsin Radio Network. The University Athletic Department and Learfield Communications entered into an agreement last fall for radio broadcast rights for UW football and basketball.

Learfield chose WIBA (1310 AM) and WOLX (94.9 FM) as its rights-holders in the Madison market and WTMJ (620 AM) in Milwaukee.

Calling all the action on the Wisconsin basketball network is Matt Lepay, who has been the voice of Badger basketball for the past six seasons. A 1984 graduate of Ohio State, Lepay was the sports director at WTSO before joining WIBA this season. He previously served as sports director of WNCI in Columbus, Ohio, and prior to that worked at stations in Athens and Piqua, Ohio.

Lepay, who also handled play-by-play on Badger football broadcasts this fall, serves as host of the Barry Alvarez and Stan Van Gundy call-in shows.

Joining Lepay on broadcasts this season is Mike Lucas, long-time sports columnist at *The Capital Times*. Lucas, who also adds color on UW football broadcasts, provides daily sports commentaries on WIBA.

## BADGERS ON RADIO

City	Station	Frequency
Amery	WXCE	1260 am
Antigo	WRLO	105.3 fm
Appleton	WHBY	1150 am
Ashland	WATW	1400 am
Beloit	WBEL	1380 am
Berlin	WISS	1090 am
Black River Falls	WWIS	1260 am
Dodgeville	WDMP	810 am
Duluth, MN	WDSM	710 am
Eau Claire	WBIZ	1400 am
Fond du Lac	KFIZ	1450 am
Green Bay	WNFL	1440 am
Hayward	WRLS	92.1 fm
Iron Mountain	WJNR	101.5 fm
Janesville	WCLO	1230 am
Kenosha	WLIP	1050 am
La Crosse	WKBH	1570 am
Lancaster	WGLR	1280 am
<b>Madison</b>	<b>WIBA</b>	<b>1310 am</b>
<b>Madison</b>	<b>WOLX</b>	<b>94.9 fm</b>
Manitowoc	WOMT	1240 am
Marshfield	WDLB	1450 am
Mauston	WRJC	1270 am
Medford	WIGM	1490 am
Milwaukee	WTMJ	620 am
Monroe	WEKZ	1260 am
Platteville	WTOQ	1590 am
Portage	WPDR	1350 am
Reedsburg	WRDB	1400 am
Rhineland	WOBT	1240 am
Rice Lake	WJMC	1240 am
Richland Center	WRCO	1450 am
River Falls	WEVR	1550 am
Shawano	WTCH	960 am
Sheboygan	WHBL	1330 am
Sparta	WKLJ	1290 am
Stevens Point	WSPO	1010 am
Sturgeon Bay	WDOR	910 am
Viroqua	WVRQ	1360 am
Waupaca	WDUX	800 am
Wausau	WSAU	550 am
West Bend	WBKV	1470 am
Wisconsin Rapids	WFHR	1320 am

Due to programming commitments, affiliates may not carry all games.



# SPORTS INFORMATION STAFF




**Steve Malchow**

Steve Malchow is in his fifth year as Director of Sports Information at the University of Wisconsin. He is in charge of publicity for all 11 Badger men's sports programs.

Malchow worked from 1979-89 at the University of Iowa as a student, graduate and full-time assistant in the Hawkeye sports information office before accepting his post with Wisconsin.

He is a member of the College Sports Information Directors of America (CoSIDA), which has honored more than 30 of his press guides for excellence. Malchow's 1985 football and basketball yearbooks were rated first and second in the nation, respectively.

The 1983 graduate of Iowa earned degrees in marketing, journalism and management sciences. A native of Sioux City, Iowa, Malchow is single and resides in Madison.



**John Estes**

John Estes is in his fourth season as associate sports information director at Wisconsin. He was formerly associate SID at Northwestern University. Estes handles publicity for the Badger basketball team and assists with football. He also serves as editor of the football and basketball game programs and oversees sports information tasks for golf, tennis and swimming.

Estes spent four years as a member of the Northwestern staff. His publications have won several CoSIDA awards, including "Best in the Nation" for NU's 1988 volleyball media guide.

A native of Racine, Wis., Estes earned a journalism degree from Drake University in 1981 and a master's degree in sports administration from Western Illinois in 1987. He and his wife, Dianne, reside in Middleton.



**Julie Kluge**

Julie Kluge is in her fifth campaign as a full-time member of the UW Sports Information staff. She has worked for the Wisconsin athletic department since 1984.

Kluge directs all publicity for Wisconsin's hockey, cross country and track squads. She also assists with Badger football. The 1988 graduate of Wisconsin has B.S. degrees in zoology and secondary education.

Kluge, who served as publicity director of the Western Collegiate Hockey Association in 1989, is editor of both the UW hockey media guide and game program. Her 1991 media guide was judged fifth-best in the nation by the College Sports Information Directors of America.

A native of Benton, Wis., Kluge is single and resides in Fitchburg.

## DIRECTORY

**Sports Information**  
1440 Monroe Street  
Madison, WI 53711  
(608) 262-1811

**Steve Malchow**  
Home: 238-8199

**John Estes**  
Home: 836-5405

**Julie Kluge**  
Home: 271-3549

**Dan Meyer, Intern**  
**Barb Wyatt, Secretary**

### Student Assistants

Jesse Asadow  
Lisa Dinzeo  
Mike Houck  
Britt Kinder  
Marija Neubauer  
Judd Zusel

**Sports Information Fax**  
262-8184

**Field House Press Row**  
262-7869

**Athletic Department**  
262-1866

**Basketball Office**  
262-4597

**Ticket Office**  
262-1440  
1-800-GO-BADGERS

# ATHLETIC OPPONENT SID DIRECTORY

## EASTERN MICHIGAN

200 Bowen Fieldhouse  
Ypsilanti, MI 48197

BB SID: Jim Streefer  
Office: (313) 487-0317  
Home: (313) 485-3221  
Fax: (313) 485-3840

## ILLINOIS

1817 South Neil St., #201  
Champaign, IL 61820

BB SID: Dick Barnes  
Office: (217) 333-1391  
Home: (217) 384-8133  
Fax: (217) 333-5540

## INDIANA

Assembly Hall  
Bloomington, IN 47405

BB SID: Gregg Elkin  
Office: (812) 855-2421  
Home: (812) 330-0550  
Fax: (812) 855-9401

## IOWA

Carver-Hawkeye Arena  
Iowa City, IA 52242

BB SID: Steve Roe  
Office: (319) 335-9411  
Home: (319) 339-0980  
Fax: (319) 335-9417

## LOYOLA MARYMOUNT

P.O. Box 346  
Los Angeles, CA 90045

BB SID: Bruce Meyers  
Office: (310) 338-2765  
Home: (310) 374-0388  
Fax: (310) 338-2703

## MARQUETTE

1212 W. Wisconsin Ave.  
Milwaukee, WI 53233

BB SID: Kathleen Hohlf  
Office: (414) 288-5287  
Home: (414) 645-1419  
Fax: (414) 288-6519

## MICHIGAN

1000 South State St.  
Ann Arbor, MI 48109

BB SID: Bruce Madej  
Office: (313) 763-4423  
Home: (313) 971-2549  
Fax: (313) 747-1188

## MICHIGAN STATE

Olds Hall, Fourth floor  
East Lansing, MI 48824

BB SID: John Farina  
Office: (517) 355-2271  
Home: (517) 355-5914  
Fax: (517) 353-9636

## MINNESOTA

516 15th Ave. SE  
Minneapolis, MN 55455

BB SID: Bill Crumley  
Office: (612) 625-4090  
Home: (612) 425-5886  
Fax: (612) 625-0359

## NORTHWESTERN

1501 Central St.  
Evanston, IL 60208

BB SID: Greg Shea  
Office: (708) 491-8816  
Home: (312) 935-1436  
Fax: (708) 491-8818

## OHIO STATE

124 St. John Arena  
Columbus, OH 43210

BB SID: Steve Snapp  
Office: (614) 292-6861  
Home: (614) 791-9675  
Fax: (614) 292-8547

## PENN STATE

234 Recreation Building  
University Park, PA 16802

BB SID: Jeff Brewer  
Office: (814) 865-1757  
Home: (814) 231-2009  
Fax: (814) 863-3165

## PURDUE

1790 Mackey Arena  
West Lafayette, IN 47907

BB SID: Steve Allen  
Office: (317) 494-3202  
Home: (317) 463-7100  
Fax: (317) 494-5447

## STANFORD

Sports Information  
Stanford, CA 94305

BB SID: Bob Vazquez  
Office: (415) 723-4418  
Home: (510) 791-0441  
Fax: (415) 725-2957

## TEXAS TECH

P.O. Box 43021  
Lubbock, TX 79409

BB SID: Kelly Robinson  
Office: (806) 742-2770  
Home: (806) 793-5291  
Fax: (806) 742-1970

## VALPARAISO

Recreation Center  
Valparaiso, IN 46383

BB SID: Bill Rogers  
Office: (219) 464-5232  
Home: (219) 477-4605  
Fax: (219) 464-5762

## UW-GREEN BAY

2420 Nicolet Dr.  
Green Bay, WI 54311

BB SID: Sue Bodilly  
Office: (414) 465-2145  
Home: (414) 498-8956  
Fax: (414) 465-2357

## UW-MILWAUKEE

P.O. Box 143  
Milwaukee, WI 53201

BB SID: Paul Helgren  
Office: (414) 229-4593  
Home: (414) 483-0383  
Fax: (414) 229-6759

## WRIGHT STATE

Nutter Center  
Dayton, OH 45435

BB SID: Bob Noss  
Office: (513) 873-2771  
Home: (513) 438-8665  
Fax: (513) 873-2368



# PRIMARY MEDIA OUTLETS

## Newspapers

Vic Feuerherd  
Wisconsin State Journal  
P.O. Box 8058  
Madison, WI 53708  
Phone: (608) 252-6165  
Fax: (608) 252-6119

Rob Schultz  
Capital Times  
P.O. Box 8060  
Madison, WI 53708  
Phone: (608) 252-6474  
Fax: (608) 252-6445

Dennis Chaptman  
Milwaukee Journal  
23 N. Pinckney St.  
Madison, WI 53703  
Phone: (608) 256-2553  
Fax: (608) 256-7238

Michael Hunt  
Milwaukee Sentinel  
202 State St., #202  
Madison, WI 53703  
Phone: (608) 258-2271  
Fax: (608) 258-2279

Pat Stiegman  
Badger Plus  
5702 Bellows Circle  
Madison, WI 53716  
Phone: (608) 221-3505  
Fax: (608) 221-8504

Sports Editor  
Badger Herald  
550 State St.  
Madison, WI 53703  
Phone: (608) 257-6579  
Fax: (608) 257-6899

Sports Editor  
Daily Cardinal  
Vilas Hall  
Madison, WI 53706  
Phone: (608) 262-5857  
Fax: (608) 262-0404

Chuck Carlson  
Appleton Post-Crescent  
306 W. Washington St.  
Appleton, WI 54912  
Phone: (414) 733-4411  
Fax: (414) 733-1945

Paul McKillip  
Kenosha News  
715 58th St.  
Kenosha, WI 53141  
Phone: (414) 657-1000  
Fax: (414) 657-5101

John McPoland  
Janesville Gazette  
One S. Parker Dr.  
Janesville, WI 53547  
Phone: (608) 754-3311  
Fax: (608) 754-8179

## Wire Service

Arnie Stapleton  
Associated Press  
918 N. Fourth St.  
Milwaukee, WI 53203  
Phone: (414) 271-0158  
Fax: (414) 225-3599

## Television

Craig Coshun  
WMTV TV (Ch. 15)  
615 Forward Dr.  
Madison, WI 53711  
Phone: (608) 274-7817  
Fax: (608) 271-5194  
*Play-By-Play*

Van Stoutt  
WISC TV (Ch. 3)  
7025 Raymond Rd.  
Madison, WI 53719  
Phone: (608) 276-7400  
Fax: (608) 271-0800  
*Play-By-Play (Delay)*

Jay Wilson  
WKOW TV (Ch. 27)  
P.O. Box 100  
Madison, WI 53701  
Phone: (608) 274-6118  
Fax: (608) 274-9569

John Powless  
6522 Schroeder Rd.  
Madison, WI 53711  
Phone: (608) 274-6262  
Fax: (608) 829-2032  
*Color Commentary*

Bill Ferris  
WHA TV  
821 University Ave.  
Madison, WI 53706  
Phone: (608) 263-2121  
Fax: (608) 263-9763  
*Delay Broadcast*


## Radio

Matt Lepay  
WIBA Radio  
P.O. Box 99  
Madison, WI 53701  
Phone: (608) 274-5450  
Fax: (608) 275-7125  
*Play-By-Play*

Mike Lucas  
WIBA Radio  
P.O. Box 99  
Madison, WI 53701  
Phone: (608) 274-5450  
Fax: (608) 274-5521  
*Color Commentary*

Jack Swanson  
WTSO Radio  
5721 Tokay Blvd.  
Madison, WI 53719  
Phone: (608) 274-1070  
Fax: (608) 275-7125

Mike Moyer  
Wisconsin Radio Network  
302 E. Washington Ave,  
#102  
Madison, WI 53703  
Phone: (608) 251-3900  
Fax: (608) 251-7233



Sophomore guard Darnell Hoskins

# ATHLETIC DEPARTMENT DIRECTORY

## Administration (608/262-1866)

Director of Athletics .....	Pat Richter .....	262-5068
Administrative Officer .....	Al Fish .....	262-3157
Assoc. AD/Sports Administrator .....	Cheryl Marra .....	263-3214
Assoc. AD/Sports Administrator .....	Joel Maturi .....	262-0099
Compliance Coordinator .....	Paul Winters .....	265-2973
Fundraising & Booster Clubs .....	Duane Kleven .....	262-1911
Marketing, Promotions & Licensing .....	Vince Sweeney .....	262-5583
Academic & Student Affairs Director .....	Alan Zussman .....	262-1787
Sports Information Director (M) .....	Steve Malchow .....	262-1811
Sports Information Director (W) .....	Tam Flarup .....	263-5502
Business Manager .....	Nancy Seifert .....	262-5449
Community Relations .....	Jim Bakken .....	262-0119
Compliance Coordinator .....	Paul Winters .....	265-2973
Equipment Manager .....	Jim McCormick .....	262-3789
Strength & Conditioning .....	John Dettmann .....	262-3800
Ticket Director .....	Tim Van Alstine .....	262-1440
Head Trainer .....	Dennis Helwig .....	262-5600
Technical Services Coordinator .....	Jim Roberts .....	262-5100

## Head Coaches

Basketball (M) .....	Stan Van Gundy .....	262-4597
Basketball (W) .....	Jane Albright-Dieterle .....	263-5506
Crew (M) .....	Randy Jablonic .....	262-4954
Crew (W) .....	Sue Ela .....	263-6698
Cross Country (M) .....	Martin Smith .....	262-5729
Cross Country (W) .....	Peter Tegen .....	263-5109
Football .....	Barry Alvarez .....	262-1861
Golf (M&W) .....	Dennis Tiziani .....	249-1000
Hockey .....	Jeff Sauer .....	262-3932
Soccer (M) .....	Jim Launder .....	262-7749
Soccer (W) .....	Dean Duerst .....	263-5493
Softball .....	Karen Gallagher .....	262-1866
Swimming (M&W) .....	Nick Hansen .....	262-5788
Tennis (M) .....	Pat Klingelhoets .....	262-0997
Tennis (W) .....	Patti Henderson .....	263-6304
Track & Field (M) .....	Ed Nuttycombe .....	262-4397
Track & Field (W) .....	Peter Tegen .....	263-5109
Volleyball .....	John Cook .....	263-5670
Wrestling .....	Barry Davis .....	262-4399

## SPORTS INFORMATION DEPARTMENT

1440 Monroe Street Madison, WI 53711  
(608) 262-1811 Fax: 262-8184


Director .....	Steve Malchow
Assoc. Director/Basketball SID .....	John Estes
Assistant Director .....	Julie Kluge
Secretary .....	Barb Wyatt
Intern .....	Dan Meyer
Malchow at home .....	238-8199
Estes at home .....	836-5405
Kluge at home .....	271-3549




**James Hoyt**  
Ath. Board Chairman/  
Faculty Representative



**Barbara Wolfe**  
Faculty Representative




**Pat Richter**  
Director of Athletics




**Alan Fish**  
Administrative Officer




**Cheryl Marra**  
Associate AD/  
Sports Administrator



**Joel Maturi**  
Associate AD/  
Sports Administrator



**Alan Zussman**  
Academic & Student  
Services Director



**Vince Sweeney**  
Marketing & Licensing  
Director

---

# WISCONSIN FIELD HOUSE



**T**he Wisconsin Field House has been the home of the Badgers since 1930. The building was a project of former athletic director George Little when he arrived at Wisconsin-Madison in 1925.

In 1927, Little proposed to the athletic council and regents the plan under which the Field House was to be constructed. This proposal met the approval of the board after two previous attempts had failed.

The original layout included a \$650,000 building to house both an indoor training facility for intercollegiate teams and the required program of physical education. The portion to be used for intercollegiate athletics was estimated at \$385,000.

The intercollegiate section of the facility housed the men's and women's basketball teams and the wrestling squad. Its construction cost approximately \$434,000. The first game played in the Field House was on Dec. 13, 1930, when the Badger men's basketball team posted a 17-14 win over Carroll College. The official dedication game followed on Dec. 18, when Wisconsin downed Pennsylvania, 25-12.

The structure remains a part of Camp Randall Stadium, standing on the south end of the field, with stands built against its north wall. The Field House originally contained a basketball floor with a seating capacity of 12,000, a complete track

facility, and room for indoor football and baseball training.

The football, track and field and baseball teams moved to the Camp Randall Memorial Sports Center, better known as "the Shell," upon its completion in 1956.

In April of 1976, the state Building Commission approved \$718,000 for the renovation of the Field House. The project was aimed at improving the seating facility and allowing for other activities to be held in the building.

Permanent bleachers were added to the north, south and west sides of the court, with portable seats and a stage area on the east side. This effort brought the seating capacity to 11,500. New locker rooms and a training facility were constructed under the west stands and the existing locker rooms were renovated.

A new lighting system was added in 1977, along with an improved sound system. A state-of-the-art scoreboard was installed prior to the 1991-92 season.

In addition to serving as the home for the UW men's and women's basketball, wrestling and volleyball teams, the Field House is the site of the WIAA boys' and girls' state basketball tournaments, the WIAA state wrestling tournament, concerts, graduation ceremonies and numerous other events.

# FIELD HOUSE ATTENDANCE

Year	All Games			Big Ten Games			Season High
	G	Attend.	Avg.	G	Attend.	Avg.	
1941	12	130,150	10,846	6	71,150	11,858	14,000
1942	11	116,050	10,550	7	74,800	10,686	14,000
1943	11	118,000	10,727	6	69,000	11,500	14,000
1944	10	84,200	8,420	6	58,700	9,783	14,000
1945	11	98,000	8,909	6	55,500	9,250	11,500
1946	11	96,900	8,809	6	65,500	10,917	14,000
1947	11	124,700	11,336	6	78,600	13,100	13,800
1948	10	130,900	13,090	6	79,000	13,167	13,500
1949	12	150,000	12,500	6	78,500	13,083	13,500
1950	11	139,500	12,681	6	78,000	13,000	13,000
1951	11	130,550	11,868	7	89,350	12,764	13,000
1952	11	132,000	12,000	7	83,200	11,857	13,000
1953	11	129,726	11,793	9	107,026	11,892	13,500
1954	11	108,192	9,836	7	77,229	11,032	13,500
1955	11	92,150	8,377	7	71,800	10,257	12,100
1956	11	66,100	6,009	7	47,100	6,729	10,000
1957	11	57,529	5,230	7	33,929	4,847	7,193
1958	11	61,448	5,586	7	40,871	5,839	8,200
1959	11	58,527	5,321	7	32,317	4,617	7,410
1960	12	75,216	6,268	7	53,253	7,608	12,187
1961	10	65,685	6,569	7	47,843	6,835	13,472
1962	13	88,681	6,822	7	63,512	9,073	13,545
1963	13	88,905	6,839	7	57,244	8,178	12,088
1964	10	69,873	6,987	7	56,870	8,124	13,217
1965	10	63,823	6,382	7	47,380	6,769	9,538
1966	12	85,199	7,100	7	61,737	8,819	11,573
1967	11	116,855	10,623	7	74,789	10,684	12,729
1968	11	104,346	9,486	7	66,845	9,549	11,926
1969	11	112,949	10,268	7	72,956	10,422	11,569
1970	11	97,686	8,881	7	63,869	9,124	12,392
1971	12	81,051	6,754	7	47,967	6,852	7,953
1972	12	79,922	6,660	7	51,730	7,390	8,235
1973	11	84,242	7,658	7	53,549	7,650	8,236
1974	13	98,346	7,565	7	63,183	9,026	12,204
1975	15	82,981	5,532	9	44,120	4,902	7,462
1976	14	72,996	5,214	9	52,845	5,872	9,363
1977	13	90,609	6,970	9	61,643	6,849	8,501
1978	14	122,075	8,720	9	81,423	9,047	11,238
1979	14	114,945	8,210	9	76,062	8,451	12,204
1980	15	115,960	7,731	9	82,430	9,159	11,895
1981	15	101,606	6,774	9	65,109	9,234	9,026
1982	13	65,505	5,039	9	49,618	5,513	9,281
1983	15	113,617	7,574	9	73,258	8,140	11,442
1984	13	98,280	7,560	9	76,050	8,450	11,019
1985	15	103,795	6,920	9	74,170	8,241	9,868
1986	15	112,131	7,475	9	77,536	8,615	11,092
1987	15	110,876	7,392	9	78,002	8,667	11,866
1988	14	110,545	7,896	9	78,866	8,762	11,068
1989	17	161,810	9,518	9	95,388	10,599	11,886
1990	14	142,291	10,164	9	96,740	10,749	11,898
1991	17	171,680	10,099	9	97,960	10,884	11,924
1992	17	160,580	9,446	9	95,019	10,558	12,305
1993	17	176,578	10,387	9	101,603	11,289	11,500
1994	16	184,000	11,500	9	103,500	11,500	11,500

## THE TOP CROWDS

Date	Score	Attend.
2/16/46	Iowa 44, UW 39	14,000
2/19/44	Purdue 52, UW 50	14,000
2/13/43	Indiana 51, UW 44	14,000
1/11/43	Illinois 52, UW 40	14,000
3/7/42	UW 62, Iowa 45	14,000
3/22/41	UW 36, Pittsburgh 30	14,000
2/26/47	Ohio State 57, UW 56	13,800
3/1/41	UW 42, Minnesota 32	13,750
2/15/41	UW 46, Illinois 30	13,600
3/3/62	UW 86, Ohio State 67	13,565

## YEAR-BY-YEAR RECORD

Year	W	L	Pct.	1963	8	5	.615
1931	7	3	.700	1964	5	5	.500
1932	7	4	.636	1965	5	5	.500
1933	4	6	.400	1966	9	3	.750
1934	10	2	.833	1967	7	4	.636
1935	11	2	.846	1968	9	2	.818
1936	9	3	.750	1969	8	3	.727
1937	7	4	.636	1970	6	6	.500
1938	8	3	.727	1971	7	6	.538
1939	8	3	.727	1972	9	3	.750
1940	4	6	.400	1973	8	3	.727
1941	11	1	.917	1974	11	2	.846
1942	9	2	.818	1975	8	7	.533
1943	7	4	.636	1976	7	7	.500
1944	5	5	.500	1977	7	6	.538
1945	6	5	.545	1978	7	7	.500
1946	4	7	.364	1979	9	5	.643
1947	9	2	.818	1980	11	4	.733
1948	9	1	.900	1981	9	6	.600
1949	9	3	.750	1982	4	9	.308
1950	10	1	.909	1983	7	8	.467
1951	6	5	.545	1984	6	7	.462
1952	6	5	.545	1985	10	5	.667
1953	9	2	.818	1986	8	7	.533
1954	7	4	.636	1987	8	7	.533
1955	6	5	.545	1988	8	6	.571
1956	3	8	.273	1989	14	3	.824
1957	4	7	.364	1990	8	6	.571
1958	5	6	.454	1991	11	6	.647
1959	3	8	.273	1992	11	6	.647
1960	5	7	.417	1993	11	6	.647
1961	6	4	.600	1994	14	2	.875
1962	10	3	.769				
					<b>494</b>	<b>299</b>	<b>.623</b>

# WISCONSIN FIELD HOUSE



## Directions to the Field House


*From the Dane County Airport* — Exit airport via International Lane to Packers Avenue (Hwy. 113). Turn left on Packers Avenue, which changes to Pennsylvania Avenue, Johnson Street, Gorham Street and then University Avenue. Stay on University Avenue through campus until Randall Avenue (look for Milan's Sub Shop and McDonald's on the left side of University). Turn left on Randall Avenue. Go approximately three blocks until Randall forks. Take the right fork (Monroe Street). The Field House is located on the right side on Monroe Street.

*From south and I-90 (from Chicago)* — Take I-90 to the Madison beltline (Highway 12/18). West on the beltline to Park Street (Hwy. 151). Exit right (north). Take Park Street to Regent Street. Turn left on Regent Street, then approximately six blocks to the Field House.

*From east and I-94 (from Milwaukee)* — Take I-94 to Highway 30 West. Take Highway 30 to its end at Highway 113 South. Turn left onto 113 South, which becomes Packers/Pennsylvania Avenue. Continue on Packers/Pennsylvania Avenue, which changes to Johnson Street, Gorham Street (one way) and then University Avenue. Stay on University Avenue through campus until Randall Avenue (look for Milan's Sub Shop and McDonald's on the left side of University). Turn left on Randall Avenue. Go approximately three blocks until Randall forks. Take the right fork (Monroe Street). The Field House is located on the right side on Monroe Street.

*From west and I-90/94 (from Minneapolis)* — Take I-90/94 to Highway 151 South (East Washington Avenue). Continue on East Washington Avenue to State Capitol building. Turn right on Webster Street and complete half a square around the Capitol (Webster to Dayton to Fairchild). Turn right on West Washington Avenue. Follow West Washington to Regent Street. Turn right onto Regent Street. Follow Regent to the Field House.

# DIRECTOR OF ATHLETICS



**P**at Richter, the former Wisconsin all-America gridiron star and the last nine-time letterwinner in school history, continues to work his magic as Director of Athletics at his alma mater.

During a time of budget tightening, presidential reform and gender equity concerns, Richter has built one of the most respected intercollegiate athletic programs in the nation.

Entering his fifth seasons as Director of Athletics, Richter enjoyed a '93-94 campaign that included many accomplishments. A Rose Bowl victory over UCLA was the Badgers' first appearance in Pasadena since Richter's 1962 squad lost to No. 1 USC. Wisconsin was first nationally in college football attendance increase and finished fifth in the coaches' final poll.

The men's basketball team made its first appearance in the NCAA tournament in 47 years, won 18 games for only the fourth time in school history and advanced to the second round of the national tourney. The hockey team participated in its national championship for the seventh year in a row and 19 of the division's 20 sports have competed in NCAA post-season play during his tenure.

In 1994, Wisconsin finished among the national leaders for the prestigious Director's Cup, presented by the Na-

tional Association of Collegiate Directors of Athletics (NACDA) for all-around athletic success.

Perhaps most satisfying to Richter, however, was the department's elimination of what was a \$2.1 million deficit in 1990. The Badgers were a huge success at the gate last year by filling their venues for football, basketball and hockey to 98.3 percent of capacity. The entire basketball season was sold out on a season ticket basis for the first time in school history.

Named to his position in December of 1989, Richter is in charge of 20 sports, nearly 700 student-athletes, more than 160 employees and a large physical plant.

## Athletic Career

Richter's affiliation with Badger athletics started as an undergraduate, when he earned three letters each in football, basketball and baseball.

Pat earned all-America (1961-62), academic all-America (1962) and all-Big Ten (1961-62) honors as a football end. He led Wisconsin to the 1963 Rose Bowl and set a game record with 11 receptions in one of the best Rose Bowl games ever.

Richter led the Big Ten in receiving twice and is still the third-leading receiver in school history. As a senior, Richter won Wisconsin's 1963 Big Ten Medal of Honor (given for proficiency in scholarship and athletics) and received the Knute Rockne Award (given to the nation's top lineman).

Richter earned all-conference honors in baseball (1963) and led the Badgers in hits, home runs and runs batted in three times. Pat earned his scholarship for basketball, where the 6-6 center played three seasons.

After earning his B.S. degree from the UW in landscape architecture in 1964, Pat was a first-round draft pick of the NFL's Washington Redskins. He played eight years (1963-71).

## Professional Life


Upon retirement from the NFL, he returned to Wisconsin to earn his law degree (1971). After employment with a Madison law firm, he worked his way up to Vice President of Personnel at the

Oscar Mayer Corporation.

Richter was honored with an NCAA Silver Anniversary Award for post-college achievements in 1988. He is a member of the Wisconsin State Athletic and Madison Sports Halls of Fame and the NFL Player and Alumni Associations. Pat was included in the inaugural class of the Athletic Department Hall of Fame in 1991. Last spring, he was a finalist for induction into the CoSIDA Academic All-America Hall of Fame.

## Personal Life

Richter and his wife, Renee, have four children: Scott, Brad, Barry and Tim. Barry was a member of the 1994 U.S. Olympic hockey team and currently plays in the New York Rangers' organization.





# BIG TEN CONFERENCE

A meeting of seven Midwest university presidents on Jan. 11, 1895, at the Palmer House in Chicago to discuss the regulation and control of intercollegiate athletics was the first development of what would become one of organized sports' most successful undertakings.

Those seven men, behind the leadership of James H. Smart, president of Purdue University, established the principles for which the Intercollegiate Conference of Faculty Representatives, more popularly known as the Big Ten Conference, would be founded.

At that meeting, a blueprint for the control and administration of college athletics under the direction of appointed faculty representatives was outlined. The presidents' first-known action was "restricted eligibility for athletics to bonafide, full-time students who were not delinquent in their studies." This helped limit some problems of the times, especially the participation of professional athletes and "non-students" in the university's regular sporting events. That legislation, along with others that would follow in the coming years, served as the primary building block for amateur intercollegiate athletics.

Eleven months after the presidents met, one faculty member from each of those seven universities met at the same Palmer House and officially established the mechanics of the "Intercollegiate Conference of Faculty Representatives," or "Big Ten Conference" or "Western Conference."

Those seven universities were: the University of Chicago, the University of Illinois, the University of Michigan, the University of Minnesota, Northwestern University, Purdue University and the

University of Wisconsin. Indiana University and the State University of Iowa (now the University of Iowa) were admitted in 1899. The Ohio State University joined in 1912. Chicago withdrew in 1946 and Michigan State College (now Michigan State University) was added three years later in 1949.

After a 40-year period of constancy in membership, the Conference expanded to 11 members for the first time. On June 4, 1990, the Council of Presidents voted to confirm its earlier decision to integrate Pennsylvania State University into the Conference.

At the turn of the century, faculty representatives established rules for intercollegiate athletics that were novel for the time. As early as 1906, the faculty approved legislation that required eligible athletes to meet entrance requirements and to have completed a full year's work, along with having one year of residence. Freshmen and graduate students were not permitted to compete, training tables were forbidden, and coaches were to be appointed by university bodies "at modest salaries."

Football and baseball were the popular sports prior to 1900. Wisconsin won the first two football championships and Chicago claimed the first three baseball titles. The first "official" sponsored championship was in outdoor track, and it was held at the University of Chicago in 1906. It was won by Michigan.

Since then, there have been many different athletic events popularized on Big Ten campuses. Some became extremely popular — football and basketball, for example. Others, like boxing, fell by the wayside. Today, the Big Ten sponsors 12 championships for men and 11 for women.

## **BIG TEN CONFERENCE**

**The Big Ten Conference**  
1500 West Higgins Road  
Park Ridge, IL 60068-6300  
(708) 696-1010  
Fax: (708) 696-1110

**James Delany**  
Commissioner

**Kevin Weiberg**  
Associate Commissioner

**Rich Falk**  
Assistant Commissioner

**Phyllis Howlett**  
Assistant Commissioner

**Carol Iwaoka**  
Assistant Commissioner

**Mark Rudner**  
Assistant Commissioner

**Robert Vowells Jr.**  
Assistant Commissioner

**Dennis LaBissoniere**  
Director of Information Services

**Mary Masters**  
Managing Editor and  
Special Projects Director

# BIG TEN COMPOSITE SCHEDULE

## January

- 3 Purdue at Michigan ..... 7:30 EST
- 4 Indiana at Iowa ..... 7 CST
- Michigan State at *Wisconsin* ..... 7 CST
- Ohio State at Illinois ..... 7 CST
- Penn State at Minnesota ..... 7 CST
- 7 Illinois at Northwestern ..... 3 CST
- Iowa at Michigan State ..... 2 EST
- Minnesota at Purdue ..... 8 EST
- Wisconsin* at Indiana ..... 8 EST
- 8 Michigan at Penn State ..... 2 EST
- 10 Illinois at Purdue ..... 7:30 EST
- 11 Iowa at Michigan ..... 8 EST
- Michigan State at Indiana ..... 8 EST
- Northwestern at Minnesota ..... 7 CST
- Wisconsin* at Ohio State ..... 8 EST
- 14 Michigan at Northwestern ..... 7 CST
- Minnesota at *Wisconsin* ..... 7 CST
- Penn State at Ohio State ..... 8 EST
- Purdue at Iowa ..... 2 EST
- Indiana at Illinois ..... 7 CST
- 17 Michigan at Illinois ..... 6:30 CST
- 18 Indiana at Penn State ..... 8 EST
- N'western at Michigan State ..... 8 EST
- Ohio State at Minnesota ..... 7 CST
- 21 Illinois at Minnesota ..... 2 CST
- Northwestern at Penn State ..... 8 EST
- Ohio State at Purdue ..... 1 EST
- Wisconsin* at Iowa ..... 7 CST
- 22 Michigan State at Michigan .. 2:15 EST
- 24 Michigan at Indiana ..... 7:30 EST
- 25 Iowa at Ohio State ..... 8 EST
- Minnesota at Michigan State .... 8 EST
- Purdue at Northwestern ..... 7 CST
- 26 Penn State at *Wisconsin* ..... 8:30 CST

- 28 Michigan State at Illinois ..... 7 CST
- Minnesota at Iowa ..... Noon CST
- Northwestern at *Wisconsin* ..... 2 CST
- Ohio State at Indiana ..... 5 EST
- Purdue at Penn State ..... 8 EST
- 31 Indiana at Purdue ..... 7:30 EST

## February

- 1 Illinois at Iowa ..... 7 CST
- Ohio State at Northwestern ..... 7 CST
- Wisconsin* at Michigan ..... 8 EST
- 2 Penn State at Michigan State .. 7:30 EST
- 4 Iowa at Penn State ..... 1 EST
- Illinois at *Wisconsin* ..... 7 CST
- Indiana at Northwestern ..... 2 CST
- Michigan at Minnesota ..... 7 CST
- Michigan State at Ohio State .... 8 EST
- 7 Purdue at Michigan State ..... 7:30 EST
- 8 Minnesota at Indiana ..... 8 EST
- Ohio State at Michigan ..... 8 EST
- Penn State at Illinois ..... 7 CST
- 9 Northwestern at Iowa ..... 6:30 CST
- 11 Michigan at *Wisconsin* ..... 3 CST
- Iowa at Illinois ..... 1 CST
- Michigan State at Penn State .. Noon EST
- Northwestern at Ohio State ..... 8 EST
- 12 Purdue at Indiana ..... 12:45 EST
- 14 Indiana at Ohio State ..... 7:30 EST
- 15 Illinois at Michigan State ..... 8 EST
- Iowa at Minnesota ..... 7 CST
- Penn State at Purdue ..... 8 EST
- Wisconsin* at Northwestern ..... 7 CST
- 18 Michigan State at Minnesota ... 2 CST
- Northwestern at Purdue ..... 8 EST
- Ohio State at Iowa ..... 7 CST
- Wisconsin* at Penn State ..... 1 EST

- 19 Indiana at Michigan ..... 3:45 EST
- 21 Michigan at Michigan State ... 7:30 EST
- 22 Iowa at *Wisconsin* ..... 7 CST
- Minnesota at Illinois ..... 7 CST
- Penn State at Northwestern ..... 7 CST
- Purdue at Ohio State ..... 8 EST
- 25 Michigan State at N'western ... 7 CST
- Minnesota at Ohio State ..... 1 EST
- Penn State at Indiana ..... 3 EST
- 26 Illinois at Michigan ..... 2 EST
- Wisconsin* at Purdue ..... Noon EST
- 28 *Wisconsin* at Minnesota ..... 6:30 CST

## March

- 1 Iowa at Purdue ..... 8 EST
- Northwestern at Michigan ..... 8 EST
- Ohio State at Penn State ..... 8 EST
- 2 Illinois at Indiana ..... 8 EST
- 4 Minnesota at Northwestern ..... 7 CST
- Ohio State at *Wisconsin* ..... 2 CST
- Purdue at Illinois ..... Noon CST
- 5 Indiana at Michigan State .. 12/2 EST
- Michigan at Iowa ..... 2/4 EST
- 8 Indiana at *Wisconsin* ..... 6:30 CST
- Michigan State at Iowa ..... 7 CST
- Northwestern at Illinois ..... 7 CST
- Penn State at Michigan ..... 8 EST
- 9 Purdue at Minnesota ..... 7 CST
- 11 Illinois at Ohio State ..... 1 EST
- Minnesota at Penn State ..... 8 EST
- Wisconsin* at Michigan State ..... 3 EST
- 12 Iowa at Indiana ..... 12/3 EST
- Michigan at Purdue ..... 12/3 EST

## 1995 NCAA TOURNAMENT SCHEDULE

### OPENING ROUNDS

#### East

- Knickerbocker Arena, Albany, NY ..... March 17 & 19
- Baltimore Arena, Baltimore, MD ..... March 16 & 18

#### Southeast

- The Pyramid, Memphis, TN ..... March 16 & 18
- Civic Center, Tallahassee, FL ..... March 17 & 19

#### Midwest

- Erwin Special Events Center, Austin, TX ..... March 17 & 19
- Dayton Arena, Dayton, OH ..... March 16 & 18

#### West

- Boise State Pavilion, Boise, ID ..... March 17 & 19
- Huntsman Center, Salt Lake City, UT ..... March 16 & 18

### REGIONALS

#### East

- Meadowlands Arena, East Rutherford, NJ ..... March 24 & 26

#### Southeast

- Civic Center, Birmingham, AL ..... March 23 & 25

#### Midwest

- Kemper Arena, Kansas City, MO ..... March 24 & 26


#### West

- Oakland-Alameda Coliseum, Oakland, CA ..... March 23 & 25

### FINAL FOUR

- Kingdome, Seattle, WA ..... April 1 & 3


# TELEVISION / RADIO CHART



**0**

**Osita  
Nwachukwu**


Forward/Center  
6-8, 230, Junior  
Owerri, Nigeria



**4**

**Brian  
Kelley**


Forward  
6-7, 255, Senior  
Decatur, GA



**5**

**Jalil  
Roberts**

Forward/Guard  
6-4, 185, Sophomore  
Jersey City, NJ



**10**

**Darnell  
Hoskins**


Guard  
6-0, 170, Sophomore  
Dayton, OH



**12**

**Chris  
Conger**


Guard  
6-3, 185, Senior  
Green Bay, WI



**13**

**Mosezell  
Peterson**


Guard/Forward  
6-4, 195, Freshman  
Louisville, KY



**15**

**Andy  
Kilbride**


Guard  
6-3, 190, Senior  
Kankakee, IL



**22**

**Sean  
Mason**

Guard  
6-2, 165, Freshman  
Olympia Fields, IL



**24**

**Michael  
Finley**


Forward  
6-7, 215, Senior  
Maywood, IL



**34**

**Howard  
Moore**


Forward  
6-6, 205, Senior  
Chicago, IL



**41**

**Booker  
Coleman**


Forward  
6-9, 230, Freshman  
Erie, PA



**52**

**Sean  
Daugherty**



Forward/Center  
6-10, 240, Freshman  
Vincennes, IN



**54**

**Rashard  
Griffith**


Center  
6-11, 270, Sophomore  
Chicago, IL



Rashard Griffith



Darnell Hoskins



Jalil Roberts



## 1994-95 SCHEDULE

### NOVEMBER

8	Tue.	CROATIA NATIONAL TEAM (Exh.)	7:05 p.m.
20	Sun.	MARATHON BASKETBALL (Exh.)	3:35 p.m.
26	Sat.	WRIGHT STATE	3:05 p.m.
30	Wed.	UW-GREEN BAY	7:05 p.m.

### DECEMBER

3	Sat.	TEXAS TECH	1:05 p.m.
6	Tue.	VALPARAISO	7:05 p.m.
10	Sat.	at Eastern Michigan	6:35 p.m.
14	Wed.	UW-MILWAUKEE	7:05 p.m.
23	Fri.	LOYOLA MARYMOUNT	7:05 p.m.
27	Tue.	at Stanford	9:35 p.m.
31	Sat.	at Marquette	1:05 p.m.

### JANUARY

4	Wed.	MICHIGAN STATE	7:05 p.m.
7	Sat.	at Indiana	7:05 p.m.
11	Wed.	at Ohio State	7:05 p.m.
14	Sat.	MINNESOTA	7:05 p.m.

21	Sat.	at Iowa	7:05 p.m.
26	Thu.	PENN STATE (ESPN)	8:35 p.m.
28	Sat.	NORTHWESTERN	2:05 p.m.

### FEBRUARY

1	Wed.	at Michigan	7:05 p.m.
4	Sat.	ILLINOIS	7:05 p.m.
11	Sat.	MICHIGAN (CBS)	3:05 p.m.
15	Wed.	at Northwestern	7:05 p.m.
18	Sat.	at Penn State	12:05 p.m.
22	Wed.	IOWA	7:05 p.m.
26	Sun.	at Purdue (CBS)	11:05 a.m.
28	Tue.	at Minnesota (ESPN)	6:35 p.m.

### MARCH

4	Sat.	OHIO STATE	2:05 p.m.
8	Wed.	INDIANA (ESPN)	6:35 p.m.
11	Sat.	at Michigan State	2:05 p.m.

*All times are Central.*